

BLUE BERET

OFFICIAL PUBLICATION OF THE WALLY BYAM CARAVAN CLUB INTERNATIONAL, INC.

OCTOBER 2019



EXCITEMENT IS BUILDING

Work progresses on the new
Airstream world headquarters

—PG 14





NO DEDUCTIBLES

NO CLAIM FORMS

NO COPAYS



30 minutes
could save you \$30,000

We have presentations scheduled daily.
Please call for a time convenient for you or
we'll set up an online/telephone presentation, exclusively, just for you.

ULTIMATE TRAVELING PEACE-OF-MIND FOR WBCCI MEMBERS

18 SkyMed Services including world wide services

Monthly Plans

For Families
Starting At

\$49

5 Year Plans

For Families
Starting At

\$2,495

Call one of our Certified SkyMed Ambassadors and Airstream owners
Bill Johnjullo (216) 533-1752 | Jim Moss (877) 667-4968 | Stan Schwenke (920) 918-9923
John Tetzlaff (612) 839-4013 | Jerry & Marilyn Collins (208)-867-8739 | Karen & Jack Cotton (760)-895-7019

www.SkyMed.com | 1-800-679-2020

President's Corner



Goal setting, as defined by Wikipedia, involves the development of an action plan designed to motivate and guide a person or a group toward a goal.

Over the last three years, and looking forward beyond my term as International President, I remain committed to the following goals:

- Preserve the WBCCI unimpaired for future generations of Airstream owners and Club members with strategic and fact-based planning, while respecting our rich heritage;
- Create an Inclusive Environment;
- Develop a Membership Growth and Profitability Strategy Independent of Industry Trends;
- Promote the Improvement of our Club Vision Utilizing the Long-Range Planning Committee 2017 Survey Results;
- Improve Electronic Media and
- Align with Airstream, Inc.

During the July 27th Executive Committee and International Board of Trustees meetings, I presented the following Action Plan in support of those goals and, for purposes of this article, would like to focus on intra-clubs:

- Work alongside a team committed to first class leadership on behalf of past, current & future members;
- Encourage continued alignment and communication of leadership goals, inclusion & transparency;

- Cultivate a future leadership pipeline which will continue to move the club forward;
- Submit for approval a balanced Club budget;
- Promote the development of additional intra-clubs which represent the evolving lifestyles of our members: live/work; home school; outdoor enthusiasts of any season; and
- Continue to develop collaborative relationships with Airstream, Inc., and dealer partners, and other businesses relevant to the Airstream travel lifestyle which provide meaningful benefits to our members.

Currently, the Airstream Club has three active intra-clubs: Amateur Radio; Classic Airstream and Vintage Airstream. As our membership continues to increase, so do the opportunities to expand these "clubs within the Club" to encompass the increasingly diverse interests and activities of Airstream owners.

Whether you enjoy camping off the grid; live in & work from your Airstream; travel with & home school your children; enjoy winter camping or outdoor activities (cycling, kayaking, wind or kite surfing), SUP (stand up paddle boarding) or antiquing; or enjoy attending festivals such as Coachella, Okeechobee or Burning Man - intra-clubs offer a unique opportunity to learn and share your knowledge & passion with like-minded Airstream Club adventurers.

Don't let the above examples limit your creativity - if you're interested in forming an intra-club, please don't hesitate to contact me @ monaheath@icloud.com.

Happy Travels

BLUE BERET is the official publication of the Wally Byam Caravan Club International, Inc. (WBCCI), Airstream Club International. BLUE BERET welcomes contributions of articles, photographs, news items and advertising. However, their publication in the BLUE BERET does not constitute endorsement. The opinions of the authors are their own and do not necessarily reflect the opinion of either the BLUE BERET or WBCCI. The products and claims of advertisers are their own and, too, do not necessarily represent endorsement by either BLUE BERET or WBCCI.

BLUE BERET (USPS 669-270; ISSN 0744-5601) is published monthly except December and July. Periodical mail postage paid at Jackson Center, OH and additional mailing offices. Canada Publications Mail Agreement #41295545. Canada Post Returns: 7289 Torbram Road, Mississauga, ON L4T 1G8. Notification of address change is the responsibility of the member or recipient and should be received at least two months in advance to avoid delays in forwarding. Re-mailing of back issues is at recipient expense.

Address corrections, suggestions, stories, art, photos, advertising and paid mail subscriptions (\$45/year, included in members' dues) may be mailed to: BLUE BERET/WBCCI, P.O. Box 612, 803 E. Pike Street, Jackson Center, OH 45334, Phone 937-596-5211, Fax 937-596-5542, email: blueberet@airstreamclub.org
POSTMASTER: Send address changes to: BLUE BERET/WBCCI, P.O. Box 612, 803 E. Pike Street, Jackson Center, OH 45334.

**Wally Byam
Caravan Club
International, Inc.**

803 E. Pike Street, PO Box 612
Jackson Center, OH 45334-0612
Phone 937-596-5211
FAX 937-596-5542
airstreamclub.org

**INTERNATIONAL
EXECUTIVE COMMITTEE**

President.....Mona Heath
1st Vice President..... Andy Selking
2nd Vice President..... Tye Mott
3rd Vice President..... Eric McHenry
Recording Secretary..... Vickie Courtney
Treasurer..... Jim Polk
Past President..... Barry Bell

REGION PRESIDENTS

Region 1.....Per Hamnqvist
Region 2..... Rich Short
Region 3..... John Leake
Region 4..... Karen Fisher
Region 5..... Bob Whitesell
Region 6..... Jim Johnson
Region 7..... Don Thomson
Region 8..... Mike Sisk
Region 9..... Bill Kindle
Region 10..... Sharon Cairnes
Region 11..... Patti Reed
Region 12..... Cecelia Stansbury
Parliamentarian..... Joanne Miller

COMMITTEES

Budget..... Andy Selking
Caravan..... Jay Thompson
Constitution & Bylaws..... Tom Smithson
Ethics & Grievance..... Bob Caldwell
Family & Youth..... Linda Amme
Historical..... Joe Peplinski
Information Technology..... Marc Nijdam
International Rally Site..... Bob Stansbury
International Relations..... Per Hamnqvist
Lifetime Membership..... Eric McHenry
Long Range Planning..... Tye Mott
Marketing..... TBD
Membership..... Terri Warren
National/Special Events..... Kathi Mitchell
Publications..... Hedda Smithson
Technical..... Ray Putnam

HQ TEAM

Lori Plummer.....Corporate Manager and
Blue Beret Managing Editor
Deb Sailor..... Blue Beret Editor
Barb Langston..... Rally/Caravan Coordinator

CONTACT BY EMAIL

Blue Beret..... blueberet@airstreamclub.org
Caravan..... caravan@airstreamclub.org
General..... info@airstreamclub.org
Membership..... membership@airstreamclub.org
Rally..... rally@airstreamclub.org
Corporate Manager..... lpummer@airstreamclub.org

What's Inside...



Vol. 55

October 2019

Issue No. 9

President's Corner 3

Club News 6

Welcome New Members..... 6
The Art of Airstream Cooking 10
Our Club Has a New Website! 12
A Night in the Museum..... 18
Whiteside-Maddox Tradition Keeps Rolling On!..... 22
The Washington Airstream Club & Northwest Battle Buddies 24
In Memoriam 27
Historically Speaking 29
Airstream Tech Help Group 34
HeadQuarters Notes 36

International Rally 39

Caravans 43

More and Shorter Caravans Needed 43
Caravanning?..... 43

National/Special Event (NSE) Rallies..... 44

Streamin on the Harbor 44
Silver on Mainstreet 44

Region News 45

Airstream • 937-596-6111 51

From the Vice President..... 51
MARCHing On..... 52

Event Schedule 56

Classifieds 61

Coupons 62



on the cover...

Excitement is Building - page 16
(left to right) Airstream President and CEO Bob Wheeler, CMO Mollie Hansen and COO Justin Humphreys discuss the current expansion project.
Photo courtesy Shawn Spencer Photography

"AIRSTREAM" is a registered trademark used under license.

Copy Deadline for the February issue is December 15



The Midwest's
#1 5-Rivet Certified Airstream Dealer
We Sell More Because We Sell For Less!

**Over
100
Available!**

SELECTION | SERVICE | SAVINGS



ALL NEW! Airstream Nest
Available for Immediate Delivery!



2019 International Signature



2019 Basecamp



2019 Interstate Tommy Bahama
Edition RWD/4WD

www.ewaldsairstream.com

New & Used Inventory • Schedule Service • Specials • Finance • About Us



We'll Meet or Beat any Advertised Offer on any New Airstream We Sell or ***WE WILL GIVE YOU \$500!***

Find us on Facebook **414-376-8305 | 6269 S. 108th St. (Hwy 100) | Franklin, WI 53132**

Sales Hours: Monday-Friday 9am-6pm • Saturday 9am-5pm | Service Hours: Monday-Friday 7am-6pm • Saturday 8am-1pm



Ewald reserves the right to verify a competitor's offer. Not valid on prior sales. Competing offer must be in writing and from an airstream dealer from Wisconsin. The Airstream must be the same MSRP, color and equipment for price guarantee to be valid. Guarantee applies to new, untitled airstreams. Demonstration or test units are not valid for comparison. All manufacturer incentives, including finance or lease offers, are subject to consumer eligibility. Ewald Automotive Group reserves the right to factory order a like airstream in order to honor the price guarantee. Limited production airstreams are excluded. See dealer for details. Ewald Automotive Group reserves the right to modify this policy for market conditions. Policy effective 4/20/17.

Welcome New Members.....

Unit/Club # 000
WBCCI # 03967
Rob & Cyndy Glasscock
GA

Unit/Club # 002
WBCCI # 13730
Stephen Capizzi
NY

Unit/Club # 009
WBCCI # 24121
Richard Barnhart
FL

Unit/Club # 019
WBCCI # 04022
Robert Padilla
CA

Unit/Club # 000
WBCCI # 17773
Jan & Pam LeValley
OH

Unit/Club # 002
WBCCI # 11925
June Worden & Karen Piraino
NY

Unit/Club # 009
WBCCI # 04019
Margo & Mike Connell
OK

Unit/Club # 019
WBCCI # 07725
John & Deborah Eertwegh
CA

Unit/Club # 000
WBCCI # 08610
Luis Diaz
FL

Unit/Club # 003
WBCCI # 04026
Sherri Ewing
AZ

Unit/Club # 011
WBCCI # 04216
Christy Brice
CA

Unit/Club # 019
WBCCI # 04323
Gene & Connie Brunn
CA

Unit/Club # 000
WBCCI # 04177
Marty & Bobbie Mattis
KY

Unit/Club # 003
WBCCI # 18612
Allen Swanson & Elizabeth Bunting
AZ

Unit/Club # 011
WBCCI # 04309
Charles & Merrily Heaps
CA

Unit/Club # 021
WBCCI # 04083
Chris & Page Herman
NC

Unit/Club # 000
WBCCI # 04179
Robert Simmons
MI

Unit/Club # 003
WBCCI # 04196
Kerin Eaton
OH

Unit/Club # 011
WBCCI # 07561
Thomas & Amy Webster
CA

Unit/Club # 022
WBCCI # 08456
Marylouise LeVeen
SC

Unit/Club # 000
WBCCI # 04197
Dan & Monica Champion
MO

Unit/Club # 003
WBCCI # 04231
Kathryn Engle
AZ

Unit/Club # 015
WBCCI # 03953
Paul Michaud
CA

Unit/Club # 022
WBCCI # 10349
Mike & Maryjane Carr
SC

Unit/Club # 000
WBCCI # 04235
Nancy & Robert Spetzler
AZ

Unit/Club # 003
WBCCI # 04307
Mike & Lisa Hitt
AZ

Unit/Club # 015
WBCCI # 04258
Mike & Lina Weber
CA

Unit/Club # 024
WBCCI # 04001
Patrick & Jean Wolach
CO

Unit/Club # 000
WBCCI # 19952
Carol & Wayne Goodman
TX

Unit/Club # 004
WBCCI # 14256
MJ Wylie
CO

Unit/Club # 015
WBCCI # 30000
Gary & Cecy London
CA

Unit/Club # 024
WBCCI # 07216
August Burgoon
CO

Unit/Club # 000
WBCCI # 04300
Bruce & Janice Allbee
WA

Unit/Club # 008
WBCCI # 14007
Carolyn & Larry Perea
CA

Unit/Club # 018
WBCCI # 21549
William & Leslie Sellier
CA

Unit/Club # 025
WBCCI # 31970
Margaret Glover & Albert Allard
CT

Unit/Club # 000
WBCCI # 04302
Byron Butterfield
TX

Unit/Club # 008
WBCCI # 12340
Mark Jenkins & Stacie Smith
CA

Unit/Club # 018
WBCCI # 04075
David & Barbara Power
CA

Unit/Club # 026
WBCCI # 18000
Linda Dunton & John Bryan
MD

Unit/Club # 002
WBCCI # 07635
Boyd & Dawn Wible
NY

Unit/Club # 009
WBCCI # 14473
Rodney & Teresa Kile
TX

Unit/Club # 018
WBCCI # 04314
Peter & Shelley Denyer
CA

Unit/Club # 027
WBCCI # 09103
Eric & Kim Hunt
FL

Unit/Club # 027
WBCCI # 04069
Cristina Cernicchiaro
FL

Unit/Club # 027
WBCCI # 03789
Marilyn & John Park
FL

Unit/Club # 027
WBCCI # 16787
Tim & Bret Larson
FL

Unit/Club # 030
WBCCI # 15829
Chris & Tiffany Craft
FL

Unit/Club # 030
WBCCI # 04364
Lewis & Judi Fogel
FL

Unit/Club # 032
WBCCI # 03976
Cindy Barber
GA

Unit/Club # 032
WBCCI # 04107
Steve & Anne Elferdink
FL

Unit/Club # 032
WBCCI # 15845
Samantha Patrick
GA

Unit/Club # 032
WBCCI # 04215
Jack & Conchita Hunnicutt
FL

Unit/Club # 032
WBCCI # 04220
Norma Kate Singleton
GA

Unit/Club # 035
WBCCI # 22301
Michael & Regina Allen
ID

Unit/Club # 035
WBCCI # 14111
Dean Seward
OR

Unit/Club # 035
WBCCI # 04123
Gary Gigot & Tammy Jenkins
WY

Unit/Club # 035
WBCCI # 04209
Anthony Wilson & Lorrie Bauer
ID

Unit/Club # 037
WBCCI # 26835
Rachael & Claus Newman
SC

Unit/Club # 037
WBCCI # 18100
Khrista & Armando Villegas
GA

Unit/Club # 038
WBCCI # 04266
Thais & Carter Meredith
IL

Unit/Club # 040
WBCCI # 12020
Victoria & Games Slayter
IN

Unit/Club # 049
WBCCI # 06339B
Greg & Julie Penner
KY

Unit/Club # 055
WBCCI # 07510
Michael DeSouza
MN

Unit/Club # 059
WBCCI # 04158
Laura & William Hudson
MO

Unit/Club # 059
WBCCI # 05702
Neil & Becca Schaper
KS

Unit/Club # 059
WBCCI # 04972
Terry & Donna Davis
KS

Unit/Club # 059
WBCCI # 08677
Megan & Cliff Ira
MO

Unit/Club # 064
WBCCI # 04113
Robert & Susan Rowell
VT

Unit/Club # 065
WBCCI # 04203
Carl & Judy Newton
VT

Unit/Club # 065
WBCCI # 22574
William & Anne Farley
VT

Unit/Club # 065
WBCCI # 04372
Allison Bussiere
NH

Unit/Club # 066
WBCCI # 08225
Michaele & Barbara McPherson
PA

Unit/Club # 066
WBCCI # 13813
Brian & Kim Asack
NJ

Unit/Club # 068
WBCCI # 03973
Jonathan & Ann Morris
NJ

Unit/Club # 071
WBCCI # 04376
Alan & Joyce Bartlett
NY

Unit/Club # 080
WBCCI # 06915
Melissa Byas
OH

Unit/Club # 088
WBCCI # 14759
Jeanie & Larry Mitchell
OK

Unit/Club # 088
WBCCI # 04033
John & Marsha Harrod
OK

Unit/Club # 088
WBCCI # 07173
Tom & Olivia Tackett
OK

Unit/Club # 090
WBCCI # 03952
Robert & Carol Rasor
OR

Unit/Club # 090
WBCCI # 08420
Ed & Elaine Lisle
OR

Unit/Club # 090
WBCCI # 04174
Lori & Bill Metz
OR

Unit/Club # 090
WBCCI # 13170
Janet Schober
OR

Unit/Club # 090
WBCCI # 04327
Jan & Dave Yutzy
OR

Unit/Club # 091
WBCCI # 14427
Denette Leavengood
OH

Unit/Club # 092
WBCCI # 04152
Mark & Cynthia Delehanty
PA

Unit/Club # 093
WBCCI # 18148
Chris Gangi
PA

Unit/Club # 099
WBCCI # 07290
Timothy & Anita Clemente
TX

Unit/Club # 099
WBCCI # 04245
Roger & Dixie Clark
TX

Unit/Club # 099
WBCCI # 30301
Daniel & Jennifer Dice
TX

Unit/Club # 099
WBCCI # 09078
Susan Wittmack & Randy Bunner
TX

Unit/Club # 099
WBCCI # 04379
David & Kelly Rodriguez
TX

Unit/Club # 103
WBCCI # 10378
Randal & Leslie Mitchell
TX

Unit/Club # 104
WBCCI # 11204
Thomas Sykes & Cheryl Mallan
TX

Unit/Club # 109
WBCCI # 31283
Phillip & Amanda Carter
VA

Unit/Club # 109
WBCCI # 04126
Stephen Copps
VA

Unit/Club # 110
WBCCI # 04047
Michael Coffman & Kara Jefferies
VA

Unit/Club # 111
WBCCI # 04041
Edward Stillwell
VA

Unit/Club # 111
WBCCI # 22690
William & Cris Plack
MD

Unit/Club # 112
WBCCI # 03922
LeRoy & Vickie Kuzel
WA

Unit/Club # 112
WBCCI # 15298
Marc Larson
WA

Unit/Club # 112
WBCCI # 22500
Katherine & Donald Hansen
WA

Unit/Club # 115
WBCCI # 10250
Kenneth & Carole Rehm
WV

Unit/Club # 116
WBCCI # 23333
Sam & Kathryn Roman
WI

Unit/Club # 116
WBCCI # 04330
Ryan & Jesse Haney
WI

Unit/Club # 119
WBCCI # 12162
Ray & Laura Jilek
SD

Unit/Club # 121
WBCCI # 04193
Lorna Burgess/Rush &
Clayton Burgess
BC CANADA

Unit/Club # 124
WBCCI # 07980
Michael & Patty Gerrard
ON CANADA

Unit/Club # 125
WBCCI # 04227
Sonia Leblanc
QC CANADA

Unit/Club # 129
WBCCI # 23678
Friedrich Hoffelner
FL

Unit/Club # 137
WBCCI # 04165
Robert & Linda Johnson
MI

Unit/Club # 149
WBCCI # 04120
Robert & Beverly Bean
VA

Unit/Club # 150
WBCCI # 04381
Jerry & Debra Peterson
SC

Unit/Club # 151
WBCCI # 11234
Dustin & Christine Whitney
KS

Unit/Club # 151
WBCCI # 13004
Jim & Jane Foster
AR

Unit/Club # 153
WBCCI # 03950
Saundra & Jack Thompson
FL

Unit/Club # 155
WBCCI # 07998
Anthony & Diane Carreiro
TX

Unit/Club # 158
WBCCI # 22112
Jennifer & Jason Brooks
TN

Unit/Club # 161
WBCCI # 04146
Hunter & Julie Dockery
NC

Unit/Club # 161
WBCCI # 12812
Jerry & Jeanette Landreth
NC

Unit/Club # 162
WBCCI # 21734
Ray & Carol Smith
FL

Unit/Club # 165
WBCCI # 07495
Shawn & Susan Brown
TN

Unit/Club # 168
WBCCI # 04384
Richard & Carol Hiltbold
TX

The information contained in this membership list may be used for personal correspondence by any member, WBCCI, and licensees. No membership list may be used by any other person, firm, or commercial entity.

Unit/Club # 169
WBCCI # 04106
Jon & Jill Danzig
NC

Unit/Club # 169
WBCCI # 04339
Bill & Frances Sanislow
NC

Unit/Club # 172
WBCCI # 07740
Mark & Cindi Cockrill
TX

Unit/Club # 172
WBCCI # 28655
Taylor & Trina Bentley
TX

Unit/Club # 176
WBCCI # 07213
Edward & Jennifer McKenzie
IL

Unit/Club # 177
WBCCI # 04074
Frans & Joselia Schijf
Netherlands

Unit/Club # 177
WBCCI # 32444
Yvonne Schweizer
Zurich SWITZERLAND





AIRSTREAM of DFW



Exclusive Airstream Dealership

Fort Worth, Texas



Don't make changes, only improvements

- Wally Byam

TEXAS SIZED SHOWROOM

Full-Line Dealer

- Climate Controlled Showroom.
- <30 mins from DFW Airport.
- 5 mins from world famous Fort Worth Stock Yards, Billy Bobs, Downtown FTW's Sundance Square & Top Golf.
- 15 mins from ATT Stadium, home of the Dallas Cowboys.
- 15 mins from Fort Worth Zoo.

AWARDS & HONORS

Why Buy?

- One of Select 5 Rivet Dealers.
- RV Business Top 50 Dealer.
- Top 10 Basecamp, Travel Trailer & Motorhome dealer.
- All Models in one showroom.
- Fly & Drive Program.



FAMILY BUSINESS

Owned & Operated

Airstream of DFW is a proud member of the Vogt RV family, continuing the Vogt commitment to exceptional customer service for over 40 years in North Texas. Our full service dealership is staffed with the most educated personnel on everything Airstream and is proud to carry on Airstream's enduring tradition of luxury, durability, functionality and performance.

airstreamdfw.com

PHONE: 817-882-6610 ADDRESS: 109 N Chandler Dr. Fort Worth, TX 76111

The Art of AIRSTREAM COOKING

Gina Eggers, #3732



Pizzoccheri Valtellinesi (Cabbage and Potato & Pasta Boil)

This is a favorite dish from the valleys of the Valtellina in Lombardy, Italy, using mountain cheeses such as Casera or Bitto, but in the U.S. these are difficult to find. Fontina is a good replacement. Traditionally made with Savoy cabbage and potatoes, which is the classic way, but you can use regular green cabbage as well. It is best made with small new potatoes, unpeeled. The pasta used in Italy is buckwheat pasta, which unless you make your own, you'll have to use something else. Pasta is easy to make at home, but making in your Airstream is a little messy, but not impossible if you have a vacuum for the flour mess you'll make!



1. Start a large pot of water to boil on the stove. Add a bit of salt.
2. Mince or slice **4 garlic cloves**. Melt **1/2 stick butter** in a small fry pan. Add garlic and warm. Set aside.
3. Chop up cabbage into relatively bite-size pieces. You can also shred on the large holes of a grater or slice in a food processor. If using new potatoes, just wash, don't peel. The larger ones can be cut into bite-size pieces. The small ones can be cut in half or thrown in whole and unpeeled. If using large, older potatoes, peel and cut into bite-size pieces. To go with a whole **Savoy cabbage** (or **half a head of regular cabbage**), use about **2 cups of potatoes**.
4. Drop potatoes and cabbage into boiling salted water in a large pot. Boil on medium heat for 8-10 minutes (potatoes should be soft, but not falling apart) and then add about **4 oz of pasta** (**larger egg noodles work well**). Add slowly so the water continues to boil after each addition. Keep the heat up high during this phase so you can keep adding pasta without waiting too long in-between. Boil for another 4 -5 minutes or until pasta is al dente.
5. Drain the pan into a colander and put into a casserole dish. Pour garlic butter over the entire thing and add some **ground pepper**. Sprinkle **shredded Fontina cheese** on top. The amount is up to you. Eat now, while warm. If there is any left, it reheats well. If taking to a rally, it keeps well in a crockpot on low.

Gina Eggers and boyfriend Mark Kasten are owners of a 27' FB International Serenity, "Something Shiny." Gina has been a lifelong camper and foodie, attending classes and seminars around the United States on breads, grains and vegetarian/vegan and raw foods. She has been teaching classes at a kitchen store in Wisconsin and in hers and other homes. She is a member of the Bread Baker's Guild of America. You can reach Gina at upnorthbread@icloud.com and you can find her on Instagram at @upnorthbread.

We Rally Together

**but we can only do that if
you renew your WBCCI
membership now**

We are offering less “we’ve always done it this way” or “here are the rules you need to follow”. And more “tell us what you would like to see in your Airstream club” and “we’re so glad you’re here!” Kindness and just plain camping fun will be our guides.

Oh yes, we still have the Blue Book for rules and club structure but that’s secondary to our basic tenets listed above. As membership chair, I earnestly want to know your thoughts about the club – what do you really love, what could be better or added, what you strongly dislike. I’m listening.

Write me at twestover@mac.com.

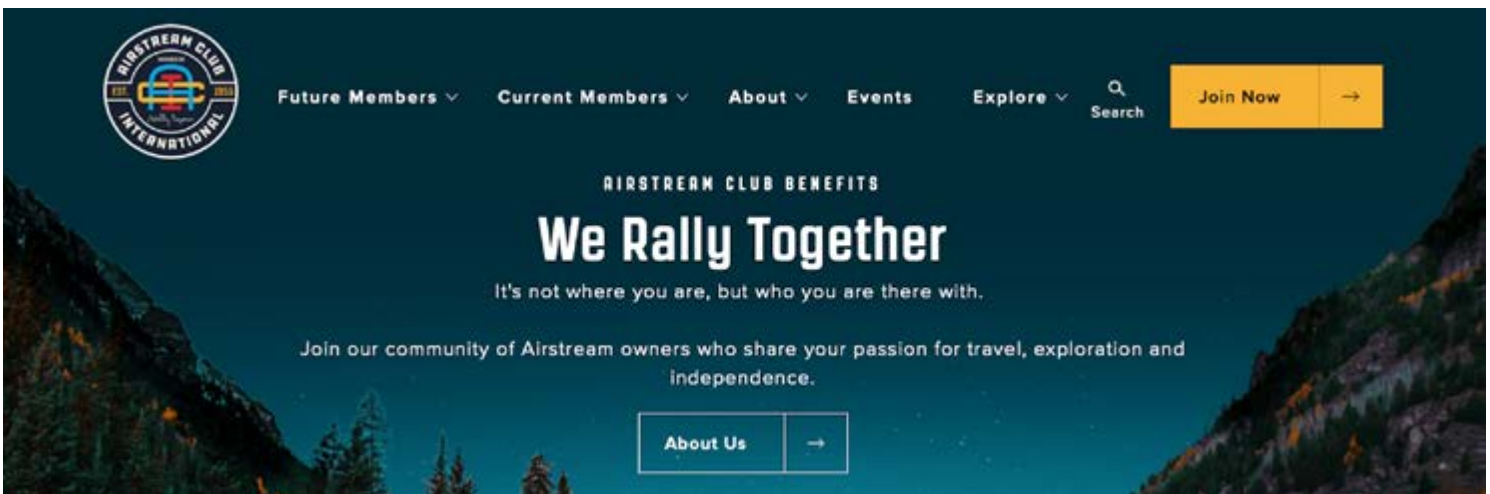
Terri Warren, Membership Chair



Our Club Has a New Website!

Eric McHenry, #153, International 3rd Vice President
 Website Update Project Manager
eric.mchenry@airstreamclub.net

We hope you've noticed and are starting to enjoy our new Club website (<https://airstreamclub.org>) which launched in late August of this year. The website replaced our aging prior website (wbcci.org), and focused on an improved and modern user experience, incorporating our new marketing logo and brand colors, and perhaps most importantly making it easier for current and future members to find out more about our Club, and how to get involved.



As you explore the new site, keep an eye out for the following key features:

- 1) Significantly improved map-based way to Find a Club (click on “[Explore](#)”, then “[Find a Club](#)”). This was one of the most important goals of the project; allowing new members to easily explore where they can find, join and engage in one of our 100+ Local Clubs and Units.
- 2) A Club-wide calendar of events (click on “[Events](#)” at the top) that lists every Rally and special event in one place, sortable by Club/ Unit, State, Date and type of Event. The goal of this new capability is to provide visibility and access to the wide range of our events going on at any time across the USA, Canada and Europe.
- 3) Highlighting our Caravans (click on “[Explore](#)” then “[Caravans](#)” at the top). These are the crown jewels of our club, so we’ll be building out more information about all our Caravans and National Events to ensure we get the message out and allow our members to easily sign up, pay and keep track of their upcoming adventures.



FULL SERVICE AIRSTREAM COLLISION CENTER



BEFORE

**NO JOB TOO BIG
OR TOO SMALL**

**FACTORY TRAINED
CERTIFIED TECHS**

**HAIL DAMAGE
REPAIR**

**INSURANCE
CLAIMS WELCOME**

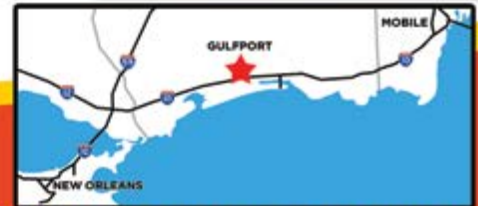


AFTER

**Contact Michele Galloway at 800-341-9431
or mgalloway@foleyrvcenter.com**

FoleyRVcenter.com

11063 HWY. 49 NORTH, GULFPORT, MS



TAKE EXIT 34B, THEN 1 MILE NORTH ON THE LEFT

- 4) Mobile-friendly! We know from our research that well over 50% of our website users are using cell phones and tablets to access our site. The new site works extremely well across these mobile devices, as well as traditional desktop computers.
- 5) Migration of more than 400 Technical “How To” and Informational articles. This was a huge body of work, led by Dan Pinson and Ray Putnam. Ever wonder how your air conditioner works? Want to know about using a generator? Just click on “[Current Members](#)”, then navigate to “[How To & Technical Articles](#)”.
- 6) And last, but not least, making our Courtesy Parking benefit easier to access, especially from mobile devices. Just click on “[Current Members](#)”, then navigate to “[Courtesy Parking](#)” under the Club Benefits area.

As Project Leader for this assignment, one of the most rewarding aspects was working with a great team of our members to bring this into existence in a record 6 months (and within budget)! Kudos to the team, which included Lori Plummer (our Corporate Manager), Marc Nijdam (Information Technology Committee Standing Chair), Carol Beardshear and Damon Beals. And special thanks to our new International President Mona Heath for her contribution to the driving inspiration behind the branding, logo and overall project.

Excitement is Building

Jay Cullis, Airstream Content Manager

As work progresses on Airstream's plant expansion, the peaceful quiet of the rural Ohio countryside around Jackson Center has given way to the bustle of construction. Trucks and equipment rumble past cranes rising above the cornfields and a new building stands where before there was nothing but a dirt field dotted with weeds.

While a great deal of work is yet to be done, there's no denying that tremendous effort went into transforming the site. Much of the exterior work on the \$40 million plant is complete, and the focus has shifted inside where teams are working toward completion of the 750,000 square-foot facility. Currently, travel trailer production is slated to begin moving into the new building in December, with full production anticipated to be up and running in January 2020.

"We couldn't be more excited," said Airstream President and CEO Bob Wheeler of the new production facility located just a mile down the road from Airstream's current location. "This expansion has been on the minds of everyone here in Jackson Center for a while now – it's nice to see plans becoming a reality."

Announced in February 2018, the new facility represents the first major addition to Airstream's campus in almost 50 years. A groundbreaking ceremony was held on August 3, 2018 and work quickly began in haste. Rainy weather and soil conditions presented logistical challenges, but the team from Thomas & Marker Construction soldiered on through the winter, grading the earth and preparing the site. As winter broke and spring arrived, the skeletal structure of the building began to take shape and day-by-day progress moved forward at an astonishing pace.

"It's incredible what that team accomplished," said Airstream COO Justin Humphreys. "Every day it seemed like they were outpacing themselves. For so long it was just an empty field, and then almost overnight we had the bones of the building."

Bit by bit, walls took shape and a roof was installed, allowing much of the work to migrate inside. Over the course of the summer of 2019, steel beams were installed, and a concrete slab was poured to form the massive production floor. Electrical, HVAC, and plumbing work will continue into the early fall, with completion of the interior production area expected at the start of November. Once that major milestone is met, the focus will shift to finishing Airstream's new corporate office space and completion of the Airstream Heritage Center. As of September 1, 2019, the construction crew has put in over 126,000 hours.



“Not only will we have more space to work with,” said Humphreys, “but we’re adding a lot of amenities and infrastructure to ensure Airstream continues to lead the industry. A state-of-the-art training facility for dealers and associates, a cafeteria, and a soundproof media room are just a couple things we’re pretty excited about.”

While the immediate focus is on completing the project, excitement is building for the opportunities presented in this state-of-the-art facility. New equipment will be added, giving Airstream associates new tools and methods that ensure Airstream quality and craftsmanship remains the highest caliber. The new space will provide more space and more materials storage, as well as new innovations in safety and quality control.

“Switching facilities like this gives us an opportunity to rethink and reset,” said Wheeler.



continued on page 16

continued from page 15

“This is our opportunity to set Airstream up for the next 85 years, and we’re looking at a variety of ways to ensure our associates are well-positioned for success.”

Small touches add up to major improvements, Wheeler added. For example, hoses that supply air for pneumatic tools will drop from the ceiling to help eliminate trip hazards, and new hoists and pressurized lifts will allow for better ergonomic work conditions.

“It all adds up to improved workflow and a smoother production process,” said Wheeler. “We’re always looking for ways of ensuring safety and giving our associates all the tools and resources they need to be successful. Having a new building to work with presents us with an excellent opportunity to build in these kind of improvements.”

While much of the focus has been on the fact that Airstream’s travel trailer production will migrate down the road, Airstream’s touring coach production is poised to expand as well. Once the travel trailer operations move out of the current plant, work will begin on upgrading the nearly 50-year-old vacated building to prepare it for its new life as Airstream’s touring coach production facility.

As the big day approaches, other changes will take place. The popular Airstream Factory Tour will cease on December 1, 2019 and will stay closed until the grand opening of the new plant in the spring. And when the initial phase of work is completed on Airstream’s new museum space, the focus will shift toward moving the collection of vintage travel trailers and motorhomes into their new home.

“This is the next step in a long journey,” said Wheeler. “We’ve got nearly 90 years of success and learning behind us, and the future of Airstream is bright.”



Southland **AIRSTREAM** *RV* OF NORTH GEORGIA



Georgia's Largest Airstream Dealer



• SALES • SERVICE • PARTS •



AIRSTREAM AUTHORIZED COLLISION CENTER

CONVENIENTLY LOCATED ON I-85 IN ATLANTA

living the Riveted lifestyle

1794 Bolton Circle • Norcross, GA 30071 • 770.717.2890
www.SouthlandRv.com

A Night in the Museum

Streamlined: From Hull to Home

August 2 - 4, 2019

Rick Cipot, #3411

Actually it was two nights. Fourteen Airstreams along with Airstream Ambassadors arrived at Mystic Seaport Friday evening August 2 to set up camp and call Mystic home for the next two days. Mystic Seaport Museum is a living museum of a New England whaling village in the 1800's. For several days leading up to this extraordinary event, emails were flying between Airstream, Mystic Seaport Museum, Thor Industries and the Wally Byam Airstream Club to put together a weekend to coincide with the *Streamlined: From Hull to Home* exhibit in the Thompson Exhibition Building. Mystic Seaport Museum is located on the Mystic River, and yes you guessed it, in Mystic, Connecticut.

For twenty-seven years Wade Thompson was a trustee of the museum and a great

philanthropist to several worthwhile causes and organizations. Thompson's vision for the museum was its need for a contemporary exhibition space to enhance and perpetuate the growing needs for the museum's expansion. The result of that vision is the cornerstone of the north end revitalization, the Thompson Exhibition Building, which opened to the public on September 24, 2016. This incredible building encompasses a contemporary design based on the nautical flare of the curves of a sail using natural woods and glass. Unfortunately Wade passed away in 2009 and never saw his dream turn into reality.

So where does Airstream fit into the story? Wade Thompson, along with his business partner Peter Orthwein, purchased Hi-Lo Trailer Company

in the mid 1970's and in 1980, together they formed Thor Industries and purchased Airstream. The company at that time was not recovering well from the oil supply crisis that hit the RV industry pretty hard and was losing money at a substantial rate. As one story tells it, on Mr. Thompson's first visit to Jackson Center, he handed out black pens to the employees telling them "There isn't going to be any more red ink at this company."

To compliment the exhibit *Streamlined: From Hull to Home* in the Thompson Exhibition Building, Dickie Riegal's 1953 Flying Cloud is being exhibited in front of the building. Inside there is a wonderful display of everyday items embracing the concept of Streamlined, from boats to blenders and other household items





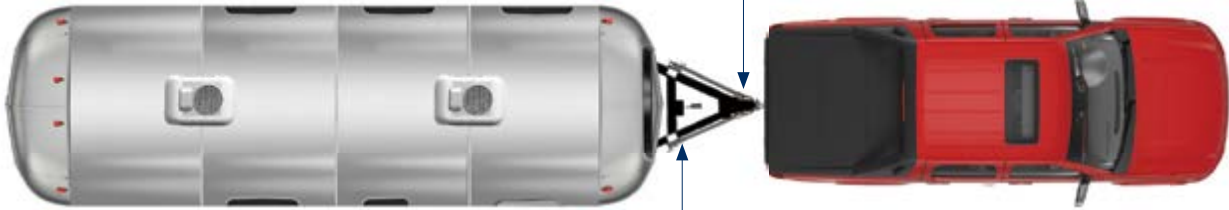
SwayPro™

Worry-Free Sway Prevention & Weight Distribution



Do You Have Control Issues?

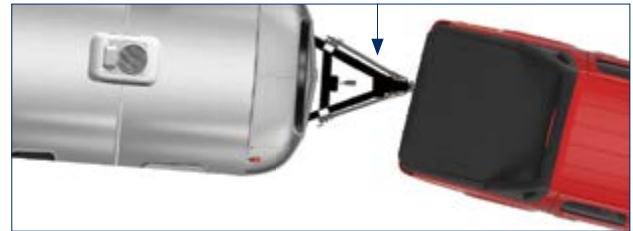
The pre-set hitch head employs caster to keep the trailer in line.



SwayPro's rotating latches pre-load the spring steel bars, providing a centering force keeping the trailer in line with the tow vehicle. **Preventing sway caused by wind, passing vehicles, and winding roads.**



Turn left and the right bar applies a greater counter-acting force to keep the trailer tracking behind the towing vehicle **without sway.**



Turn right and the left bar applies a greater counter-acting force to keep the trailer tracking behind the towing vehicle **without sway.**



No Excuses!

Stop driving 20mph slower than other traffic.

Sway prevention in the fast lane.



Stay on track.

Our hitch doesn't control sway, *it prevents sway.*



Rain or shine.

Friction hitches stop working in wet weather conditions.

SwayPro prevents sway in any weather.



Fast Hookup.

Load the chains.
Rotate the latches.
Go.



Quiet.

You won't hear any of the annoying noises created by friction hitches.



Versatile.

Tow with nearly any vehicle.
Tow almost any trailer.

Find your hitch at blueox.com/swaypro or call 800-228-9289

A Night in the Museum

continued from page 18

of the 50's and 60's. To further enhance the museum visitor's experience of streamlined, fourteen Airstreams were set up inside the museum's grounds in three groups. One exhibit was a wonderful assortment of privately-owned Airstreams. From a brand new 2019 NEST, an Interstate B Van, a 1983 Limited 34' to several vintage Bambi's and everything in between.

With twenty-nine Airstream Ambassadors on hand, each Airstream was open to the public to view and ask questions. Open house was held on Saturday and Sunday for four hours with over 450 visitors over the two day period. Questions of every sort were asked and answered as it's no secret Airstream owners love to talk about their Airstreams and adventures. There were those who asked "what are you doing here?" Yes, Airstreams are the oldest continually manufactured recreation vehicles made, but hey, not in the 1800's. Once the Streamlined exhibit was explained all made sense.

It was not all work and no play for our team of Ambassadors; Saturday morning found the fog rising from the river in a tranquil setting of an old New England whaling town. Sipping coffee on a bench listening to the water lapping onto the docks, seagulls in the distance and the sound of mooring lines slapping the water made for the perfect way to start the day. Next at nine o'clock there was a private guided tour of the over one acre storage facility housing

the most amazing collection of small nautical vessels, engines and an array of other historic memorabilia. As a section not open to the public, it was a special treat of items left for preservation and not restoration. After the Saturday open house, a river cruise aboard the historic Sabino steamship was in order - the oldest wooden, coal-fired steamboat in regular operation in the U.S. built in 1908 in East Boothbay, Maine. To cap off the end of a perfect day, a buffet dinner in a private room above the restaurant was served including birthday cake for dessert for a special member of the party.

Sunday was another day of open house and museum guests along with clear, though a bit warm, weather. The group pulled camp around six o'clock - sorry that it was over, but another great Airstream adventure added to the list. There is a bit of nostalgia walking Mystic Seaport at night. Bringing one back to the 1800's walking the streets as shops close and the streets become empty. It's not difficult to bring yourself back in time wondering what it was really like back then. Great ships would head out for years at a time, with husbands and sons off to sea in search of the great whale. Watching town folk bustling about making for a busy day, in town getting their daily errands done in the small shops. In all a great way to spend a weekend in New England knowing that once you pull out past the white picket gate, tomorrow awaits.



Photos courtesy of
Mystic Seaport, Sandi
Gould and Rick Cipot



FOR YOUR HOME AWAY FROM HOME

Great Selection • We Take Trades
 Service and Collision Center
 Parts and Accessories
 Friendly and Personal Buying Experience



800-306-5419
airstreamofmississippi.com
 11063 HWY. 49 NORTH, GULFPORT, MS
 TAKE EXIT 34B, THEN 1 MILE NORTH ON THE LEFT

Whiteside-Maddox Tradition Keeps Rolling On!

Linda Whiteside Maddox, #7831



The original trailer - 1969 Globetrotter.
Sold in the late 70's to someone who put it on
Flathead Lake in Montana

My parents, Jean and Ray Whiteside, were Airstream owners from about 1969 or so until my mother stopped driving her rig in 2011. Earlier, they had several other brands, but they started their Airstream connection with a 1969 21' Globetrotter. Their WBCCI number, 7821, was proudly applied to their first Airstream. Over the years, they had several Airstream motorhomes (never another trailer), ending up with a 1994 36' Diesel pusher. My mother sold it in 2002 to a gentleman who saw it in the *Blue Beret* classifieds. He had a Southern California friend come look at it, who stamped his approval. He then came to California from back east to pick it up and drive it back to his home. He had plans to install solar and other upgrades. That was one gorgeous rig and is probably still on the road today. My mom went out and bought a new 2003 30' Land Yacht motorhome within a month!

The Hobo Rally was held for many years in Blythe, California in late January/ early February. My mom and dad were members of several Units in Southern California over the years (starting with the California Unit sticker on the back of the Globetrotter) and attended several Hobo Rallies. After my dad passed away in 1999, my mother continued going to rallies and traveling with her Club, the Long Beach Unit. She kept driving her 2003 30' motorhome until she was 88. She could hook up her little car herself and the thing that made her stop Airstreaming was the loading and unloading. Driving was no problem.

Somewhere along the way, their Airstream number got changed to 7831, which is the number that Chuck and I use to this day. They were very involved with the Club, even traveling to Baja on a caravan in 1987 (I think) and attending several International and regional rallies.



Motorhome that went to Baja, year unknown



1994 Diesel - I wonder if it is still on the road

AIRSTREAM

Over 325
Airstream Travel Trailers
& Motorhomes to Choose From!

Come See the New 2019
Travel Trailers and Touring Coaches



The New
Interstate 19
Here Now!



AIRSTREAM
Los Angeles
1212 E. Las Tunas Dr.
San Gabriel CA 91776
855-808-8001
AIRSTREAMLOSANGELES.COM

AIRSTREAM
Orange County
2018 FIVE RIVET DEALER
15086 Beach Boulevard
Midway City CA 92655
855-800-2304
AIRSTREAMORANGECOUNTY.COM

AIRSTREAM
Inland Empire
2018 FIVE RIVET DEALER
27969 Jefferson Ave.
Temecula CA 92592
855-799-6794
AIRSTREAMINLANDEMPIRE.COM

AIRSTREAM
Las Vegas
5050 E. Russell Road
Las Vegas NV 89122
702-835-8300
AIRSTREAMLASVEGAS.COM

Traveling? Emergency? Need Service?
Airstream SOCal and Airstream Las Vegas are here to help!

Complete Service Departments: • Airstream Factory trained technicians.
• Specializing in Aluminum skin replacement/repairs.

The Washington Airstream Club and Northwest Battle Buddies

Carol Ortiz, #1686

“Twenty-two veterans with PTSD are committing suicide each day,” said Shannon Walker, President & CEO of Northwest Battle Buddies (NWBB), a non-profit charity, speaking at the 2018 Election/Installation Rally of the Washington Unit, WBCCI last September. Shannon and her Operations Manager, Ovie Muntean, explained that their organization offered hope to combat veterans by providing free of charge, professionally matched and trained service dogs. As they shared their story, soon to be President, Darlene Leslie said, “We need to help them.”



Bill & Connie Reed visiting with one of the vets, his wife and dog

Michael Plympton was appointed committee chair to plan a fundraising event. He asked for volunteers. The first meeting was November 30, 2018 with the NWBB team of Shannon, Ovie and Michael Stevenson, a consultant for non-profit fundraising. Charlotte Barber, Cathy Cook, Deborah Haley, Larry Koeser and Carol Ortiz had volunteered. June 1, 2019 was chosen for a date. Immediately, questions

began to arise: What kind of event should we have . . . a picnic or something else? Where should it be held? Should there be a theme? Do we plan for only Unit members or should we open the event to the public? Should we have entertainment? Should there be an entry fee, or should we sell tickets? And many more questions came to the surface. So, here is our story and we're sticking to it!

The Plans Begin to Take Shape...

Over the course of the committee's next few meetings, we began to answer some of these questions. We lost Charlotte and Larry to other commitments and added Larry Alvar, John Brown, Debbie Decker and Bill Reed to the planning group. We decided that it should be an event open to the public if we were to make an impact. The Washington Land Yacht Harbor Board of Directors granted use of Harmony Hall for the venue. Cathy, an experienced grant writer, researched bands and had a connection to a bank that would underwrite that expense. Mike and Bill began calling on businesses in the community. John came up with “BE A BUDDY,” for the theme. Deborah suggested USO style snacks. We all began to think of Spam and donut holes. And we were off and running...

John and Larry were tasked with contacting local USO groups, Debbie took the lead



Cathy Cook dancing with her grandson



Color Guard: Larry Alvar & Bob Legg

on designing posters and hand bills (with suggestions from John), Carol started writing articles for Unit and Region 10 newsletters and mentioning the event in the *Blue Beret* (Airstream Club magazine) Region 10 articles. Michael Stevenson built a GoFundMe website for us and committee members began to donate and send Facebook notes to friends. Mike sent emails to all of the Washington Unit members that had emails. Handbills were delivered to all the residents in the Harbor. Posters went out into the community. A Silent Auction was suggested, and Cathy, Mike and Bill began to solicit donations for that. Cathy kept a spreadsheet listing all the contacts made in the community. It was more than a page long in tiny print. Stephanie Daly joined the planning group to help Cathy with the Silent Auction. Larry and Debbie decided to split the cost of renting Bistro tables. We began to think of a set-up scheme and decorating. Suggestions were made that the volunteers have identification buttons and that donors have some kind of reward. NWBB had dog tags for the latter. Cathy reached out to Congressman Denny Heck's office to see if he would come. We began to reach out to the media and retirement homes and Senior Centers. There were more details than we had dreamed were possible.

We had many conference calls with Ovie and Michael and a couple more visits by the NWBB team for their guidance and requests that they invite some of the veterans and their dogs to come to the event. They asked us to have a color guard, sing the National Anthem and begin with a prayer. Our minds were boggled. We asked our members for more volunteers to help in the kitchen and with serving snacks, to help with set-up and decorating and to help manage the Silent Auction and take in cash/checks at the event. We spoke at Service Clubs, Senior Centers and churches inviting folks to come and/or donate to a good cause. Everyone on the planning group made calls to Unit members who were not residents. We had asked people to RSVP in order to plan food, but a week out,

we only had about 99 folks - a few more if we counted the band and NWBB people. As we made our calls and talked to neighbors, we encountered, "Oh, were we supposed to RSVP?" OH, MY!!

The Day of the Event Finally Arrives . . .

June 1, Saturday, dawned cool and sunny . . . at least it was that way at 5 AM when most of the planning committee and many helpers arrived at Harmony Hall. We had discovered that we did not have the luxury of being able to set up or prepare food in the kitchen the night before, as

sometimes happens, because there was another group renting the Hall on Friday night. The event was to begin at 1 PM and go until 4 PM, so we knew that we would be scrambling to be ready. No one was standing idle.

Chairs and tables had to be moved, some set for the Silent Auction and chairs put on the stage for the 18-piece band. Tablecloths were put in place, signs were made, decorating began. Meanwhile, the kitchen was very busy with trays set out for serving, beverages were being made and set up. Oops! The ribbon for the Bistro tablecloths was too thin . . . when the Dollar Store opens, we need to run for wider



The Planning Committee: Front Cathy Cook, Bill Reed, Carol Ortiz; Back Larry Alvar, Deborah Haley, Debbie Decker, Stephanie Daley, John Brown, Mike Plympton (Chair)



Three combat veterans with their service dogs provided by Northwest Battle Buddies

continued from page 25



L: Ovie Muntean (COO of NWBB) and R: Shannon Walker (Founder & CEO of NWBB) giving a NWBB t-shirt to USO representative (center)

ribbon. The table for the USO representative is in place. Signs with balloons were placed at the Harbor entrance, a parking person had been designated. Oops! A change in how the tables are to be set. Oh, no! We don't have enough linen tablecloths. OK! It's a good thing that the Dollar Store is nearby and we can get plastic ones. Oh, no! The color guard hasn't had time to practice. Tape is on the stage

where the screen needs to come down for the NWBB presentation, so the band doesn't set up there. The projector table has been paced off for the correct distance. OK now, the NWBB team arrives and they need to set up their presentation with the projector. Ah! Everything is working! We're just about ready. The Silent Auction tables are just about done with items in place. Oh! No! Two more items showed up with no descriptions! Mad dash home to write up something and print it out on a bidding form. Oh! Then, there are mad dashes for lunches as everyone has been going since 5 AM or so and stomachs are growling!

It's Almost 1 PM...

And the band has arrived with chairs and stands all set up on the stage, with lighting just right and in their seats ready to play. The color guard (Bob Legg and Larry Alvar) looking great in their uniforms are at the back of the hall near the flags they will carry. The MC (Russ Decker) is taking his place with a microphone in his hand. A huge crowd has arrived and has already started looking at Silent Auction items, even meeting the artist of one beautiful painting (Elizabeth Kincaid, Deborah Haley's mom). The photographer (Mark Johnson) is ready, the trays of food are prepared, and the servers are poised

to begin. The Unit Chaplain (Gloyd Dearth) is close by to give the opening prayer. Red, white and blue balloons on the Bistro tables are waving in the air. The band begins a rousing, patriotic number, the MC greets everyone, a drum roll signals the color guard to begin, soon the crowd has risen to sing while the band is playing our National Anthem and we are off and running...

P.S. Our event raised over \$16,000 for Northwest Battle Buddies with donations still coming into the website where you may donate, if you wish:

<https://www.gofundme.com/wbac-campaign-for-northwest-battle-buddies?>

It has been a privilege to have the opportunity to partner with the Washington Airstream Club. Their professionalism and support have been unprecedented. Never has Northwest Battle Buddies had a third-party event be so successful. The money raised and contacts made brought tremendous value to our organization. We are very grateful to their Airstream community.

Respectfully,
Shannon Walker



Elaine Greenhagen serves USO type snacks; Silent Auction on the side



MC Russ Decker and the South Sound Orchestra

Photos courtesy of Mark Johnson, #3289; enhanced by Russ Decker, #3426



**DREAM • TRAVEL
EXPLORE • LIVE**

Awaken your venturesome spirit.
Come alive, be passionate and
LIVE RIVETED.

AIRSTREAM 



CRAINRV

EVERY JOURNEY BEGINS HERE!

THE LARGEST SELECTION & LOWEST PRICES IN ARKANSAS!

**EXIT 130, I-30 LITTLE ROCK | SALES • PARTS • SERVICE
(501) 568-0338 • CRAINRV.COM**



In Memoriam

The officers and members of Wally Byam Caravan Club International, Inc. express their sympathy to the families and friends of these departed members.

Borde, Les (025-CT).....#6358

Wadle, Wilda (106-TX)

Unit Past President



SERVING AIRSTREAM OWNERS SINCE 1968



419.638.6261

Steve, Kevin, and Billy Ruth
steve@pandtrailerservice.com
4702 US Hwy 6 | Helena, Ohio 43435

- Airstream polishing
- Airstream restoration
- ZipDee dealer
- Dometic dealer
- Collision & hail damage
- Water damage to floors
- Axle replacement
- Custom flooring
- Airstream rental (event promotions)

www.pandtrailerservice.com

**2020 Mid-Winter IBT
January 20-24
Oasis Las Vegas RV Resort**

**4711 W. Windmill Lane
Las Vegas, Nevada 89123
Website: OasisLasVegasRVResort.com
800.566.4707**



Join us in sunny Las Vegas, Nevada at the highly rated Oasis Las Vegas RV Resort with its beautiful pools, spa, fitness center and 18-hole putting course on site.

The colorful Las Vegas Strip and great entertainment are nearby as are several interesting museums including the Neon Museum, Carroll Shelby Museum and the National Atomic Testing Museum. You will find historical Hoover Dam just a short drive from the RV Resort. An optional evening, 'The Rat Pack is Back', will be available to our members.

Airport: McCarran International Airport (LAS) is seven miles from the Resort
Nearby hotels: Silverton Casino & Hotel, 3333 Blue Diamond Blvd, 866.722.4608
Hilton Garden Inn, 7830 South Las Vegas Blvd, 702.453.7830

Rally fee includes Welcome reception, dinner, continental breakfasts, entertainment, meetings and Airstream camaraderie

Camping (four nights) plus rally fee for two: \$360
Camping (four nights) plus rally fee for one: \$280
Camp one night on each end at the rally rate of \$50/night
Call Resort directly to book/pay for extra days
Rally fee, no camping per person: \$80

To register: <https://region12.airstreamclub.net>
Questions? Jim Polk, Region 12 President Email: JamesPolk@PolkValuations.com

**Book early, limited RV sites, hotels can book up
Registration due by November 1, 2019
No refunds provided after November 20, 2019
Thank you for your understanding**

HISTORICALLY SPEAKING

Joe Peplinski WBCCI #6768, WBCCI Historian
history@wbcci.org

The 1959-60 African Caravan Part 5: Ethiopia

We continue our 1959-60 African Caravan review following the caravanners thru Ethiopia.

Ethiopia

Nov. 11 – Dec. 13, 1959

On November 11 the caravan crossed the border from Kenya to Ethiopia at Moyale and picked up several guards that were provided by the Emperor to protect the caravan from roving bandits. None of the guards spoke English. They took turns riding in various caravanners' trucks, spread out in front, middle, and rear of the caravan.



Armed Guard Watching the Caravan

The caravan planned to make the 500-mile trek to Addis Ababa in about 5 days, traveling by mass convoy, with Wally's gold Airstream in the middle to deter the bandits from trying to determine if it was made of real gold.

Barely under way, Wagon Boss, Lou Mousley broke a pinion gear in his truck and told the caravan to go on without him while he waited for a repair part to be flown in. One guard was left with him. The road quickly became muddy and slick, with deep ruts and big rocks. The

caravanners moved the rocks and filled in the ruts by hand.



Rebuilding the Muddy Road

The "convoy" was spread out between 27 and 31 miles north of Moyale when they stopped for the night. The next day they used four-wheel drive and winches to negotiate the 2-mile climb into Mega, a town consisting of a few low buildings with dirt roofs. Wally sought out the sole European in town, the British Consul, to send a message ahead that the caravan might be a little late reaching Addis Ababa, but this could not be done as there were no phones nor working radio. The caravan continued on, stopping after dark on the side of the road.

The following morning, the Wagon Boss caught up with the caravan and the road became a mix of rocky washes separated by stretches of sand and dust. Each rig kicked up so much dust that they had to separate so they could breathe.

continued on page 30

Highlights of Caravan Life in Southern Ethiopia



Caravan Children Playing on Ant Hills



Doing Laundry at the Dawa River



Enjoying a Potluck Dinner



Visiting a Native Village

continued from page 29



Dusty Road in Southern Ethiopia

Several trucks and trailers experienced damage, but the major issue of the day was a broken frame on the Korean War era Dodge M37 army truck #2198 Lee Lincoln used to pull his Airstream. The mechanic, Art Ruiz, began pulling Lee's Airstream, while Lee drove ahead alone looking for a welding shop. By the end of the day the caravan reached the Dawa River where they camped for the night. The guards' rations were running low, so the caravan had to start paying them each \$2 a day so they could purchase food, often in the form of a goat or calf obtained from a local herdsman. Things were about to get worse.

The caravan ended up spending two nights at the Dawa River as one caravanner required an emergency operation. Luckily Dr. Andrew had all of the instruments, ether, and drugs needed to perform the operation. #608 Dr. Duncan Monroe and his wife Alberta scrubbed a trailer to get it ready to become the operating room. Another caravanner was sick enough to require medication and would benefit from a day of rest.

The next leg of the journey to Neghelli (now Negele) took two days over a very rough road with narrow, washed out dips that caused trailers to drag their rear bumpers. Trailer damage included broken springs, rear bumpers and plumbing fittings pulled off, and creases and gashes in their aluminum skins.



#2209 Adam & Helen Mackay Dragging Bumper

Several trucks broke gears in their rear ends and had to limp forward on front wheel drive while others towed their Airstreams. Eventually there were more trailers to be towed than trucks capable of towing them even with all three service trucks towing Airstreams. Four trailers were left on the side of the road with a guard while the caravan continued on. Eventually some of the less damaged trucks came back for them after delivering their own trailers to Neghelli.

The caravan spent two nights at Neghelli while the last stranded trailers were retrieved. They made repairs and refilled their gas tanks from 50-gallon drums that Wally had arranged to be waiting for them. Many caravanners washed clothes and took baths in the dirty municipal well water that was available. They found no welding equipment in Neghelli, so they presumed that Lee Lincoln had continued forward to the next town looking to get his truck repaired. An eight trailer "road building crew", led by #1166 Horace & Alice Dickey, ventured out after only one night to get a jump on repairing the upcoming roads.

By luck, Wally was able to hire a Norwegian Missionary named Erik with a big Mercedes diesel truck to accompany the caravan to Addis Ababa. This truck would prove invaluable pulling stuck rigs out of mudholes.

When the main caravan got moving again, they left Lee Lincoln's Airstream in the Police Compound and his deaf-mute son traveled with a different family. The repaired road was passable, but the caravan was still slowed by mechanical problems. As night fell, the caravan stopped on a hill when the scout truck, towing an Airstream, slid off the road and jackknifed. By 10 am the next morning, the jackknifed rig had been put back on the road and the main caravan caught up with the road building crew. Horace Dickey's unhitched trailer was stuck in a mudhole and Horace had gone ahead to Adola trying to get help. The big Mercedes made a path around the stranded trailer and the Dickey's trailer was winched out of the mudhole.



Winching the #1166 Dickey's Airstream out of the Mudhole by Hand

The main caravan continued on, leaving a guard and a couple of rigs to stay with Alice Dickey and the stranded trailer. As the caravan got strung out rebuilding the road and traversing mudholes for the next couple of days, progress was as little as 4 miles per day! The caravan passed Lee Lincoln and Horace Dickey going the opposite way as both were returning to pick up their trailers. By November 22 all rigs were in Adola (now Kibre Mengist), except for Lee Lincoln, who came in the following day.



Caravanners at the Emperor's Imperial Palace in Addis Ababa

When the caravan hit the road for Addis Ababa, the engine in Wally's truck failed on a steep climb. The photographer's truck began pulling Wally's gold Airstream, while Wally's truck was flat towed for 100 miles before a large truck was found to haul it the rest of the way to Addis Ababa on its flatbed.

Finally, the caravan trickled into Addis Ababa over two days on November 25 and 26 (Thanksgiving Day). Their planned 5-day drive to Addis Ababa had taken two weeks. The campsite in Addis Ababa was at the Emperor's Racecourse. American Ambassador Bliss and the Embassy Protocol Officer delivered the news that the Emperor would receive the caravanners at his Palace on December 7 and briefed the caravanners on how to conduct themselves in the presence of the Emperor. The caravanners were also invited to tea at the US Embassy. Stella Byam received a telegram that her

mother in Los Angeles was gravely ill and she flew home. Wally flew to Khartoum, Sudan to make arrangements for the next portion of the caravan.

Over the next few days, trucks and trailers were repaired and cleaned, and the Emperor's lions were walked through camp each day.



Wally with Lion Handler in Camp

On December 7, the caravanners had their reception with Haile Selassie, Emperor of Ethiopia, at his Palace. The following day the Emperor visited the campsite and toured several shining Airstreams.



#747 Darrell & Janis Diamond Greet Haile Selassie outside their Airstream

On December 9 the caravan left Addis Ababa, down one more rig as Lee Lincoln dropped out due to continuing truck problems. Guards again accompanied the caravan as it headed north toward Eritrea.

Two days out of Addis Ababa, at Dessie, four caravan families decided to leave the caravan. #747 Darrell and Janis Diamond, the #1954 Meissenburg family, the #2279 Sutcliffe family, and #2420 Herman and Harriett Schneider sped ahead to Massawa, Eritrea, a seaport on the Red Sea, to ship home or to Beirut, Lebanon. The caravan was now down to 30 out of the original 41 Airstreams.

The road from Addis Ababa to Asmara, Eritrea traveled thru the Great Rift Valley, a true natural wonder of the world. It was a mountainous road with many tunnels and steep grades but was otherwise much better than they were used to as it had been built by the Italians during World War II and it was still being maintained.



The Mountainous but Scenic Northern Ethiopia Road

Truck and trailer troubles were reduced, but one casualty was to Wally's gold trailer, which lost a wheel, though its prototype torsion axle was fine. Wally continued on, towing the trailer on three wheels. After four days and 570 miles, the caravan reached Quiha, their last stop before entering Eritrea.

To be continued next month.

African Caravan Advance Scout Dale Schwamborn Talks About Adventures in Ethiopia

Quagmire: Our introduction to Ethiopia was the remnants of severe rain that flooded many miles of the "highway" just after crossing the border. Every man, woman and child grabbed a bucket, filled it with dirt, and dumped the dirt in the mud. This was repeated again and again, by the bucket, by the pound, and by the ton.



Nick Charles & Dale Building Roads

It took hours to slip and slide each vehicle forward mile by mile. The ruts on some hills were six and seven feet deep. It was necessary to straddle the ruts to avoid getting stuck. Several rigs slipped into the ruts. The vehicles with winches were used to pull these rigs out of their misfortune. We parked on the side of the road at night. Tired? You bet! Looking forward to the next day? Not exactly!

When we reached Addis Ababa, word came that journalists had been writing about the "lost tourists". The caravan wasn't lost - we had merely disappeared in the deep ruts of Ethiopia.

•••

Where's the Beef?: Occasionally the guards obtained a herdsman's cow, dispatched it, and distributed it. You would receive a warm chunk of beast for your stew pot. You boil, boil and boil the meat for what seems forever. You add wine and garlic and pepper and vegetables in the hope of something chewable. Eventually you have dinner. Though fresh, it was tasteless and sinewy. Fresh kill is not gourmet.

•••

The Lion of Judah, the Descendent of the Queen of Sheba: The caravan celebrated Thanksgiving in Addis Ababa, a November to remember. We also celebrated our arrival in the land of the Queen of Sheba with an audience with the Emperor Haile Selassie at his Palace. There were live, chained lions on either side of the staircase leading to the entry way.



Dale & Pete Turner with a Palace Lion

In the formal reception hall, he greeted each and every one of us. He spoke to the adults through an interpreter, but the children he greeted in English. Each day we watched in awe when the palace guards walked the palace lions through our campsite at the Royal Racetrack. When the Emperor accepted our invitation to visit the Wally Byam Caravan, our hoses, ladders, soap, rags, mops, and brooms were put to vigorous use. Wow, did we sparkle. The Caravanners stood by their homes proudly. The royal entourage went from trailer to trailer greeting each owner, visiting the interiors of several trailers. The final stop for Haile Selassie was a long meeting with Wally Byam in his trailer. This was what dreams are made of.

•••



America's Most Experienced Airstream Dealer

Family Owned and Operated Since 1965

"Building Dreams is our Business"



Bill Thomas Camper Sales

101 Thomas RV Way

Wentzville Mo 63385

636-327-5900 1-800-367-5767

www.btcamper.com



AIRSTREAM
TECH HELP GROUP

techhelp@wbcci.org

The Airstream Tech Help Group has been established to provide assistance to the membership experiencing technical problems. We will respond directly to you in response to your email describing a problem. Examples of questions, modifications or upgrades that might be of interest to members will be published in the Blue Beret. We hope you will find this service of value in the care and feeding of your Airstream.

Caravanning Tech Tips - Part 5

Continued from September 2019

Water System

A common water system problem that I have run into a few times is the tank drain valve. Many trailers have the drain valve at the bottom of the tank in the center, so it sticks out, unprotected. Of course, this breaks off when driving over a high rock, log or other road projection resulting in no more water. I remember when a camper had four spares and he used all of them to save his fellow campers on an Alaska Caravan. We carved a plug from a branch to save another camper. Carry at least one spare if your valve is under the tank. You should also purchase a brass plug, with the correct threads, as a back-up solution. The plug will allow you to at least use the tank until you can get a replacement valve. A better solution is to move the drain valve to a better location that is protected. You should do this anyway to make it easier to drain your tank. I believe it is a good idea to drain all the water tanks and lines after every rally or caravan. This results in cleaner tanks that do not have to be dosed with Clorox so often. I had three drain valves in my motor home that required me to remove the bedding and unscrew several plywood panels (25 to 30 screws). I installed a new drain valve underneath the RV which could be easily reached from outside. I then permanently opened all the hidden valves so that the external valve was all that was needed to drain the lines. I also installed a drain valve in my water heater in place of the fixed drain plug. Now I open two valves, easily reached from the outside of the RV, to drain all the water. We are lazy creatures by nature so we should make it easy to do the important maintenance items.

Filtering your drinking and cooking water on a caravan is of major importance. Most of the rigs have filters on a special kitchen sink fixture. A lot of these use very expensive cartridges that do an excellent job. I

replaced mine with a simpler unit where the cartridge case remains, and you simply replace an internal filter. I get carbon filters which remove chlorine, odors etc. for about \$6 or \$7. These last over six months and are so inexpensive that you do not mind replacing them every year. I use these instead of my special kitchen sink faucet filter. I have also added an external RV sediment cartridge filter holder that hangs on my bumper. I use the sediment filter before the water enters my RV or the water tank. There is another filter screen between my water tank and the water pump, which is connected into the water pump. Do not forget to clean this filter at least once per year.

I mounted the external filters on a wooden board that also has a separate water faucet available for washing the RV or any other external water needs. I use quick release fittings for easy and fast hook-up. Part of my RV set-up is hooking up my external water supply system along with leveling and electric supply hook-up. I like to be completely hooked up, sitting in my lawn chair and sipping some refreshment as fast as possible after arriving at the campsite. You can easily add a second filter holder and have both sediment and charcoal filters on the water supply to your RV. Make sure you get the filter holders that use the inexpensive standard cartridges available at Lowe's or Home Depot.

Sewer System

The worst thing you can put in your black or grey water tanks is formaldehyde. This can cause solids to build up, require constant cleaning of the tank and result in your being banned from using some dump stations. You need an active bacteria-enzyme product that will decompose solids and paper to produce liquefied slurry that is easily dumped. One of the best products I have found is Eco-Save, which in the solid form, costs

about 50 cents per treatment. This product also lubricates the valve seals and cleans the tank sensors. You cannot use any other chemicals with this product since it will kill the bacteria. You must completely clean both of your tanks if you have been using formaldehyde before you can use this product. The first step is to clean both tanks to get rid of any chemicals or solids left over from the previous use. Put about two gallons of water into each tank, a ¼ cup of dishwashing fluid (Joy or Dawn) and a bunch of ice cubes (10# bag is good). Drive to your next rally (at least an hour or more) with this in the tanks and they will be well scrubbed. Thoroughly rinse the tanks with fresh water and you should be ready for your first bacteria treatment. Put a quart of water in the tanks and the recommended amount of bacteria-enzyme and you should be ready to go. Put a small amount of enzyme in the gray tank to eliminate the rotten egg odor you will get when you cannot dump this tank for several days. The only barrier to keeping odors out of your RV is water. Each sink and the shower have traps that hold water and prevent odors from the grey water tank from coming into the RV. The only thing keeping black water odors out of the RV is the water in the toilet. On a recent rally, a fellow camper asked me how they could get rid of the terrible odor that seemed to permeate the trailer during the night. When I went to check, I found that the water had leaked out of the toilet bowl. You must keep several inches of water in the bowl at all times, since this is your odor barrier. Of course, the toilet seal had a slow leak.

Remember to put antifreeze in the bowl when you winterize. Sometimes, as the seal ages, it will get hard over the winter and then leak. One trick I have found that usually works is to let the water out after you have winterized and put about a ¼ inch of vegetable oil in the bowl. Press the valve several times to work the oil over the seal and then put another ¼ inch of oil in the bowl and let it stand until you are ready to use the RV for your first trip. This has worked for me for the past 16 years. However, I still carry a new spare seal just in case the oil treatment does not work. I do not want to be on a trip with a bad toilet seal and an upset wife.

Every caravan I have been on has scheduled dumps when you leave the camping area. This is not always the best procedure. Sometimes you should dump after you have driven several hours so that your bacteria have had a chance to thoroughly decompose the contents of the black tank. Dump on your way into the new camp area and clean the tank before you use it again. If a hose is available, just stick it in the tank through the toilet valve and give it a good flush. If a hose is not available, after you dump, fill the toilet to the top and flush the tank. Do this twice. The proper procedure is to dump the black tank and then the grey tank. Your tanks should be about ¾ full for the best flush. You do not have to dump at every campsite. Let the tanks fill at least to the ½ level and plan your dumps based upon the caravan itinerary. Use your flush hose connection if you have one. OR – if a longer hose is available, just stick it in the tank through the toilet valve and give it a good flush. If a hose is not available, after you dump, fill the toilet to the top and flush the tank. Do this twice.

OR – if you have a bucket, fill the bucket with water and pour it into the toilet while holding the flush valve open. Do this twice. Always keep some grey water in the tank so you can rinse the dump hose.

On occasion, I have solved the mystery of RV odor when the toilet seal was OK, the tank was clean, and a good product was used in the tank. The air vent tube had slipped down and was below the tank water level or in one case had pulled out of the tank. This tube should be in the tank and above the water level so that it can exhaust the gases at the top of the RV. If everything else is OK, be sure to check the exhaust tube.

To summarize, the main spares for this system is a spare toilet seal, bacteria-enzyme product and of course hoses and fittings.

Many years ago, our local sanitation commission, had several dumpsites convenient to my residence. Over time, they closed all of these, leaving the only available dumpsite located several miles from me. My solution was to create my own dumpsite using a macerator pump. I set up a “T” connection into my home sewer system available through a basement window. This was about 40 feet from my motor home parking spot. The macerator attaches to my regular Valterra hose outlet and uses a flat 50 foot 1” hose to pump out the tanks. You can also attach a water hose to thoroughly rinse the tanks and hoses. Once hooked up it takes about 10 minutes to completely dump and clean all the parts. The hose, being flat, stores nicely with the pump kit. Now I have my own dump station. Since it is portable, I can handle virtually any sewer dump situation I might run into on a trip. At the 2006 International, I was parked near a dump station but could not easily hook up to it without buying 40 more feet of the 4” dump hose. I hooked up my portable Macerator Pump System and easily dumped when my tanks got ¾ full. The 1” flat hose and suitable fittings were purchased from a Tractor Supply Store. These stores have the best quality and largest variety of water fittings, hoses and valves for use on farms.

Hinges, Bearings, Steps

Every year I recommend cleaning all the external compartment hinges on the RV and then lubricating them. Use a small amount of WD-40 for the cleaner and then dry the hinge with paper towels. Use a small amount of silicon spray on all the metal surfaces that move. You should include the moving surfaces and joints on all your awnings. Check the manufacturer's recommendations on slide outs and follow them. Failure to do this can result in troubles on the road and major expenditures. Clean not only looks better but it also works better for a much longer time. These surfaces should be checked and cleaned every year as part of de-winterizing. Do not forget to clean the awning material (awning manual has all the instructions). Use a tube of graphite for all your locks. For the RV steps, you should have a spray can of grease. “Kwikkee” makes a good product

continued on page 36

hq HeadQuarters Notes

Lori Plummer, Corporate Manager

HeadQuarters has new email addresses:

Blue Beret..... blueberet@airstreamclub.org
 Caravan caravan@airstreamclub.org
 General info@airstreamclub.org
 Membership membership@airstreamclub.org
 Rally rally@airstreamclub.org



continued from page 35

for the steps. This is sprayed on every bearing and moving joint. This is particularly true for electric steps but do not neglect the mechanical steps. If there is a buildup of dirt and grease, clean the joint first with WD-40, wipe off any excess, let it dry and then apply the lubricant. "Corrosion Pro Lubrimatic" is a water-resistant spray grease that can be obtained at auto and marine supply stores that also works well. You should also have a spray can of "PB Blaster" which is used to free up rusted bolts or fittings. **This should be used before you try to loosen a rusted bolt.** Do not ruin the bolt or screw head first then try to dissolve the rust. Be patient; use the "Blaster" on a rusted fitting before you get a bigger wrench. If it still will not budge, you may need several applications before the fitting will loosen. See your auto and marine supply stores for this product.

Generators

A reasonable set of spares for your generator would consist of the following: Sparkplugs and points (for gas generators); oil, fuel and air filters; special oil if required. Since these are usually unique to your generator, even if you cannot do the repairs yourself, they will be available for any mechanic to use. Be sure you have the proper oil for the generator. All generators will stop running if the oil gets low which, of course, will

occur while your wife is preparing dinner. They are designed so that you will always be left with enough fuel to get the RV to the garage to fill up.

One common failure mode is a loss of AC input voltage from either the generator or the AC mains. This is usually due to the switchover relay that is used in all RVs that have generators. The relay has three poles (three wire input circuit) which automatically change from shore-power AC to generator AC. The relay is wired to be in the campground AC position and changes once the generator starts to put out AC voltage. In a 50-amp system, there are two relays with three poles each. Over time, the relay contacts arc and burn. A carbon build-up eventually prevents good electrical contact in the relay. The fix, after turning off the shore-power and the generator, is to clean all the relay contacts with a scotch brite pad (I don't like using steel wool because of the possibility of getting metal chips in the relay). Make them nice and shiny.

Be sure to check your manual for recommendations on running the generator during the winter months. More failures occur by just turning it off and leaving it for several months then actively using it. It should run the generator up to operating temperature on a regular basis and allow it to operate under load to keep the armature clean and remove moisture. Typically, the generator should be run at least 20 to 30 minutes, under high load, at least once per month.

Happy trails to you. See you, safely, down the road.

The End

The following letter was received by the International Board of Trustees:

To the International Board of Trustees, WBCCI

Ladies and Gentlemen:

While the enclosed petitions represent but a few of the total membership of WBCCI they assuredly are indicative of the concerns of the majority of members and all that were approached at this rally.

The members are requesting that action be taken to obtain permission for A&W Designs to embellish our shirts, hats, or other media with the 2020 International Rally logo. A&W has been informed that if they do so, they will be sued as it has been copyrighted by a member of this club. They have been an outstanding vendor for 26 years and may find it economically impractical to attend next year's rally under the current conditions and we would lose a valuable resource.

Furthermore, we request that action be taken to amend the by-laws to preclude the reoccurrence of this situation. One of the two following suggestions could be adopted; (1) have the club copyright each year's logo, or; (2) add a sentence, perhaps in the Conflict of Interest Section, stating that no member can copyright any item associated with club activities. Obviously, copyrighting each year's logo would incur additional expenses which no one wants, whereas the latter suggestion would not.

As a side note, our By-Laws state that flags and pennants must carry the name WBCCI. It would stand to reason that our International Rally logo should as well. Next year's logo does not. Perhaps it could not have been copyrighted if it did?

We thank you for your consideration.

Respectfully,


Ralph B. Forrester, WBCCI #279

Response of the Executive Committee:

Both the WBCCI and the International Rally Committee work hard at finding business partners that provide outstanding services or products for our members. WBCCI appreciates and enjoys the tradition of working with our business partners year after year. But as in life, all good things must come to an end.

Recently over the last several years, this has been the case with some of our vendors at the International Rallies. In 2016, we were planning for the 2017 International Rally in Escanaba when the rally committee was informed that this rally would probably be one of the last for a vendor. The vendor's business model was

changing, and they were considering selling their business. If the business did not sell, they would try to make it to the International Rally in Doswell, VA but would be skipping the International Rally in Salem, OR.

The committee started working on a succession plan to start and replace those business partners that can no longer serve our members. Some of the standards developed for new business partners include the following: serve all members, not just rally attendees; have an online presence; support the club regardless of who is in office; and most importantly, follow the Club's code of ethics.

A hard business decision was made to choose a different vendor for the 2020 rally. The International Rally Committee starts planning rallies three to four years in advance. When the committee is advised there is uncertainty in the future of a vendor, we still have to do right by our members and find another resource.

Mr. Forrester proposes and thoughtfully explained several rules changes. The Executive Committee will review these in light of the best services to all our Club's 16,000 members and will respond accordingly.



AIRSTREAM

OF SOUTH FLORIDA

A DIVISION OF NORTH TRAIL RV CENTER



FULL LINE AIRSTREAM
TRAVEL TRAILERS

(NEST)

Bambi

Caravel



Globetrotter

International

Flying Cloud

CLASSIC

SOUTH FLORIDA'S LARGEST RV DEALER

Largest Selection of Airstream Motorhomes

Huge Inventory | Great Pricing | Award Winning Service | Excellent Trade Allowances



FULL LINE LUXURY MOTORHOMES

INTERSTATE

ATLAS

Grand Tour Nineteen



Fort Myers
Florida

1-888-739-1156
www.airstreamofsouthflorida.com

I-75
Exit 141



63RD WALLY BYAM AIRSTREAM CLUB
★ INTERNATIONAL RALLY ★
★ June 20-27, 2020 ★ Loveland, CO ★

REGISTRATION

LOVELAND2020 logo, apparel & accessories are available
 EXCLUSIVELY on our [Club Lands' End Store](#)

RALLY FEES – \$265 for an RV On-Site with 20 amp electric, water and pump outs; \$130 for each Adult (18+); \$40 for each Youth 13-17; Free for Children (12 & Under).

ADA ACCESSIBLE PARKING – Special parking, if requested, is near the central rally area for members. We ask that you bring your government/state issue placard and supporting documentation with you to the Rally.

REGISTRATIONS – Through the courtesy of Airstream, Inc., all members registered prior to the start of the rally will be eligible to participate in a drawing for up to a total of \$2,000 in awards. The award may be redeemed at any Airstream Dealership or at the Jackson Center Service Facility for parts and service.

STAGING AREA – In an attempt to keep the flock moving, you will receive a rally arrival date towards the end of March 2020. If you can't make it by that date, the Rally Arrival Team will be ready to park you when you fly in from 8:00am to dusk. Arrivals after dusk may stay overnight in the Staging Area, with no hookups, until parking begins the next morning.

CANCELLATION POLICY – Refund requests emailed by April 25, 2020 will be assessed \$50.00 fee. Refund requests after April 26, 2020 will be assessed 50% fee. NO refunds after June 6, 2020. *If you might have to cancel after that day, please consider obtaining travel insurance.*

PAYPAL FUNDS

CHECKS PAYABLE TO: WBCCI "US Funds Only"

RALLY PARKING: Passes will be sent in Spring 2020

MAIL TO: WBCCI P.O. Box 612 Jackson Center OH 45334

REGISTER ON-LINE HERE

63rd WALLY BYAM AIRSTREAM CLUB ★ INTERNATIONAL RALLY

JUNE 20-27, 2020 ★ LOVELAND, CO

Last Name: _____ First Name: _____ Email: _____

Last Name: _____ First Name: _____ Email: _____

Address: _____ City: _____ State/Province: _____

Zip/Postal Code: _____ Phone (m): _____ Phone (h): _____

Rally Attendee(s)	Quantity Info	Quantity	Rate	Amount	Parking Options	Yes
RV On Site	Yes = 1 No = 0		\$265.00	\$	ADA Accessible	
Adult (18 & Over) (Each)	Enter number		\$130.00	\$	Vintage	
Youth (13 - 17) (Each)	Enter number		\$ 40.00	\$	Kiddo Village	
Child (12 & Under)	Enter number		\$ 0.00	\$ 0.00	Band Member	
Lifetime Member Discount	Limit 1		\$-20.00	\$	First Time Attendee	
					Emergency Medical Responder	
		GRAND TOTAL:		\$	WBAC BIG RED NUMBER	#

Registration Date: _____ Rec'd By: _____ Registration Source: Mail Online Rally

Payment Type: Cash Check Card PayPal Amt Paid: \$_____ Check #: _____



Coming to Colorado for 2020 International?

Want to camp in a National Park, State Park or National Forest during your visit?

If you do not want to be disappointed, start planning now!

Rhonda & Jim Cooper, #1967

Colorado has forty-one state parks, four national parks and eight national monuments. Forty-two percent of Colorado is public land. The closest national park and two very different state parks in Northern Colorado are featured. Another option to consider is the United States Forest Service. The websites are great, and most sites offer phone numbers.

Rocky Mountain National Park <https://www.nps.gov/romo>

You can reserve up to six months in advance for RV sites in **Rocky Mountain National Park**. Most sites at Aspenglen, Glacier Basin and Moraine Park, on the east side of the park, near Estes Park, are reserved well in advance. From June 1-September 30, you can stay seven nights total parkwide. The park is 415 square miles of spectacular mountain environments and wildlife. Trail Ridge Road is the highest paved road in the US which crosses the park from East to West – spectacular views. The park has over 350 miles of trails for hikers of every level. Distance from the Ranch: 42 miles, 1 hr. 20 minutes approximately

Colorado State Parks <https://cpw.state.co.us/placestogo/parks>

Boyd Lake State Park

All campsites are reservation only. Boyd Lake State Park has 148 RV paved pull-through sites. The park has something for everyone: fishing, camping, hiking, boating, swimming and biking. The 1700 surface-acres of water can accommodate all types of watercraft. Distance from Ranch: 4.6 miles, 15 minutes approximately

State Forest

All campsites are reservation only. State Forest State Park offers 71,000 acres of forest, jagged peaks, alpine lakes, wildlife and miles of trails. The park stretches along the west side of the Medicine Bow Mountains and into the north end of the Never Summer Range. This area is considered

the Moose viewing capital of Colorado, with over 600 moose observed year-round. The Moose Visitor Center is near Gould on Highway 14. Use the website to research the details about each campground and make sure it is accessible and will accommodate your trailer. Distance from Ranch: 95 miles; 2 hour, 20 minutes approximately

U.S. National Forests and Grasslands <https://www.fs.usda.gov/main/arp/home>

National forests and grasslands provide a natural arena for a wide variety of fun and exciting outdoor activities. Colorado had eleven national forests and two natural grasslands, totaling 14.5 million acres. The National Forest campgrounds west of Fort Collins are in the Canyon Lakes Ranger District part of the **Arapaho and Roosevelt National Forests**. Over twenty campgrounds are featured with details about elevation, reservation process, notes about area and a quick links to the specific site.

We recently camped at Chambers Lake Campground in the Arapaho and Roosevelt Forest about 60 miles west of Fort Collins through the Poudre Canyon. Surrounded by lodgepole pines, the campsite had easy access to Chambers Lake, so we kayaked, fished and hiked in the area. We took a late afternoon drive along Long Draw Reservoir and saw five moose. Chambers Lake Campground can be reserved, about half of the other campgrounds in the area are first-come, first-served. In upcoming articles, we will feature the Poudre Canyon and the Cache la Poudre River which is the only nationally designated “Wild and Scenic” River in Colorado, a truly a hidden treasure.

Habitat for Humanity Project at Loveland 2020 Rally

Lucius & Danielle Herrmann, #16771



WBAC members have a long history of participating in projects that improve the communities where we live as well as the communities we visit. Countless volunteer hours are contributed in a variety of ways such as collecting aluminum can tabs, providing hats and stuffed animals to shelters, and the International Peace Garden along the U.S. - Canada border. WBAC members who attended the 2016 International Rally in Lewisburg, WV know how amazing our club can be when we help those in need with our time and effort.

There will be a unique opportunity during the 2020 Loveland Rally to assist on a Habitat for Humanity construction site or volunteer at the Habitat ReStore. Construction site assignments will be available on Tuesday, Thursday, Friday and Saturday. ReStore assignments will be available Monday through Saturday.

More details will be provided in future issues of the *Blue Beret* and on the Loveland Rally webpage, so stay tuned to understand how you can be involved with building a decent, affordable home for a family in the Loveland area. Additional information about the Loveland Habitat affiliate can be found at www.lovelandhabitat.org



Doswell Community Service Report

Glenn Waters, #214, Chair for Community Service

I am always amazed at the generosity of the members of this club. We asked and you delivered. For years community service has always collected hats, stuffed animals, tabs, blankets and women's shelter items. With the new charity that we took on this year, we asked for other items and you all delivered. Other things we asked for were pillows, towels, sheets, kitchen, cleaning supplies, socks and gloves were collected. In all there were over 1500 items given by the Club. The men that came to get the items were amazed at what they saw. It filled a 16-passenger van.

When the tabs were turned in, it weighed in at 383 pounds. This money was given to the Ronald McDonald House. Keep saving those tabs, I would like to see 500 pounds next year.

I would also like to start a collection for a local food bank next year.

Again, thanks for ALL that you gave.



Helping families and individuals experiencing homelessness secure and maintain a **Home, Again.**

*Mr. Frerking,
Your investment in
our mission is greatly
appreciated! Thanks to
you & the Rally Wally Byam
Caravan Club!*

**BOARD OF DIRECTORS
2019-2020**

David W. Miller
President
XPRT, LLC

Maya Crumbaugh Glaser
Vice President
Capital One

Christie Hach
Secretary
Dotted Line Collaborations

John Lester
Treasurer
Atlantic Union Bank

Elaina H. Espigh
Immediate Past President
Capital One

Alan Bartlett
Admiral Security

Cornie P. Byers
Joyner Fine Properties

Magnus H. Johnson
Virginia Commonwealth University

Clayton M. Jones
Independent Consultant

Donald E. King
McGuireWoods

Matthew E. Percival
The Consulting Network, Inc

Lonnie "Chip" D. Nunley, III
Hanton Andrews Kurth

Bindhya "Bindy" Reaben Savedoff
Federal Reserve Bank of Richmond

Jeff Smyser
Bellevue Analytics

Shannon Ukrop
Capital One

September 10, 2019

International Rally Wally Byam Caravan Club
Attn: Mr. John Frerking
P. O. Box 612
Jackson Center, Ohio 45334

Dear Mr. Frerking and International Rally Wally Byam Caravan Club

Thanks to the generous members of International Rally Wally Byam Caravan Club for the recent gift in the sum of \$2,808.05 in support of HomeAgain's Annual Fund. Your generosity makes an immense difference in the lives of individuals, families, seniors and veterans experiencing homelessness.

By joining the fight to end homelessness, you're providing more than just shelter. Your gift means:

- A child residing at our Espigh Family Shelter receives educational tutoring
- Shelter beds have clean, new linens for each client
- Basic furniture is provided for families moving out of shelter and into housing

Every dollar donated has a huge impact on individuals and families in the midst of a housing crisis. Your compassionate contribution enables HomeAgain's programs and services to continue providing housing to our community's most vulnerable. **Because of International Rally Wally Byam Caravan Club, more families have a place to call home.**

Gratefully,

Lorae D. Ponder, M.Div., MSW
Executive Director

Stay connected with us on Facebook and Instagram at HomeAgainRichmond.

As a 501c3 charity, tax laws require us to notify you that this letter is the official acknowledgment of your total contribution of \$2,808.05 received via checks #1806, #2782, #5830 and #2306 on 9/6/2019.

HomeAgain, a 501 (c)(3) not for profit organization, has not provided any goods or services, in whole or in part, to you in consideration for this voluntary cash contribution. If you wish to claim the tax deductibility of this gift in the U.S., please retain this acknowledgment letter for your files. HomeAgain's EIN number is 54-1159513.

More and Shorter Caravans Needed

Jay Thompson, Caravan Chair

During the Doswell International Rally, a motion was passed to change the number of required stops from five to three for National and Regional caravans. This change will make it easier to have shorter 10-14 day caravans.

Our club needs more caravans and to accomplish that, we need more leaders. Leading shorter caravans can serve as a way for new leaders to get experience leading a caravan that requires less planning effort, less time, and less financial outlay.

We continuously have input that more short caravans are needed. Many members who are still working cannot participate in longer caravans, therefore are unable to enjoy many of our current national caravans. The recent member survey indicated that 76% of the respondents would like to go on a caravan within five years. Of those indicating they would not be going on a caravan in five years, some said that available caravans are too long or indicated they had work conflicts. Also, many

members would like to go on a shorter caravan first to learn about the caravan experience.

An example of a short caravan is the "Smidgen of the Blue Ridge" short caravan scheduled August 7-16, 2020. The caravan will begin in Bryson City, NC. While there we will raft the Nantahala Gorge. Then on to Asheville to hike to waterfalls and ride a zip line through the mountains. The final stop will be in Boone, NC where we will hike some more, bike the Virginia Creeper Trail and those who wish will ride horses on mountain trails. The total mileage of the caravan from start to finish is about 150 miles. The kitty fee for two is \$1000, for one \$700. Interested, contact the leaders Ray Combs raycombs100@gmail.com or Carol Combs carolcombs100@gmail.com

Another example of a short caravan could be:

Day 1. Leave work Friday afternoon at 4:00 PM; drive 150 miles to the start in St. Augustine, FL

Day 2. Saturday, trolley tour of area, walking restaurant tour in evening

Day 3. Sunday afternoon Segway tour, group dinner Columbia Restaurant

Day 4. Monday drive 200 miles to Tallahassee, FL, camp at Bradley's Country Store

Day 5. Tuesday tour capital and Space Center for simulated trip to the moon, dinner at Harry's

Day 6. Wednesday go to Wakulla Springs and take jungle cruise

Day 7. Thursday drive 200 miles to Pensacola

Day 8. Friday tour Naval Aviation Museum

Day 9. Saturday wander beaches and final dinner at McGuire's Irish Pub

Day 10. Sunday breakfast, then drive home

It would be great to develop caravans like this in every state and within 150-200 miles of most members. Think about what could be done in your state and contact your local club or Region officers or Jay Thompson, Caravan Committee Chairman at elnaandjay@mac.com

Caravanning?

Jay Thompson, Caravan Chair

Hmmm, that sounds like fun! How do I get on one of those caravans? You mean you have to wait two years to go? How come? Is it really that long a wait? Why don't they offer more caravans?

Good observations and better questions!! Caravanning is fun and certainly you get to see so much you wouldn't see other ways and wow, is it inexpensive! Have you checked the length and cost of similar commercial caravans? There is no good comparison to what is offered by the WBCCI caravan program.

Well, then, what's the problem? Why can't I just sign up and go now?

And why don't I get to go where I want?

The answer to all these questions is simple. LEADERS. This club has a wealth of folks who would be excellent at the job! If only they would step forward and say, "I'll do it!" Questions such as "Where can I learn how? Where would we go? Who would help me?" are all answerable.

The Caravan Committee made up with current leaders and past leaders stand ready to encourage and teach you. Training is currently available at International Rallies, some Region Rallies and on video. Caravan leaders will guide you. Don't want to lead a caravan alone? Consider assisting first or learn to co-lead with another couple.

We have several caravans on the shelf (no longer being run). They have been planned

out, with stops, contacts, events and places to visit. They can be revitalized by re-scouting and re-planning.

You may have ideas for ones you'd like to see run. These are the inactive caravans now:

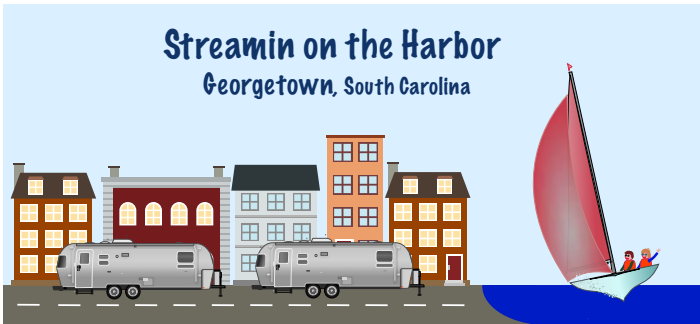
1. **The Wilder West** started near Sacramento, CA and ended in Las Vegas traveling to Lake Tahoe, Carson City, Yosemite, Death Valley, and other locations along the east side of the Sierra Mountains.
2. **The Lewis and Clark Trail** followed the path of Lewis and Clark from near St. Louis to Oregon.

continued on page 50

Streamin on the Harbor

**Georgetown, South Carolina
March 5 - 8, 2020**

Henry Knight



The SC Coastal Airstream Club has partnered with the Georgetown Business Association, Georgetown Chamber of Commerce and the City of Georgetown to host a Special Event Rally in Downtown Georgetown, SC. The event will start with everyone gathering for a social and dinner on Thursday. There will be a Grand Entrance/Cruise through the Historic District Friday morning to a staging area for parking. There will be three nights of dry camping on downtown streets.

There will be a Mayor's Welcome on Friday at Francis Marion Park. John's RV will have a new Airstream on display Friday afternoon and Saturday. The Airstreamers will have an "Open House" on Saturday. There are museums, bakeries, gift shops, retail stores and all type of restaurants. All within walking distance of our Airstreams. You can also take a stroll on the boardwalk along the Harbor.

The SC Coastal Airstream Club will also be supporting "Miss Ruby's Kids" by making a donation to help local kids. We want to invite everyone to come and see this hidden gem on the South Carolina Coast.

Pre-Registration is required. Registration will start September 2019. Contact Henry Knight (carolinasc100@homesc.com or 843-697-5350)

Silver on Mainstreet

**Havana, Florida (near Tallahassee)
March 26 - 29, 2020**

**Sponsored by the Big Bend Florida
Airstream Club**

Jay Thompson

What's Happening?

Downtown Havana will again be open for Airstream parking in 2020. We had such a good time at the first Havana Rally that we have decided to do it again. 70 rigs will park downtown and 30 at the city park. This is boondocking rally, so generators are permitted 7:30 AM-4:30 PM. You should not need air-conditioning or heat this time of year. Arrive with a full fresh water tank and empty grey and black tanks. There will be dumping locations set up Sunday morning. There is no rally fee and parking is free. We want you to patronize the local restaurants for your meals. Havana Mainstreet and the merchants are providing rally entertainment and music.

Video of 2019 rally <https://youtu.be/rDAIsKHxZzk>

Copy this to your browser for the online application
<https://form.jotform.com/92414913991160>



REGION 1

J. Rick Cipot, Contributing Editor
<http://region1.wbcci.net>

As the camping season winds down up here in New England, we certainly have much to be thankful for. Autumn in New England is like no other place. Bright sunny days followed by a crisp evening and frost in the morning. The hills are covered in colors of golden yellows and orange with a bit of red, green and brown thrown in giving you the feeling of looking through a kaleidoscope. Apple orchards and pumpkin fields filled with activity of young and old alike picking apples and getting ready for the holidays ahead.

There is something serene driving over country roads as the leaves begin to fall towing your Airstream. Driving along a river as fallen leaves get caught in the whirlwind you leave behind. Stopping in a country store along the way to pick up a few last minute items for your weekend on the road with its wooden door and creaking floor. Maine, Vermont, New Hampshire or even Massachusetts, Rhode Island or Connecticut, they all offer the same experience with the fall colors starting up North and working their way down.

As each of our WBAC clubs in Region One wind down for the coming winter, there is still activity abound. We have our Columbus Canadian Thanksgiving National Event to look forward to and of course the planning for next year's rallies is well under way. And don't be surprised if there are a few pop-up gatherings before winterizing. Remember, you have till November First to get your final 2020 schedule into Headquarters.

I want to take a moment to thank and congratulate all of the Region One Club Officers and Board Members installed this fall. The Wally Byam Airstream Club is something to be very proud of and an honor for me to say I am a part of this great big family. Sandi and I have made so many wonderful friendships over the past fifteen years all because we purchased an Airstream. This club has been for us, a way of life in so many ways and we look forward to another fifteen years ahead. Like so many others, Sara grew up as an Airstream kid and even hosted her very own rally when she was eleven. I am happy to say I still get photos from Sara of Airstreams she spots along the way and often she asks who big red numbers where those?

The continued growth of our club is not wholly based on the number of Airstreams sold, but by having a regional club that offers friendship, travel and adventure and the love of having a community where we share not only ownership of an Airstream but a life style of discovery and sharing. All of these positive notes come from having a strong club with each officer

position filled and a teamwork ethic of taking care of the business at hand while remembering why we joined in the first place. If it were not for this wonderful club of ours think of all the great times you would not have enjoyed. Wally, Stella and Helen may have started this journey for us but it is up to us to keep it going for the next generation and the one after that. Please consider stepping forward and becoming a bit more involved in your club to keep this adventure going. It takes all kinds of folks to make a happy community and I thank each and every one of you for making the past fifteen years such a wonderful one. As always, make new friends, assist when you can and keep the shiny side up.

REGION 2

Kathy Blake, Contributing Editor
region2.airstreamclub.net

October is a glorious month for camping in Region 2 – no bugs, fall colours erupting, early evenings that are great for campfires, and cool nights for sleeping. Most importantly, campgrounds actually have available sites! While Region 2's rally season is winding down, we still have lots of opportunities to enjoy our Airstreams in the company of like-minded people.

President Rich and First Lady Kathi Short are finishing up their rounds of installation and state rallies. By now, they'll have been to Ontario to help celebrate its 55th Anniversary Rally and enjoy the "Rags to Britches Soiree" held in Lombardy over the Labour Day weekend. They'll have lengthened their Canadian adventure to check out the site of next year's Region 2 Rally being held at Rideau Acres Campground close to beautiful and historic Kingston. Fortunately, in Lombardy, the Region 2 Rally planning team from the Ontario Canada Unit had a chance to meet with Rich and Kathi. Plans are progressing at a quick pace in preparation for what is sure to be an epic Rally. Rich urges everyone to mark May 21 – 25 on your calendars and get your passports in order for a smooth border crossing. As details of the Rally become known, they'll be posted to the [Region 2 website](#). Stay tuned.

Travelling 350 miles south from Kingston to Centre Hall, PA, Kathi and Rich took in the Pennsylvania State Rally. In mid-October, they'll support their home unit, Watchung, NJ, by co-hosting their rally and the following weekend will wind up Region 2's rally season in Centreville, MD, for Delmarva's installation rally. Wow! That's a full fall agenda! I expect that by the time Rich and Kathi get home, their tow vehicle will need an oil change at the very least! And they'll definitely need a little down time.

There are still some leadership positions that are vacant and need to be filled. As of August 14, while I write this, Region 2 is still seeking a Vice-President and some units also have “holes to fill”. Our Club can’t run without volunteers and a Unit can’t continue to exist without a leadership team. Please consider stepping into a vacancy.

President Rich reminds us that there are still plenty of camping days left in the season, so hitch up your rig and hit the road. Fun, friendship and adventure await you.

REGION 3

Joan Anderson, Contributing Editor
region3.airstreamclub.net

**Make new friends, keep the old,
One is silver and the other is gold.**

Buying an Airstream is generally a big step for the buyer. Then there is the option of joining a group of other Airstream owners. This option might be offered at the dealership or by an Airstreamer offering information of personal experience or with a membership package.

How long ago were you a “new” member? Did you join a unit shortly after becoming a member or did you decide to be a “MAL” – Member At Large? Did you later decide to join a unit and for what reason – rallies, caravans, meals, seminars, friendships?

These questions are some of those that a new member thinking about joining Wally Byam Airstream Club has to think about. Is there something “old” members can do to make “new” members more comfortable about joining WBAC and a unit?

Region 3 members have been good recruiters for WBAC, their region and their units! They tell non-members and new members about the experiences at rallies and caravanning. They relate funny stories, great campgrounds, educational caravans, themed rallies and dreams of places to go. They welcome non and new members to join them at their camper and at a rally.

In the end, it is the mindset of Region 3 Airstreamers that comes across loud and clear to a prospective or new member –

We are here for fun, fellowship and adventure!

REGION 4

Cindy Conant, Contributing Editor
region4.airstreamclub.net

Attend any of the Region 4 October Rallies for a chance to enjoy beautiful fall colors.

October 4-6, 2019 Pumpkin Fest Rally, Clearwater Campground, Ortonville, MI 48462, Contact Richard & Cheryl Sands, cherylsands@comcast.net or 248-328-0536

October 10-13, 2019 Akron Autumn Rally, Pier-Lon Park Campground, Medina, OH 44256, Contact Linda Stallard, stallardtax@aol.com or 330-441-1676

October 17-20, 2019 Morgan’s Riverside Campground, Morrow, OH 45152, Contact Alan McDowell, alanjmcd@gmail.com or 513-943-2026

October 17-21, 2019 Michigan Airstream Club “Fall into Carson City”, Carson City Christian Center, Carson City, MI, Contact Jim and Cindy Conant, cindyconant37@gmail.com or 517-936-9527

October 30 - November 3, 2019 Winterizing Rally, Noble Farm, Newbury, OH 44065, Contact Dale Ferguson, dalefrgsn@yahoo.com or 440-477-9351

Mark these dates for next year:

May 13-17, 2020, Region 4 Rally, in Adrian, MI

June 3-6, 2020, Just prior to the caravan to Loveland, CO, Region 4 President Karen Fisher will be hosting a rally in Coldwater, MI. It will be open to everyone, whether you go on the caravan to Loveland or not

June 7-17, 2020, Region 4 caravan from Coldwater, MI to Loveland, CO, Contact Will and Pat Franger, williamfranger@aol.com or 559-641-8604

May 2021, Region 4 Rally, near Glen Jean, WVA at the Summit Bechtel National Boy Scout Reserve.

REGION 5

Bob Whitesell, Contributing Editor
region5.airstreamclub.net

Hello to all members of Region 5 and hope your summer is going well and you are taking advantage of this great camping weather. Sandy and I have enjoyed a number of long weekends and we are looking forward to a beautiful fall season here in Chicago. Just got back from a Unit rally

held at Rock Cut State Park near Rockford, IL. We had 12 rigs show up. Six couples are relatively new to the club and it was a pleasure to spend time with our new members. We had a great time and took advantage of the many local attractions that Rockford has to offer. Please make every attempt to warmly welcome the new members in your unit as they will contribute to the future of our club.

By the time you read this, our 2019 Region 5 Rally held in Amboy, IL at the Lee County Fairgrounds will be history. I sincerely thank all Region 5 members that attended and helped make this a successful event. Without volunteers, this could not happen. This completes my responsibility to manage the Region 5 Rallies. Let's all get on board and support Christopher Seplak, our Region 5 1st VP as he plans the next two rallies.

Keep safe and hope to see you all.

Thanks.

REGION 6

Mark Magie, Contributing Editor
region6.airstreamclub.net

Greetings from Region 6. It is hard to believe we are heading into the holidays in the next couple of months while camping and caravanning and holding officer elections.

We've held two special events rallies in Region 6 already in October - The Athens Old Time Fiddlers Special Event Rally, October 1-6, hosted by the Alabama Airstream Club which included the 53rd annual Tennessee Valley Old Time Fiddlers Convention in Athens, AL, and the International Storytelling Festival Rally, October 4-6, in Jonesborough, TN.

The Region 6 Rally is October 10-14 at the North Alabama State Fair, 65 Sportsplex Dr., in Muscle Shoals, AL. Muscle Shoals has a rich music history from the 1960s to today and music lovers will love this one. The theme is "Where Music is Made!" and the rally includes tours of record studios where Aretha Franklin, Bob Dylan, Paul Simon, The Rolling Stones, Percy Sledge, Cher, Lynyrd Skynyrd, to name just a few, have recorded hit songs.

Arkansas Razorback Airstream Club will be holding its Arkaluma rally October 24-27 at Mulberry Mountain near Ozark, AR. It is the fourth annual "Burning Mouse" with Airstreams parked in the magical wagon wheel arrangement. On November 7-10, the club will return to America's first national river – the Buffalo River, for their sixth annual rally to take in wildlife, changing colors of leaves, hiking and Dutch oven cooking.

Members of the Louisiana Airstream Club will be looking for Santa Claus at their Christmas Rally set for December 5-9 at Payne's RV Park in Theodore, AL.

The Music City Airstream Club will have its Fun the Fall Rally, November 7-10 at Henry Horton State Park in Chapel Hill, TN.

Many of the clubs in Region 6 will be holding Christmas luncheons in the coming months.

REGION 7

Don Thomson, Contributing Editor
<http://region7.wbcci.net>

Good morning Region 7 Airstreamers and all. The 2019 International is now in the books. Region 7 has had all the installations. The units have again made wise choices for next year's slate of officers. It is now up to the unit members to make sure that the officers they elected are supported in every way possible. That means volunteer. Our club runs on volunteers. On a recent bus delivery trip that I made, I came on a rig that had a tire on their trailer blow out (rapid loss of air). It put them in a shallow ditch, but did not tip over or hit any fixed object. The location was really good for this incident. I usually cannot make a trip to the east or west coast without seeing at least one fatal accident. The potholes in the roads are really tearing tires up. The tires on this rig were over nine years old. They not only had to replace the really old tires, but I bet it would cost them a nice sum to repair the damage that the tire did. The new half million to one-million-dollar tour coaches that I deliver are usually set at least 72 mph. RV's go by me like I was going the wrong direction. No RV tires are designed for this speed. Do your RV maintenance and tire maintenance today. And always be safe on the road.

REGION 8

Mike Sisk, Contributing Editor
region8.airstreamclub.net

Most of our Installation Rallies are completed and new Unit/Club Presidents are in place. A big thank you to these members that stepped up to volunteer for this leadership position. The Region Members look forward to many new and exciting rallies in the coming year.

I want to thank the outgoing Presidents for the hard work they did. The Presidents' jobs were made a bit easier by other volunteers. I thank those who filled the role of officer, of hosts for a rally or luncheon, of newsletter

editors, of webmasters and the directory editors. Those jobs are all very important to each Unit/Club. Two of our Units had name changes this past year.

Our final installation rally is a Dual Rally in Carroll, IA. We looked forward to a colorful fall setting and cooler weather. Upon our return, we will join the ranks of members that have or are winterizing their rigs. A few years ago, we gambled on a later freeze and lost. Although the damage was minimal, a valuable lesson was learned.

Always take the road less traveled and you may be pleasantly surprised at what you find.

REGION 9

Joanne Miller, Contributing Editor
region9.airstreamclub.net

Howdy! The autumn leaves have fallen, the crops have been harvested and the Friday Night Lights are fully operational. We can finally feel the first chill of autumn in the air. We sense a restlessness and a yearning to be out on the road having fun now that the heat of summer has finally passed. How can we resist the open road now that the cooler weather has arrived? Plan that road trip, pack the Airstream, load up the spouse and pets, and hit the road! Fall is the time of year when the Airstreamers in Region 9 really want to have fun.

Fall is still a bustling time of year for those of us in Region 9. In addition to club-related activities and responsibilities, i.e., unit/club installations and rallies, new officers settling into their leadership positions, renewing memberships and paying dues; there are still many fun activities from which to choose happening in the Region. Check the schedule to see what the various units/clubs are doing this month. Most of the Region 9 members are able to travel with their Airstreams all year long. There is so much to see and do, and we don't want to miss any of it. Choose what interests you - hike the mountains, spend an evening at the theater or meander along a beer or wine trail. Region 9 has all this and then some. The list of fall celebrations in Texas and Oklahoma is lengthy. Check it out and start making your plans.

Keep in mind, the best road trips allow time for detours or stops along the way. While it may be tempting to choose the most direct or fastest route, it's often the detours or stopovers that make a trip memorable. What do you remember most about your past adventures? It is probably the extra days you spent in an area you discovered had a lot to see while you were traveling to another destination. Or it may have been a visit to a childhood

friend or a relative you discovered who lived in a town you were passing through, so you decided to stop for a visit. Take the time to stop and smell the roses. You'll be glad you did.

Save the Date! The 2020 Region 9 Rally will be held on April 14-19, 2020, in Mineola, Texas. The theme is *The Roaring 20's!* Plan to come have fun with us at the next Region 9 Rally.

At the International Rally in Doswell, Virginia, Region 9 was awarded the 2019 Region Membership Award for the Region with the largest increase in membership (15%)! A big Region 9 thank you to Rae Gilbert, our Region 9 Membership Chair for 2019 who recently resigned from this position when she moved out of state. Rae spearheaded the efforts to increase the membership of our region. We also applaud all our Unit/Club Membership Chairs! It looks like all the emails, phone calls, and other personal contacts were well-worth the time and effort.

This month the spotlight shines on the Texas Highland Lakes Airstream Club. The Highland Lakes of central Texas consist of Lake Buchanan, Inks Lake, Lake LBJ, Lake Marble Falls, Lake Travis, Lake Austin and Lady Bird Lake. Many club members are from Austin and the surrounding areas, but some are from Houston, San Antonio, Dallas, and areas in between. Monthly weekend rallies are held from September through May and usually begin on Thursday afternoon and end Sunday morning. The Club sponsors one or more caravans every year. Get to know more about the Club by attending a scheduled luncheon or check out its website.

Region 9 Trivia: The answer to last month's question is: The first Region 9 Website became active in 2001 during the presidency of Sue Collins. Did you have the correct answer? This month's question is: When was the first Region 9 Guidelines document approved? Answer will be revealed next month. Until then, continue to enjoy your fall travels and be safe!

REGION 10

Darlene Caldwell, Contributing Editor
region10.airstreamclub.net

In a large geographical area like Region 10, the weather is as diverse as our membership.

Many of our Units are enjoying the final rallies of the season, and some can continue for another month. All, however, are planning exciting new rallies and caravans for 2020.

Several Units in Region 10 have held successful "New Owner" rallies to introduce new owners who are not WBAC members to the experience

of “rallying” and showing them the important details to make their Airstreaming experience more rewarding. Those rallies have been much appreciated by the attendees and Units have gained new members from the experience.

As you read this article, the national event rally, the Pendleton Round-Up Rally, has completed another successful year. We are currently at the Sun Valley Jazz & Music Festival Rally, a special event Rally in Region 10.

Whether you are “winterizing” your rig or preparing to spend the winter in a warmer and snow-free climate, look for lunches, breakfasts and gatherings to maintain contact with our Airstream friends. Maybe even join another Region for one of their rallies! In either event, enjoy your time planning next year’s adventures. There are Region and Unit caravans and rallies to fill your travel plans for next season. Join as many events as you can.

As you begin planning 2020 rally events, mark your calendar for July 21-26, 2020 for the Region 10 Rally in Lynden, WA, hosted by the Washington Unit and our new Region 10 President, Sharon Cairns.

Watch for details on the Region 10 website and Facebook and the Units’ sites.

REGION 11

Robert Doster, Contributing Editor
region11.airstreamclub.net

The Colorado Airstream Club will be having their annual meeting at the Peel House in Colorado Springs on October 12 at 12:00 noon.

The New Mexico Unit is returning to work on the Marshall Hall property in Estancia for another Punkin Chunkin event. They will also be installing their 2020 officers. Estancia is located near Cloudcroft in the Sacramento Mountains and is a dry camping event.

The Arizona Unit is having their Camp Verde Rally on October 17-20. The Rally is held at the Distant Drum RV Park. Rally activities include a Vintage train ride from Historic Clarkdale to almost ghost town of Perkinsville as well visiting numerous points of interest in the Verde Valley.

REGION 12

Robert Stansbury, Contributing Editor
region12.airstreamclub.net

Hello Golden State and Silver State Airstreamers. President Cecelia and I have just left the International Rally in Doswell, VA and are on our way home to Carson City with our grandson. I am writing this article as I sit in the service center at Jackson Center, OH. Airstreams in 2006 and 2007 came with disc brakes. They turned out to be defective, so the factory went back to the reliable drum brakes. On our way out east, the brake pump decided it needed to turn on the brakes whether I stepped on the pedal or not. After I disconnected the pig tail, I had rotors, pads and a brake pump that were destroyed. Thanks to the tow/haul and jake brake options on my truck, we were able to get to the factory for repairs.

Speaking of the International Rally, it is time to start planning for the next one, which will be fairly close to R12. Loveland, CO will be the site for 2020 and it would be great to see many caravans heading east from R12 next June.

Congratulations are in order for Mona Heath, Eric McHenry, LaVerne McHenry and Cecelia Stansbury. Mona is the new WBCCI President from Oregon and our own Eric is the new WBCCI 3rd Vice President. Cecelia and LaVerne are the new President and First VP of Region 12.

Over 50 rigs are signed up for the Region Rally in Bakersfield, as I write this article on the last day of July.

I was at the WBCCI office this morning and the ladies that work there wanted me to let you know how to contact them. Our new computer system is in the process of being brought into the 21st century. These are the new domain names for emails:

Officer Reporting - info@airstreamclub.org
International Rally - rally@airstreamclub.org
Caravan - caravan@airstreamclub.org
Blue Beret - blueberet@airstreamclub.org
Membership – membership@airstreamclub.org

See you down the road!

EUROPE

Ian Jamieson, Contributing Editor
<http://europe.wbcci.net>

An American View by Joe Harris #16000 (Affiliate from Florida)

So, the highlights of our 2019 summer season were three rallies that could become repeat events and an organized caravan through southern Norway.

A rally at surprising Mulhouse, France was attended by Airstreams from England, France, Germany, Switzerland and the USA. Welcomed personally by the Mayor of Mulhouse, we had a special tour of the "Hotel du Ville" (City Hall), part of which is now the "Musée de l'Impression sur Étoffes" or Wallpaper Museum. Whoever thought you'd enjoy a wallpaper museum? Well, Mulhouse is famous for its incredible hand-printed wallpapers which were all the rage in the late 19th Century. In fact, one special print, chosen by the late Jacqueline Kennedy, is in the USA's White House. Meanwhile, Swiss members towed their vintage Airstreams with their vintage American automobiles and were given the opportunity to exhibit their restored cars at Mulhouse's "Cité de l'Automobile," which, at over 500 automobiles built from 1878 onward, claims the title of the largest automobile collection in the world. Topping that, members spent an afternoon at the fascinating "Cité du Train," one of the 10 largest railway museums in the world. There were also, of course, visits to the old "centre ville" of Mulhouse. Kudos to Nigel and Emma Preston for arranging this rally. The town of Mulhouse has already invited us back for 2020.

The end of July rally at Ettie's Field Campground, in Atherstone, England has become something of an annual event. This year was again a

sell-out out, with every pitch being occupied by an Airstream. And again, WBCCI Europe members Linds and Dom Such, who own and operate this campsite, outdid themselves with a unique three-day weekend.

We spent five days camping to attend the 16th bi-annual "Mondial Air Balloons 2019" at a first-time rally in Jaulny, Northern France. This event is the European equivalent to the annual event in Albuquerque, New Mexico. It claims to be "the world's biggest international hot-air balloon" gathering with 10 days of daily mass ascensions in both the morning and the evening. We (Joe and Ronnie Harris from Florida, USA) have twice attended the annual WBCCI rally in Albuquerque, found that this balloon festival was uniquely different from Albuquerque, but without a doubt just as exciting and not to be missed!

Finally, the WBCCI Europe Caravan, led by Europe President Arne Myhre and his wife Bernadetta, drew Airstreamers from England, Germany, Italy, Sweden, Norway, Canada and the USA! For 16 days, 12 Airstreams visited some of the best of Southern Norway. The Norwegian tour stopped in Magnor, Oslo, Kirstanstad, Stavanger and Bergen, often-times attracting attention from the news media as well as curious European campers who are not accustomed to seeing an Airstream. The campgrounds, the scenery, the fjords, the food and especially the camaraderie made this Europe caravan something very special. Members from different countries, speaking different languages, shared in the discovery of the Norwegian countryside, towns and customs while developing special friendships. Already there's talk of a repeat in the coming years and perhaps this will encourage more caravans in Europe, as they are a great way to get to know other unit members and discover different lands.

And, for us, that was the best of June-July-August 2019

Caravanning?

continued from page 43

3. **The Yellowhead** caravan started near Calgary, rode the Alaska Ferry to Juneau and ended near Banff.
4. **Fly-Drive Alaska** started with a flight to Anchorage, toured for two weeks and returned to Anchorage.
5. **American Heritage** started at Sugarcreek, OH, toured WV, VA, NC and ended at the Storytelling Rally in Jonesborough, TN.
6. **Landmarks West** toured several national parks including Yellowstone, Glacier, Olympia, Crater Lake and toured parts of Montana, Idaho, Wyoming, Oregon, and Washington.

7. **Florida Fantasy** starts up on the panhandle, then travels back and forth across the state ending in the Keys.

The Driver's Manuals are available for these and may be used as a guide to start planning the caravan. If you have an interest in leading, co-leading or assisting any of these caravans, give me a call (850-212-4719) or email (elnaandjay@mac.com) and we can discuss it.

If you truly are interested or think you might like to - take the training and join the caravan leaders.

We need to provide more folks with the opportunity to have adventures with their Airstream!

From the Vice President of Sales



Lenny Razo

Greetings from your extended family here in Jackson Center, OH. The fall season is upon us and weather has been great here in Ohio. Although the weather has been cooling down, we have remained very busy here at Airstream. Airstream has been involved in a few shows this fall and preparing for the winter show season.

As many of you know, our parent company, THOR, purchased EHG this past February. In late August, members of the Airstream management team traveled to Germany to visit our new partner, the Erwin Hymer Group. This was a great opportunity for us to visit with their management teams and see how they produce products in Germany. The production facilities were impressive, and we had some great conversations with their team. We ended the trip with a visit to the largest RV show in the world, located in Dusseldorf, Germany. This show spans across 12 buildings with over 268,000 people attending from all over the world. I definitely achieved my steps for the day with 6+ miles of walking.

The month of September was very busy for Airstream as we attended the Hershey RV Show in Hershey, PA which is one of the largest RV retail shows in the US. This year we displayed the all new 30RB Globetrotter for its first public viewing and the feedback was fantastic. The all new Globetrotter 30 floor plan features the same crisp, modern lines and sophisticated accents found throughout the rest of the Globetrotter lineup. This 30RB Globetrotter offers a spacious, continuous lounge seating area that pulls out into an oversized sleeping area. The floor plan offers a large 10 cu. ft. refrigerator, Tuft & Needle mattress, luxurious and comfortable woven vinyl flooring and more windows (22) than ever before. The moment you walk in the 30RB you will feel the great outdoors. This floorplan will be offered in two configurations, queen or twin and 4 décor choices. The 30RB Globetrotters are now shipping out to dealers so make sure to contact your local dealer to see one in person.

The month of October we will also be showcasing Airstream product in Fontana, CA. This is the largest RV Show in the West Coast with an all-new location this year. We are excited to showcase our 2020 Airstream lineup with a large display, so if you are in the area October 4-13, please stop by and see us.

Airstream will also be busy in October hosting several dealer training events for both sales and service. The Airstream University events will be well attended, and we will train on new product, production processes, technical and diagnostic training as well as delivery process.

I have been amazed of how quickly the new production facility is being built. The asphalt for the parking areas has begun being paved. The exterior is really taken shape with the landscaping and sidewalks being put into place as well. Airstream is really excited to make this historic move into the new facility. The plans are in place to begin moving equipment in November and December, with full production being planned just after the first of the year. The main offices and the Heritage center are planned to open in early spring. We look forward to seeing many of you visit and tour this new facility.

On behalf of 953 hard working families in Jackson Center, OH, thank you for your business and passion for our products. It means the world to each of us here at Airstream!



Rick March, General Manager
Customer Relations Group

Well it is that time of year. I have included a winterization article each fall for the last 3 years or so. With many new owners out there (Thank You for your purchase!), I want to make sure they understand the procedures. Each year in September our production plant starts to winterize the new products leaving the factory and this reminds me that colder weather is coming soon. For those of you that live in the northern regions, you will have to be thinking of winterizing your trailers or motorhomes as well. I will also include some tips for storage. For those of you with newer Classic models, you can follow the same instructions below even though you have an Alde water heater versus the standard Atwood model in the other product lines. Your drain valve and bypass lines for the Alde are located under the dinette booth housing the Alde furnace/water heater.

1. Drain and flush your fresh water tank.
2. Drain and flush your grey water tank.
3. Drain and flush your black water tank.
4. Drain and flush hot water heater. Reinstall drain plug.
5. If you have low point drain lines under your coach:
 - Open the hot and cold faucets in your coach.
 - Uncap the low point drain lines under the coach – let water drain completely.
 - Recap the drain lines.
 - Close the hot and cold faucets.
 - Remove any water filter cartridge if applicable.
6. Blowing out water the lines with air pressure:
 - Screw on compressed air adaptor into the city water connection.
 - Apply compressed air, keeping pressure to less than 60 psi.
 - Open each faucet one at a time to force water out of lines.
 - Depress toilet valve. Depress toilet hand spray if applicable.
 - Depending on your unit, you may have an ice maker, washing machine, etc. The lines to these appliances will also need to be drained and blown out. (Consult Owners Manual)
 - If you have an exterior shower, be sure to blow compressed air through this.
 - If you have a black tank flush be sure to blow compressed air in this fitting.
 - Purge the water pump by turning it on and allowing air pressure to clear any water that may be trapped in the pump itself.
 - Remove the compressed air adaptor from the city water connection.
 - Add one cup of antifreeze to all sink drains. Also add a cup of antifreeze to the toilet.
7. Winterizing using antifreeze:
 - Use RV Non-Toxic Antifreeze Only. You will need approximately 2 gallons.
 - Make sure the water pump is off and faucets are closed.

Note: The above items need to be completed before winterizing with compressed air or antifreeze.

- Close the water heater bypass valve if applicable. (Note: if you do not have a water heater bypass valve installed you may want to consider having this done. It will keep you from pumping antifreeze into the water heater and will save you 6 gallons of antifreeze which is what it takes to fill the water heater before it is dispersed out to faucets, etc.)
- Purchase an antifreeze T kit to install on the inlet side of the water pump connection. This will allow you to pump the antifreeze from the jug into the water system.
- Switch on the water pump. It will start to pump the antifreeze through the water lines.
- Open each hot and cold faucet lines one at a time until you see the noticeable red color of the antifreeze flowing from each valve.
- Open the toilet valve and the shower valve until antifreeze flows through.
- Add one cup of antifreeze to all sink drains. Also add a cup of antifreeze to the toilet.
- Shut off the antifreeze T valve installed near the water pump.
- Apply dielectric grease to the 7 way cord connections to prevent corrosion while in storage.
- Remove any water filters before winterizing and install a filter plug or by-pass line. You will not be able to remove all of the water from the filter when using air to winterize and you do not want the filter full of RV antifreeze if you are using that method to fill and protect your water lines.
- If your water heater is gas and electric, make sure the electric heating element is turned off. This will protect the element if the unit is plugged in while being stored or before water is put back into the system next spring.
- Leave the fridge and freezer doors open. To help dry out the refrigerator and freezer compartments prior to storage, crumple up newspaper and put in the freezer and lower refrigerator compartment for 24 to 48 hours to absorb moisture and then remove the papers.

Open boxes of baking soda may be placed into the compartments to help eliminate odors during storage.

8. You are finished!!

I am attaching a picture of the Pump Converter Winterizing Kit (T- Kit) to winterize the lines with antifreeze and a picture of the blow out plug needed for winterizing with compressed air.



Airstream Part Number 100363W



Airstream Part Number 90214W

(Now standard equipment in 2020 models except Touring Coach)

Winter Storage Reminders

- Shut off the propane at the tank/tanks.
- Make sure that your tires are properly inflated, clean and covered to protect from UV rays. Sun and air pollutants can also cause deterioration of the rubber compound, causing dry-rot in your tires.

- Leave cabinet and closet doors open when storing for better circulation and humidity control.
- Remove all food items, paper and cardboard from closets and cabinets. We don't want to encourage winter guests (rodents)!
- Wash your Airstream before storing, especially the roof. Washing the roof will let you inspect for any water leaks, loose or cracked sealants, or any damage to AC covers or vents. If you see anything damaged or looks questionable, get it corrected before putting the unit in storage.
- Lubricate all joints, pivot points, gears on your steps and stabilizer jacks.

Battery Storage for Winter

- Should I remove my batteries from my Airstream for the winter?
- Batteries will last longer if kept charged, and having the battery stored in a garage or workshop makes monitoring and charging the battery/batteries easier. Removing the battery also gives you the opportunity to have your battery tested (load tested at a battery supplier) and inspected for any damage to the battery case (leaking fluid or bulging sides).

continued on page 54

AIRSTREAM

Furnace Special

Inspect and Clean Blower
Inspect Combustion Chamber
Test Gas Line for Leaks

\$99.99

****Valid through the month of October 2019****

Replacements also available! Pricing varies depending on replacements. Please call to schedule your appointment.

Airstream Factory Service Center
419 West Pike Street
Jackson Center, OH 45334
(937) 596-6111 ext. 7403

WINTERIZING
It is also time to
start thinking
about winterizing
your trailer or
motorhome.



MARCHing
On ...

continued from page 53

- You will also want to check fluid levels and fill as necessary with distilled water so the tops of the plates are covered. Only on Lead Acid batteries.
- It is also a good time to inspect battery terminals and cable ends for corrosion. Clean them with a wire brush and apply a protective coating to battery posts and cable ends.
- You can leave the batteries in your Airstream when storing if you **keep them charged**, this will require plugging the unit in or hooking up to a charger a least monthly. Batteries should be fully charged when placed in storage and maintained to keep batteries from freezing.

- Airstream does not recommend leaving your unit plugged in full time when in storage. If a battery were to fail, then the converter would try to charge it back up and boil down the liquid in both batteries.

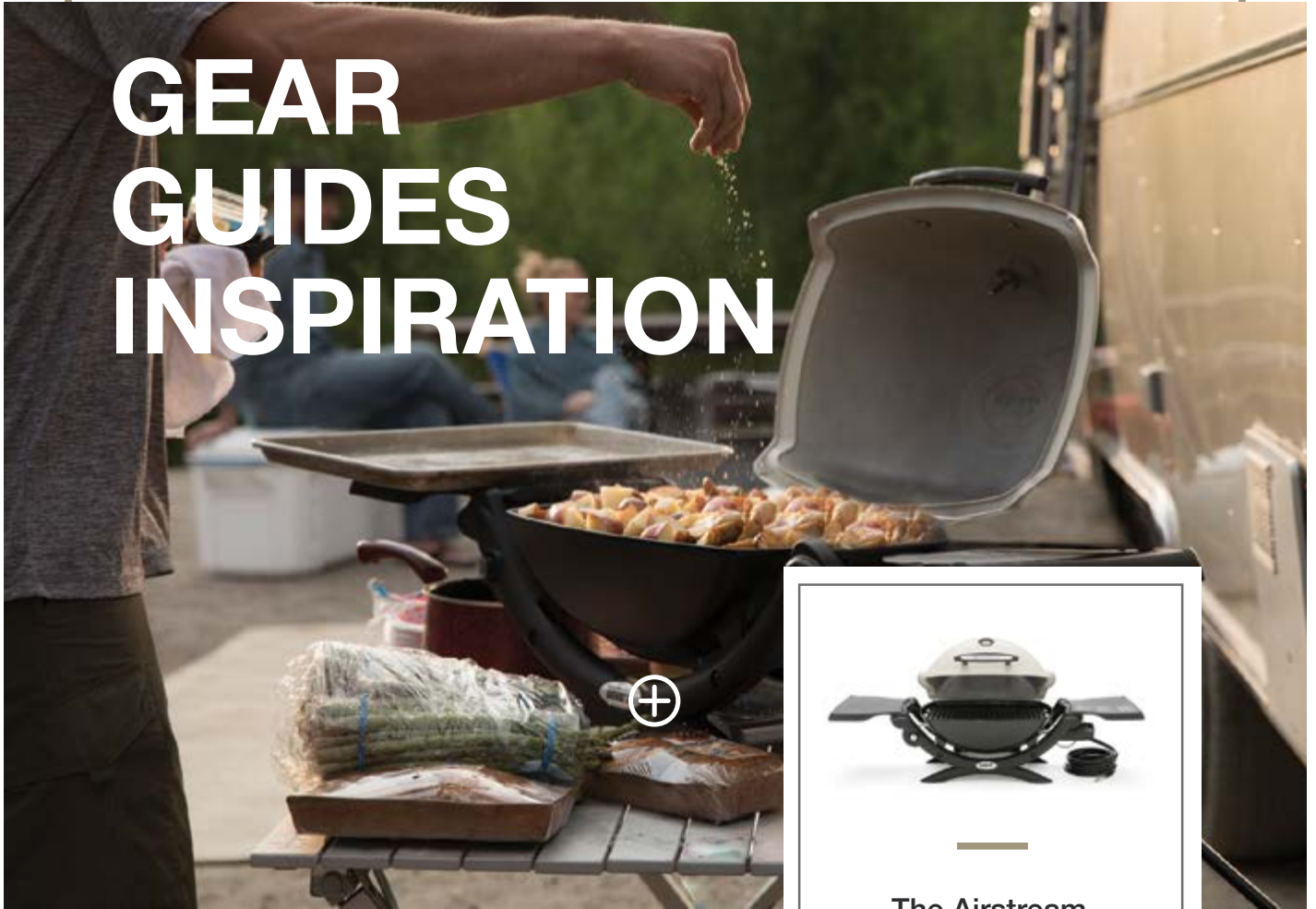
Store Trailer on Gravel or Concrete

- Helps better protect the tires from moisture.
- Keep tires fully inflated.
- Parking in an area with tall grass or a wooded area can lead to unwanted visitors!
- Never store where overhanging tree branches can fall.
- Store in an area where you can keep an eye on your trailer.

I would love to hear from you and if you have a suggestion or topic you would like to see covered in a future article or have a question, just drop me a line at rmarch@airstream.com

Have a great month!

GEAR GUIDES INSPIRATION



The Airstream
Weber® Q®
1200 Gas Grill

\$269

This official Airstream grill from Weber is precisely engineered to use your Airstream's onboard propane system.

Whether your adventure takes you across the country or across town, Airstream Supply Company is your source for gear, guides, and inspiration. Part magazine, part travel guide, and part outfitter, Airstream Supply Company is here to make your next adventure the best.

airstreamsupplycompany.com

International Rally

- 2020
Jan 20-24 2020 Mid-Winter IBT, Las Vegas, Nevada
- Jun 20-27 2020 International Rally, Loveland, Colorado

National / Special Event Rallies

- Oct 1-6 Athens Old Time Fiddlers Rally, Athens, AL
- Oct 2-6 Storytelling Festival Rally, Jonesborough, TN
- Oct 4-8 Albuquerque Balloon Fiesta Rally, Albuquerque, NM
- Oct 11-14 Columbus Day/Canadian Thanksgiving Day Rally, Bristol, VT
- Oct 15-20 Sun Valley Jazz & Music Festival Rally, Ketchum, ID
- Oct 24-27 Texas Country Air Rally, Brownwood, TX
- Dec 28-
Jan 1, 2020 Rose Parade Rally, Pasadena, CA
- Mar 5-8 Streamin on the Harbor, Georgetown, SC
- Mar 26-29 Silver on Mainstreet, Havana, FL
- Sep 22-29 Branson Musicland Revisted, Branson, MO



REGION 1 *Activities*



Region 1 Website: <http://region1.wbcc.net>

- Oct 11-14 Columbus Day/Canadian Thanksgiving Day Rally, Bristol, VT

Cape Cod Massachusetts Airstream Club - capecodmassachusetts.airstreamclub.net

Charter Oak Connecticut Airstream Club - charteroakconnecticut.airstreamclub.net

- Oct 20 Installation/Fall Business Meeting Noon, Manchester Country Club, Manchester, CT, Corinne & Jim Burnham 860-623-9752, email: jjimblc@msn.com
- Dec 8 Holiday Luncheon 12:30 PM, Dakota Steakhouse, Rocky Hill, CT, Wiley & Gail Downing 203-790-8592, email: ctnanabug@comcast.net

New England Airstream Club - <http://newengland.wbcc.net>

- Oct 11-14 Columbus Day Weekend Rally, Wolfe's Neck Oceanfront Camping (formerly Recompense CG), 134 Burnett Rd, Freeport, ME, Barb Skelton 207-615-3446
- Nov 1-3 Echo Lake Rendezvous, Cannon Mountain RV Park, 2750 Profile Rd, Franconia, NH, Earl Duesel, email: erduesel@verizon.net

Northeast Mountaineers Airstream Club - northeastmountaineers.airstreamclub.net

Quebec Canada Unit - quebeccanada.airstreamclub.net

REGION 2 *Activities*



Region 2 Website: Region2.Airstreamclub.net

- 2020
May 20-26 Region 2 Rally, Kingston, ON, Canada

Al-Mon-O Pennsylvania Unit - al-mon-opa.airstreamclub.net

Central Maryland Unit - centralmaryland.airstreamclub.net

Central Pennsylvania Airstream Club - centralpa.airstreamclub.net

Delaware Valley New Jersey Unit - <http://dvnju.wbcc.net>

Delmarva Unit - delmarva.airstreamclub.net

For the most current information, go to airstreamclub.org/events

Hudson-Mohawk New York Unit - hudsonmohawkny.airstreamclub.net

- Oct 3-6 Steen Fall Rally, Schodack Island SP, 1 Schodack Island Way, Schodack Landing, NY, Dan/Pat Steen 518-441-5280, email: dmsteen@gmail.com
- Nov 9 Harvest Luncheon Noon, Ripe Tomato, 2721 Rte 9, Malta, NY, Bill/Barbara Schultz 518-409-2565, email: hudsonmohawknews@gmail.com
- Dec 7 Holiday Party 12:30 PM, Moscatiello's Italian Family Rest., 99 N Greenbush Rd (Rt 4), Troy, NY, RSVP by Dec 1, Pat Steen 518-441-5280, email: dmsteen@gmail.com

Keystone Pennsylvania Unit - keystonepa.airstreamclub.net

- Oct 10-14 Exploring Central PA Caravan, Carlisle & Harrisburg, PA, Howard Mergelkamp 267-733-3565, email: howardsan70@gmail.com
- Dec 14 Holiday Luncheon Noon, Plumsteadville Inn, Plumsteadville, PA, Peg Spahn 215-598-3081, email: pspahn1@verizon.net

Metropolitan New York Airstream Club - metropolitannewyork.airstreamclub.net

Mid-Atlantic Unit - mid-atlantic.airstreamclub.net

New Jersey Unit - newjersey.airstreamclub.net

- May - Oct: Social hour every Saturday 7 PM at Jersey Shore Haven, Pavilion, 728 Dennisville Rd, South Seaville, NJ, Judy Coupe 267-261-1392, email: judycoupe@comcast.net
- Oct 17-20 Election/Birthday Rally, Jersey Shore Haven, 728 Dennisville Rd, South Seaville, NJ, Judy Coupe 267-261-1392, email: judycoupe@comcast.net
- Dec 7 Christmas Social 2 PM, McFadden Residence, 282 Llewellyn Rd, Chester Heights, PA, Patrick McFadden 610-529-6560, email: mcfaia@gmail.com

New York Finger Lakes Unit - newyorkfingerlakes.airstreamclub.net

Ontario Canada Unit - ontariocanada.airstreamclub.net

Penn-Lehigh Unit - penn-lehigh.airstreamclub.net

Pennsylvania Unit - pennsylvania.airstreamclub.net

Washington DC Unit - wdcu.airstreamclub.net

Watchung New Jersey Airstream Club - watchungnj.airstreamclub.net

- Oct 10-14 Columbus Day Weekend Rally, J&D CG, 973 Southern Dr, Rt 487, Catawissa, PA, Judy & David Cahall 908-294-4232, email: dcahall@gmail.com
- Nov 10 Luncheon (Food Drive) 12:30 PM, Chimney Rock Inn, 41 NJ Rt 31, Flemington, NJ, Barbara Taylor 609-915-9834, email: allofus1989@gmail.com
- Dec 8 Installation Luncheon Noon, Warrenside Tavern, 511 NJ Rt 173, Stewartville, NJ, Chris Beddiges 908-528-7656, email: mompopb@verizon.net

REGION 3 Activities



Region 3 Website: region3.airstreamclub.net

- 2020
- Mar 5-8 Streamin On The Harbor 2020 Georgetown, SC
- Mar 26-29 Silver on Mainstreet, Havana, FL

Big Bend Florida Airstream Club - <http://bigbendflorida.wbcci.net>

- Oct 4-6 Rally, El Governor RV Park, Mexico Beach, FL, Craig Brinkley 850-447-1457, email: cbrink@fairpoint.net
- Nov 8-10 Installation Rally, Torreya SP, Bristol, FL, Craig Brinkley 850-447-1457, email: cbrink@fairpoint.net

Carolinas Airstream Club - carolinas.airstreamclub.net

- Oct 24-27 Alumalina Rally, Tom Johnson Rally Park, 1885 US 70 W, Marion, NC, email: john@leakesantiques.com
- Oct 31-Nov 3 SC Beach Rally, Ocean Lakes Family CG, 6001 S Kings Highway, Myrtle Beach, SC, reservations 800-238-5636, email: 0021@wbcci.net

Coastal Georgia Airstream Club - <http://coastalgeorgia.wbcci.net>

- Nov 21-24 Autumn Rally, Blythe Island, Brunswick, GA, Barry Fuller 229-269-7770, email: barfull7@aol.com

Florida Airstream Club - <http://floridaunit027.wbcci.net>

- Oct 3-6 Annual Club Meeting/Rally, Suwannee River Hideaway, 1218 SE 346 Highway, Old Town, FL, Lynn Behnke 407-461-1973, email: lmbehnke4@gmail.com
- Nov 14-17 Rally, Mary's Fish Camp, 8092 Mary's Fish Camp Rd, Weeki Wachee, FL, Steve & Deb Oppel 763-670-8771, email: oppels@gmail.com
- Dec 4-8 Cracker Christmas Volunteer Rally, Fort Christmas Park (limited electric & water, no sewer), 1300 N Fort Christmas Rd, Christmas, FL, Steve Kane 407-267-2294, email: stevekaneproductions@gmail.com

Florida Springs Airstream Club - <http://floridasprings.wbcci.net>

Florida Suncoast Airstream Unit - floridasuncoast.airstreamclub.net

Florida Treasure Coast Airstream Club - floridatreasurecoast.airstreamclub.net

Northern Virginia Airstream Club - northernvirginia.airstreamclub.net

- Oct 10-13 Silver in the Street Urban Rally, Main St, Farmville, VA, Tom Carmichael 804-245-1710, email: tomc@sportsimageinc.com
- Oct 31-Nov 3 Oyster Festival Rally, Urbanna, VA, Lew Brodsky 703-451-0122, email: norvanews@cox.net

Palmetto State Airstream Club - <http://palmettostate.wbcci.net>

- Oct 11-13 Fall Rally, Asheville Bear Creek RV Park, 81 S Bear Creek Rd, Asheville, NC, Pam DeVine 704-282-4570, email: pjdstreamer@gmail.com
- Nov 8-10 Thanksgiving Rally, Palmetto Cove RV Park, 521 Table Rock Rd, Cleveland, SC, Pam DeVine 704-282-4570, email: pjdstreamer@gmail.com

Piedmont North Carolina Unit - piedmontnc.airstreamclub.net

Shenandoah Valley of Virginia Unit - <http://shenandoahvalleyofva.wbcci.net>

- Nov 1-3 OBX Rally, Camp Hatteras, 24798 Hwy. 12, Rodanthe, NC, Chris Regan 804-651-2510, email: csregan@msn.com

South Carolina Coastal Airstream Club - southcarolinacoastal.airstreamclub.net

- Oct 4-6 All Things Fall Rally, Poinsett SP, 6660 Poinsett Park Rd, Wedgefield, SC, Perry Wallace 843-421-4838, email: purry65@gmail.com
- Nov 1-3 Givhans Ferry Rally, Givhans Ferry, 746 County Rd S-18-30, Ridgeville, SC, Perry Wallace 843-421-4838, email: purry65@gmail.com
- Dec 3-6 Pre-Rally, Huntington Beach SP, 16418 Ocean Hwy, Murrells Inlet, SC, Perry Wallace 843-421-4838, email: purry65@gmail.com
- Dec 6-8 Christmas Rally, Ocean Lakes CG, 6001 S Kings Hwy, Myrtle Beach, SC, Perry Wallace 843-421-4838, email: purry65@gmail.com

South Florida Airstream Club - southflorida.airstreamclub.net

Southeastern Camping Unit - southeasterncampingunit.airstreamclub.net

Tidewater Virginia Airstream Club - tidewatervirginia.airstreamclub.net

Top of Georgia Airstream Club - <http://topofgeorgia.wbcci.net>

- Oct 16-20 Buddy Rally, Top of GA Airstream Park, 14255 Hwy 75 N, Helen, GA, Charlotte Williamson 706-485-9331, email: toggpres@gmail.com

Virginia Airstream Club - virginia.airstreamclub.net

Western North Carolina Unit - westernnc.airstreamclub.net

For the most current information, go to airstreamclub.org/events

REGION 4 *Activities*



Region 4 Website: region4.airstreamclub.net

2020

May 13-17 Region 4 Rally, Adrian, MI

Akron Ohio Airstream Club - akronohio.airstreamclub.net

Oct 10-13 Rally, Pier-Lon Park CG, 5960 Vandemark Rd, Medina, OH, Linda Stallard 330-441-1676, email: stallardtax@aol.com

Appalachian Unit of West Virginia - <http://ww.wbccci.net/>

Cincinnati Ohio Airstream Club - <http://cincinnati.wbccci.net>

Oct 3-6 Turkey Rally, Franklin County IN 4-H FG, 7178 Blue Creek Rd, Brookville, IN, Darren Baker 937-339-9451, email: darren.baker65@frontier.com

Nov 2 Fall Harvest Brunch 10 AM, Golden Corral Rest, 3350 Village Dr, Middletown, OH, Darren Baker 937-339-9451, email: darren.baker65@frontier.com

Dec 1 Christmas Brunch 12:30 PM, Manor House Rest. in Maple Knoll Village, 600 Maple Trace, Springdale, OH, Darren Baker 937-339-9451, email: darren.baker65@frontier.com

Columbus Ohio Unit - email: christopher.b.lang@gmail.com

Oct 10-13 Call for Kentucky, Whispering Hills CG, Georgetown, KY, Chris Lang 614-742-7174, email: christopher.b.lang@gmail.com

Mahoning Valley Ohio Unit - www.mvou.wbccci.net

Oct 19 Installation Luncheon, The Chop House, 9519 E Market St, Warren, OH, Don & Betty Burkholder 440-576-6560, email: catmar@embarqmail.com

Nov 11 Luncheon 2 PM, Eat'n Park, 5451 Mahoning Ave, Austintown, OH, Bob & Eileen White 330-792-9669, email: bewhite@ameritech.net

Dec 7 Luncheon 1 PM, Dutch Country Inn, 15015 Kinsman Rd, Middlefield, OH, Dave & Nancy Brett 330-774-1287, email: dbrett@zoominternet.net

Miami Valley Unit of Ohio - miamivalleyunitofoh.airstreamclub.net

Oct 2 Breakfast 9 AM, Fairborn Family Diner & Rest., 419 N Broad St, Fairborn, OH, Lucille Haas 937-638-6666, email: lucyhaas1937@yahoo.com

Nov 6 Breakfast 9 AM, Fairborn Family Diner & Rest., 419 N Broad St, Fairborn, OH, Lucille Haas 937-638-6666, email: lucyhaas1937@yahoo.com

Dec 4 Breakfast 9 AM, Fairborn Family Diner & Rest., 419 N Broad St, Fairborn, OH, Lucille Haas 937-638-6666, email: lucyhaas1937@yahoo.com

Michigan Airstream Club - michigan.airstreamclub.net

Oct 17-21 Fall into Carson City, Carson City Christian Center, 5011 Mt. Hope, Carson City, MI, Bob Conley & Mary Mockler 989-682-4028, email: golddust@cmsinter.net

Mohican Valley Ohio Airstream Club - mohicanvalleyohio.airstreamclub.net

Oct 10 Dinner/Installation 5:30 PM, Village Rest., 435 N Warpole St, Upper Sandusky, OH, Sid & Bev Kelly 419-957-6571

Nov 7 Dinner Meeting 5:30 PM, Der Dutchman, 720 St Rt 97 W, Bellville, OH, Dona Garner 419-566-4951

Northern Ohio Virtual Airstream Unit - <https://sites.google.com/view/campnova>

Oct 17-20 Morgan's Canoe Fall Rally (see campNOVA.com), Morgan's Riverside CG, 6262 Gilmour Rd, Morrow, OH, Alan McDowell 513-943-2026, email: alanmcd@gmail.com

Oct 31-Nov 5 Leaf Peeping in Great Smoky Mountains Rally (see campNOVA.com), Elkmont CG, Elkmont CG Road A, Gatlinburg, TN, Ella Brown 419-203-9574, email: ellabrown1952@gmail.com

Southeastern Michigan Airstream Club -

southeasternmichigan.airstreamclub.net

Oct 4-6 Pumpkin Fest Rally, Clearwater CG, 1140 S. Ortonville Rd, Ortonville, MI, Richard & Cheryl Sands 248-328-0536, email: cherylsands@comcast.net

Oct 19 Annual Business Meeting/Installation 1:00 PM, Jack & Bonnie Belding's Home, Jack & Bonnie Belding 517-423-5672

Nov 9 Luncheon & Museum Tour 12:30 PM, Sidetrack Bar & Grill, 56 E Cross St, Ypsilanti, MI & Michigan Firehouse Museum, 110 W Cross St, Ypsilanti, MI, Chip & Lori DeLeeuw 517-250-5060, email: cdeleeuw@comcast.net

Dec 7 Christmas Luncheon 12:30 PM, Black Rock Rest, 3776 S State St, Ann Arbor, MI, Chip & Lori DeLeeuw 517-250-5060, email: cdeleeuw@comcast.net

The Western Reserve Camping Unit - www.westernreserve.wbccci.net

Oct 30-Nov 3 Winterizing Rally, Noble Farm, 10489 Pekin Rd, Newbury, OH, Dale Ferguson 440-477-9351, email: dalefrgsn@yahoo.com

REGION 5 *Activities*



Region 5 Website: region5.airstreamclub.net

Central Indiana Airstream Club - centralindiana.airstreamclub.net

Oct 18-20 Rally, Versailles SP, Versailles, IN, Charles Mason 317-525-7897, email: mason.charles@comcast.net

Indiana Airstream Club - indiana.airstreamclub.net

Kentucky Airstream Club - kentucky.airstreamclub.net

Oct 16-20 Spooky Installation Rally, White Acre CG, 3022 Boston Rd, Bardstown, KY, Campground Office 502-348-9677

Northern Illinois Airstream Club - northernillinois.airstreamclub.net

Oct 18-20 Thanksgiving/Installation Rally, Lee County 4-H Center & FG, 1196 Franklin Rd, Amboy, IL, Dolores Mayo 630-587-2690, email: mayo.internet@gmail.com

Southern Indiana Unit - <http://southind.wbccci.net>

Oct 3-6 Rally, Blue Heron CG, Stearns, KY, Ron Knight 317-372-7532, email: rknight64@yahoo.com

WBCCI Illinois Lincolnland Airstream Club - illinoislincolnland.airstreamclub.net

Oct 18-21 Airstream Fly-In Rally, St. Louis Regional Airport, 8 Terminal Dr, East Alton, IL, Kathy Ceryes 618-444-5101, email: ceryeskm@charter.net

REGION 6 *Activities*



Region 6 Website: region6.airstreamclub.net

Oct 1-6 Athens Old Time Fiddlers Rally, Athens, AL

Oct 2-6 Storytelling Festival Rally, Jonesborough, TN

Oct 10-14 Region 6 Rally, Muscle Shoals, AL

Alabama Airstream Club - alabama.airstreamclub.net

2nd Mon each month: Dinner 6 PM, Montgomery, AL area, call for directions, Paul Aehnlich 334-277-9647, email: pca2@charter.net

Arkansas Razorback Airstream Club - arkansasrazorback.airstreamclub.net

East Tennessee Airstream Club - easttennessee.airstreamclub.net

Louisiana Airstream Club - louisiana.airstreamclub.net

Dec 5-8 Christmas Rally - Lights Bellingrath Gardens, Payne RV Park, 7970 Bellingrath Rd, Theodore, AL, Dale Spillman 225-405-4057, email: lau15880@bellsouth.net

Mississippi Airstream Club - mississippi.airstreamclub.net

For the most current information, go to airstreamclub.org/events

Music City Airstream Club - musiccity.airstreamclub.net

- Nov 7-10 Fun in the Fall Rally, Henry Horton SP, John/Merirae Jackson 931-639-0974, email: jack9443@bellsouth.net
- Dec 14 Christmas Luncheon 11 AM, Mrs. Bobo's, Lynchburg, TN, Tom/Joan Ward 931-703-2562, email: jtw0522@icloud.com

Pensacola Florida Unit - pensacolaflorida.airstreamclub.net

- Nov 15-17 What's in Your Airstream Rally, Mystic Springs Cove Airstream Park, 591 Mystic Springs Rd, McDavid, FL, Camp Host 850-256-3280, email: mystic.springs@yahoo.com
- Dec 12-15 Spreading Cheer Rally, Mystic Springs Cove Airstream Park, 591 Mystic Springs Rd, McDavid, FL, Camp Host 850-256-3280, email: mystic.springs@yahoo.com

West Tennessee Airstream Club - westtennessee.airstreamclub.net

Missouri-Kansas Airstream Club - <http://kansascityunit.wbcc.net>

- Oct 5 Luncheon 11:30 AM, June's Northland, 614 Pottawatomie St, Leavenworth, KS, Dan & Debra Doll 913-219-4317, email: dpdoll01@att.net
- Nov 2 Luncheon 11:30 AM, Six Mile Chop House, 4931 6th St, Lawrence, KS, Henry & Kerstin Roberts 785-893-2352, email: annekrob39@gmail.com
- Dec 7 Christmas Luncheon 11:30 AM, June's Northland, 614 Pottawatomie St, Leavenworth, KS, Tim & Paula Timmons 785-691-7112, email: ttbikes@aol.com

Nebraska Airstream Club - <http://nebraskaunit.wbcc.net>

- 2nd Mon each month except 2nd Saturday in Jan, Apr, Jul & Oct: Luncheon 11:30 AM, Parker's Smokehouse, 16880 Hwy. 6, Ashland, NE, corner of Hwy 6 & 63, James Wright 402-419-1112, email: james@justwrightsharpening.com

North Iowa Airstream Club - northiowa.airstreamclub.net

- Oct 10-13 Joint Installation Rally w/Iowa, Swan Lake SP, 22676 Swan Lake Trail, Carroll, IA, Scott & Jodi Jensen 515-979-0694, email: scottjensen45@aol.com

REGION 7 Activities



Region 7 Website: <http://region7.wbcc.net>

- 2020 Aug 20-25 Region 7 Rally, Marquette, MI

Minnesota Airstream Club - minnesota.airstreamclub.net

- Nov 10 Left Behind Activity: A Gentleman's Guide to Love and Murder, Old Log Theatre, 5185 Meadville St, Excelsior, MN, Cordell Woods 320-732-0923, email: cordellwoods169@gmail.com

North Dakota Peace Garden Unit - northdakota.airstreamclub.net

Wisconsin Unit - wisc-up.airstreamclub.net

- Nov 1-3 Birthday Bash Campout, Potawatomi SP, Daisy Farm CG, 3740 Park Dr, Sturgeon Bay, WI, Sandy & Ed Emerick 920-475-7893, email: semerick4425@gmail.com

REGION 9 Activities



Region 9 Website: region9.airstreamclub.net

- Oct 24-27 Texas Country Air Rally, Brownwood, TX 2020
- Apr 14-19 Region 9 Rally, Mineola, TX

East Texas Lakes Unit

- Oct 4-6 Canton First Monday Rally, Purts Creek SP 903-425-2332, 14225 F.M. 316, Eustace, TX, Isaac Holmes 214-592-3109
- Oct 25-27 Halloween Rally, Lake Bob Sandlin SP 903-572-5531, 341 State Park Rd 2117, Pittsburg, TX, Isaac Holmes 214-592-3109 (decorate your space & one night parking is free)

Greater Houston Airstream Club - greaterhouston.airstreamclub.net

- Oct 3-6 Harvest Rally, Bolivar Peninsula RV Park, 1685 St Hwy 87, Port Bolivar, TX, Vernon Goodwin III, 281-556-1633, email: vhg3@aol.com

Heart of Texas Camping Unit - <http://hotc.wbcc.net>

- TBA Monthly Activities TBA, please visit our website

North Texas Unit - northtexas.airstreamclub.net

- Nov 8-10 Installation Rally, NTAC, 200 Walnut Hill Ave, Hillsboro, TX, Mike Mack 817-371-3507, email: mis2t@aol.com

Oklahoma Airstream Club - oklahoma.airstreamclub.net

Texas Alamo Unit - texasalamo.airstreamclub.net

- Oct 24-27 Let's Go Camping Rally, Fredericksburg KOA, Fredericksburg, TX, George Horn 512-924-2462, email: gahorn146ys@hotmail.com
- Nov 27-Dec 1 Thanksgiving/Christmas Rally, Johnson Creek RV Resort, Ingram, TX, George Horn 512-924-2462, email: gahorn146ys@hotmail.com

Texas Gulf Coast Unit - www.texasairstreamharbor.com

- Oct 10-13 Finding the Wilderness in an Airstream Rally, TAHI, 714 Angelina, Zavalla, TX, Nancy Fitzgerald 281-739-5701, email: nefitzge6@gmail.com
- Nov 7-10 Best Airstream Adventure Ever Rally, TAHI, 714 Angelina, Zavalla, TX, Nancy Fitzgerald 281-739-5701, email: nefitzge6@gmail.com
- Dec 12-15 Looking Back & Looking Ahead Rally, TAHI, 714 Angelina, Zavalla, TX, Nancy Fitzgerald 281-739-5701, email: nefitzge6@gmail.com

Texas Highland Lakes Airstream Club - <http://thlu.org>

- Oct 11-13 Keep Austin Weird - Experience Austin Rally, McKinney Falls SP, 5808 McKinney Falls Pkwy, Austin, TX, Peter Sajovich 512-293-1871, email: peter@homesofaustin.com
- Nov 7-10 Out with the Old - In with the New Installation Rally, Cleburne SP, 5800 Park Road 21, Cleburne, TX, Peter Sajovich 512-293-1871, email: peter@homesofaustin.com

REGION 8 Activities



Region 8 Website: region8.airstreamclub.net

- 2020 Sep 22-29 Branson Musicland Revisited, Branson, MO

Greater St. Louis Airstream Club - greaterstlouis.airstreamclub.net

- Oct 17-20 Installation Rally, Country Bend CG 217-324-2363, 3279 Honey Bend Ave, Litchfield, IL, Joe & Sarah Hauser 636-332-3220, email: camperqueen2000@yahoo.com
- Dec 14 Holiday Mid-Afternoon Luncheon 2:30 PM, Blue Owl Rest & Bakery, 116 2nd St, Kimmswick, MO, Judy & Barry Johnson, 636-464-5457, email: ctajohnson@aol.com

Iowa Airstream Club - iowa.airstreamclub.net

Missouri Greater Ozark Unit - mogrtrozark.airstreamclub.net

- Oct 17-21 Pioneer Harvest Fiesta Rally, Bourbon County FG 620-224-7761, 2102 S Huntington Blvd, Fort Scott, KS, Rick & Marsha Keith 918-314-1041, email: rmkeith8070@sbcglobal.net
- Oct 31-Nov 3 Fall Fun Fest Rally, Yogi Bear's Jellystone Park 417-546-3000, 11020 MO 76, Forsyth, MO, Brian & JoAnn Peterson 417-331-1135, email: bpeterson007@centurytel.net
- Dec 7 Christmas Luncheon 11 AM, Pitch Pizza & Pub, 2924 E Sunshine St, Springfield, MO, Lavern & Margo Kohl 417-849-1417, email: mjkohl66@sbcglobal.net

For the most current information, go to airstreamclub.org/events

Texas Hill Country Unit - texashillcountry.airstreamclub.net

- Oct 24-27 Rally, River Shade 830-379-8826, 3395 TX 123, Sequin, TX, Zephyr Marek 512-446-3866, email: faye_marek@yahoo.com
 Nov 14-17 Officer Installation Rally, Top of the Hill RV Resort & Cabins 830-537-3666, 12 Green Cedar St, Boerne, TX, Ed & Sandy Brogan 703-395-1820, email: brogan.ed@gvtc.com

Texas Plains Airstream Club - texasplains.airstreamclub.net

- Dec 7 Installation of Officers 1 PM, Lubbock Women's Club, 2020 Broadway, Lubbock, TX, Susan Poff 806-790-3848, email: susanpoff@suddenlink.net

REGION 10 Activities



Region 10 Website: region10.airstreamclub.net

- Oct 15-20 Sun Valley Jazz & Music Festival Rally, Ketchum, ID
 2020
 Jul 21-26 Region 10 Rally, Lynden, WA

Alberta Saskatchewan Canada Airstream Club - albertasaskatchewancanada.airstreamclub.net

British Columbia Airstream Club - www.airstreambc.com

Idaho Airstream Club - idaho.airstreamclub.net

- 2nd Sat every month: Breakfast 9 AM, Golden Corral, 8460 W Emerald St, Boise, ID, Marilyn Usselman 208-322-8155, email: usselmanm@hotmail.com

Montana Airstream Club - montana.airstreamclub.net

Oregon Airstream Club - oregon.airstreamclub.net

- Oct 10-13 Year-End Bash Rally, Silver Cove RV Resort, 351 Hall Rd, Silver Lake, WA, Susan/Brad Taylor 503-871-8309, email: staylor792@comcast.net

Washington Airstream Club - washington.airstreamclub.net

REGION 11 Activities



Region 11 Website: Region11.airstreamclub.net

- Sep 26-30 Region 11 Rally, Albuquerque, NM
 Oct 4-8 Albuquerque Balloon Fiesta Rally, Albuquerque, NM

Arizona Airstream Club - arizona.airstreamclub.net

Colorado Airstream Club - colorado.airstreamclub.net

- Dec 7 Christmas Luncheon 11 AM, Ptarmigan Country Club, 5416 Vardon Way, Ft. Collins, CO, Susan Campbell 970-449-3059, email: susan@nighthawknest.com

Four Corners Unit - <http://fourcornersunit.com/>

- Nov 14-17 Tucson: Unplugged Rally, Catalina SP <https://azstateparks.com/catalina> - Group Area, E off N Oracle Rd (AZ Hwy 77), Tucson, AZ, Bonnie & Alan Bobman, email: baambi7as@gmail.com

New Mexico Unit - newmexico.airstreamclub.net

Utah's Wasatch Airstream Club - utahswasatch.airstreamclub.net

Wyoming Unit - <http://wyoming.wbccci.net>

REGION 12 Activities



Region 12 Website: region12.airstreamclub.net

- Oct 9-13 Region 12 Rally, Bakersfield, CA
 Dec 28- Jan 1, 2020 Rose Parade Rally, Pasadena, CA
 Apr 16-19 Cali Rally, Parkfield, CA

Central Coast California Unit - www.centralcoastairstream.wbccci.net

El Camino Real Airstream Club - elcaminoreal.airstreamclub.net

Greater Bay Area Airstream Club - greaterbayarea.airstreamclub.net

Greater Los Angeles Airstream Club - greaterlosangeles.airstreamclub.net

- Nov 14-18 Rally, Cava Robles RV Resort, 3800 Golden Hills Rd, Paso Robles, CA, Pamela Pall 805-235-2809, email: events.glaac@gmail.com
 Dec 12-15 Rally, Emerald Desert RV Resort, 76000 Frank Sinatra Dr, Palm Desert, CA, Pamela Pall 805-235-2809, email: events.glaac@gmail.com

Lake Tahoe Airstream Club - laketahoe.airstreamclub.net

- Oct 25-27 Nevada Day Parade Joint Rally w/Sierra Nevada, Gold Dust West RV Park, 2171 E William St, Carson City, NV, Bob Stansbury 775-297-3866, email: burytone@yahoo.com

Las Vegas Airstream Club - lasvegas.airstreamclub.net

Northern California Airstream Club - northerncalifornia.airstreamclub.net

- Oct 1-6 Rally, Berry Creek Rancheria RV Resort, Oroville, CA, Pat Lazzereschi 209-712-5884, email: plazzereschi@gmail.com
 Nov 5-10 Rally, Santa Cruz Redwood RV Resort, Felton, CA, Pat Lazzereschi 209-712-5884, email: plazzereschi@gmail.com
 Dec 11-15 Rally, 49er Village RV Resort, Plymouth, CA, Pat Lazzereschi 209-712-5884, email: plazzereschi@gmail.com

Sacramento Valley Airstream Club - sacramentovalley.airstreamclub.net

San Diego California Unit - www.airstreamsandiego.com

Sierra Nevada Unit - <http://sierranevadairstreams.org/snu>

South Coast California Airstream Club - southcoastca.airstreamclub.net

- Oct 4-6 Rally, Emerald Desert RV Resort, 76000 Frank Sinatra Dr, Palm Desert, CA, Mark Miller 714-222-9037, email: markmlr880@gmail.com
 Nov 1-3 Rally, The Springs at Borrego RV Resort, 2255 Di Giorgio Rd, Borrego Springs, CA, Mark Miller 714-222-9037, email: markmlr880@gmail.com

EUROPE Activities



WBCCI Europe Website: - <http://europe.wbccci.net>

- Oct 10-14 Autumn Colours Rally, Aaregg, Seestrasse 22, CH 3855 Brienz, Switzerland, Beat Schwab 41 793118993, email: schwab.b@me.com

Notice

ADVERTISEMENTS SHOULD BE TYPEWRITTEN. THE "BLUE BERET" IS NOT RESPONSIBLE FOR THE ACCURACY OF HANDWRITTEN SUBMISSIONS.

Airstream Parks

NORTH TEXAS AIRSTREAM COMMUNITY in historic Hillsboro invites you to: "VISIT FOR A NIGHT OR A LIFETIME!" Our 100% WBCCI community is located on I-35, Exit 368, in the heart of the Ft. Worth/Dallas/Waco triangle. Free Clubhouse & Terraport Wi-Fi, coin laundry and mail forwarding service. Visit our website www.ntaci.org for low overnight, weekly, monthly and snowbird rates. Call 254-582-5566 for reservations & information.

TAHI, TEXAS AIRSTREAM HARBOR, INC. Is located in NE Texas on beautiful Lake Sam Rayburn is known for Bass fishing. A haven for bird watchers. Daily \$15. Come visit or stay with us. 5 miles NE Zavalla on Hwy. 147. Contact: TAHI, 714 Angelina, Zavalla, TX 75980, Ph. 936-897-3686. www.texasairstreamharbor.com

PENN WOOD AIRSTREAM PARK - Traveling I-80 thru western Pennsylvania or looking for a quiet, all Airstream, summer home for a few weeks or all season? We're the perfect stop! Full hookups with cable TV & Wi-Fi. Reasonable rates, area attractions and site of Autumn Leaf National Rally. Near Clarion, PA - four miles south of I-80, Exit 64 on SR 66; Ph. 814-764-8963; www.pennwood.org Open 5/1 to 10/15.

MYSTIC SPRINGS COVE is an Airstream only park 25 miles N of Pensacola FL on US Hwy 29 N. It is just 30 minutes to white sandy beaches, shopping, museums and a casino. Owned and operated by Pensacola Unit 29. We are open September thru May (June-August by reservation only). All sites have full hookups. Washer and dryer are available. Limited Wi-Fi. Host opportunities available. Ph. 850-256-3280.

LANDYACHT HARBOR: Florida's Best Kept Secret!!! Conveniently located off I-95 between exits 183 and 180 and less than six miles from some of the best unspoiled beaches in Florida. 65 miles to Walt Disney World, 20 miles to the Kennedy Space Center and located in the city of Melbourne. To retirees 50 and older we offer leases, long term rentals and overnight guest sites. Sorry we do not take credit cards. LYH is an adult (age 50 or over) and pet free park. For more information on rates and particulars contact us at www.landyachtharborofmelbourne.com or call 321-254-6398.

TOP OF GEORGIA AIRSTREAM PARK. We are located in the beautiful North Georgia Mountains, just 6 miles north of Helen, GA on State Hwy. 75. Helen is a wonderful Alpine Village community with

lots of shopping, good restaurants and tubing down the river. The TOP is only 2 miles to the crossing of the Appalachian Trail. A great hiking area! We also have hiking trails that connect directly to our property. Our park offers full hookups, free cable TV, and free Wi-Fi at very competitive rates. During Rally weeks rally fees are an additional charge. ALL AIRSTREAMS WELCOME. Pets too. Ph. 706-878-3590, www.topofgeorgia.net

ENJOY THE SOUNDS OF NATURE AT JERSEY SHORE HAVEN. Located mid-way between Atlantic City and Cape May, JSH is a quaint Airstream park with wooded sites, 4-point hook-ups, and more. Convenient to beautiful beaches, casinos with shows, amusements, boardwalks, shopping, etc. Lots to do and see in the area. **Jersey Shore Haven**, 728 Dennisville Road, P.O. Box 99, S. Seaville, NJ 08246. Ph. 609-861-2293, website: <http://www.jerseyshorehaven.org>

TIRED OF THE HUSTLE AND BUSTLE OF THE DAILY ROUTINE? Come relax at **Jersey Shore Haven** an Airstream park located near the beautiful southern New Jersey beaches. Wooded sites with 4-point hook-ups allow you to relax in an unhurried atmosphere. Located near the Victorian charm of Cape May or gardens at Leaming's Run JSH is only a short distance from the excitement of casinos or the boardwalk—you choose. **Jersey Shore Haven**, 728 Dennisville Road, P.O. Box 99, S. Seaville, NJ 08246. Ph. 609-861-2293, website: <http://www.jerseyshorehaven.org>

TENNESSEE CUMBERLAND PLATEAU CAMPGROUND - Crossville, TN. An Airstream only campground on 376 wooded acres, 132 member sites with five visitor lots. Full hookups, 5,000 sq. ft. clubhouse, free wi-fi, video library, kitchen and bathrooms with showers. Laundry facilities, hiking trails, no license required fishing lake. Rates \$25 per night, \$150 per week. Open April-October. Visit our website: www.tcpconline.com for directions and more details. 865-471-8272

VIRGINIA HIGHLAND HAVEN AIRSTREAM PARK is the place to enjoy cool mountain top breezes and beautiful sunsets just 5 miles from the Blue Ridge Parkway, 25 miles south of Roanoke, Virginia. Full hookups, free Wi-Fi, clubhouse with laundry, host sponsored activities, hiking trails and a waterfall. Enjoy bluegrass music Friday nights in nearby Floyd. \$35.00 per night, 7th night free. Located at 6517 Highland Haven Road, NE, Copper Hill, VA 24079. Open 5/1 to 10/15. Call 540-200-9567 or visit www.vahighlandhaven.com

WASHINGTON LAND YACHT HARBOR, home of the WA Airstream Club open to all WBCCI members and guests, offers 103 FHU sites with free Wi-Fi, within a day's drive to mountain or sea, 4 National Parks, Canada or Oregon. Make your reservation today or come see our 192 residential lots for sale to WBCCI Members. 9101 Steilacoom Rd SE, Olympia, WA 98513. Ph. 360-491-3750, [WEB www.washingtonlandyachtharbor.com](http://www.washingtonlandyachtharbor.com)

For Sale Trailers/ Motorhomes

1965 - AIRSTREAM 17' 8" CARAVEL - restored, 2,200 lbs., first year Airstream made Caravel, mahogany interior. Photos available. Email: fordy7wood@yahoo.com (South Lake Tahoe, CA)

1967 - AIRSTREAM 26' INTERNATIONAL TRAILER, recently remodeled, ready for years of camping in a well-maintained vintage Airstream, beautiful NEW all wood walls and counters, custom built kitchen table, with wood plank vinyl flooring. NEW: couch/bed cushion upholstery, all windows and seals, LED exterior lights, rear axles, inverter, upgraded plumbing and electric. Asking \$22,500. Ph: 573-760-3120 (Farmington, MO)

1993 - AIRSTREAM 27' EXCELLA, EXCELLENT condition both inside and out. Fully redesigned interior with modern aesthetic. Everything works as it should. Email for photos. \$52,000 USD OBO. Email: jg110565@gmail.com (Vancouver, BC, Canada)

2002 - AIRSTREAM 31' LIMITED, NEW 16" Michelin tires & wheels, 4 solar panels, 4 batteries & monitor, many upgrades. \$40,000. WBCCI #4325. Ph. #248-767-8158. (Union Lake, MI)

2002 - AIRSTREAM 30' CLASSIC, EXCELLENT condition, all oak interior, non-smoker, no pets, NEW queen bed, 4 place dinette, sleeps 2; 4 place couch, sleeps 2; 1 spare tire, 4 brakes-electric, 4 NEW, balanced Goodyear tires "E", 15 gal gray/toilet tank, 6 gal hot water heater tank, 37 gal fresh water tank, shower, toilet, refrigerator & freezer, gas/electric/12 volt; furnace & air conditioner, microwave oven & gas stove, TV roof antenna & AM/FM, 2 propane tanks, 2 automatic open/close roof vents, 2 12-volt batteries, 4 awnings for shade. Price \$45,000. Pictures on brambillas.inc.com. RV at RV store, 550 Valley Park Dr, Shakopee, MN, 8 AM-5 PM Monday-Saturday. Call 952-835-9580. (Shakopee, MN)

2015 - AIRSTREAM 20' FLYING CLOUD, LIKE NEW condition, smart charger, Leesa mattress, rear bike rack, NEW 5000 lb. power jack, Goodyear Endurance tires. \$45,000. Contact Bob Ph. 941-268-7681 or email: bobsac08@gmail.com. WBCCI #4937 (Port Charlotte, FL)

FIRST CLASS MAIL

WBCCI# _____
Name _____
Address _____
City _____
State/Prov. _____ Zip _____

Enclose \$32.00 for one year.
Make check payable to: WBCCI
Mail to: WBCCI, PO Box 612, Jackson Center, OH 45334
or call 937-596-5211 with your credit card.

**TO ORDER NUMBERS,
DECALS, STARS AND
OTHER ITEMS, GO TO
THE WBAC WEBSITE
TO SHOP:**

<http://store.wbcci.org>



**IT PAYS TO ADVERTISE IN THE BLUE BERET
“Two for the Price of One”**

Payment for a classified ad in the *Blue Beret* includes an ad on the WBCCI website.

FOR INFORMATION, CALL 937-596-5211 or email blueberet@airstreamclub.org
Rates for Classified Advertising are \$50 up to 35 words, \$60 for 36-65 words.
Payment in full must be received with the ad copy. We accept credit cards.

BLUE BERET reserves the right to reject advertising not suitable for inclusion. The publisher reserves the right of approval of all advertising. BLUE BERET is not responsible for advertiser's representations or performance. For more information on display ad costs, contact WBCCI. For your convenience, you may use the coupon below. Please type ad. Count words and determine cost as indicated above.

Make check payable to "WBCCI" and mail with completed coupon to: WBCCI, P.O. Box 612, Jackson Center, OH 45334
or email ad to blueberet@airstreamclub.org and call with credit card.

Name _____ Address _____

City _____ St/Prov. _____ Zip _____

Classified Ad: _____

Location of trailer/motorhome: _____

Deadline: Classified Ads for February must be received with payment no later than January 1.

NOTICE: Advertisement should be typed. The Blue Beret is not responsible for the accuracy of handwritten submissions.
Refund Policy: No refund after the 7th of month prior to publication.

2020 WBCCI National Caravans

For the most current information, go to airstreamclub.org/caravans

Three Mexican Gems

2/7-4/7

Start: Nogales, AZ

Stop: Nogales, AZ

Enjoy a unique Mexican experience like no other. We have selected three Mexican gems that simply must not be missed: A 4-day trip by rail up the Copper Canyon, 3 days in Mexico City and a stay in Mazatlán in time to see a carnival.

Georgia Plantations and More

3/8-3/24

Start: Madison GA

Stop: Blakely, GA

This short caravan takes place in Southwest Georgia visiting four different types of plantations, attending 'Swamp Gravy' a folk-life play, visiting some unusual museums and enjoying fine Southern food.

Cajun Country

3/10-3/25

Start: Breaux Bridge, LA

Stop: Lafayette, LA

On the Cajun Caravan you will experience Cajun culture and hospitality at its roots. Enjoy dining on jambalaya, crawfish pie, gumbo and all the other dishes that make Cajun cuisine popular.

Springtime in Kentucky

4/22-5/16

Start: Bowling Green, KY

Stop: Renfro Valley, KY

Join us as we show you the beautiful state of Kentucky. During Kentucky Derby week feel the excitement of the "The Greatest Two Minutes in Sports" and ladies be sure to bring your derby hat.

Golden State

4/30-5/16

Start: Chula Vista, CA

Stop: Petaluma, CA

Tour favorite California destinations from San Diego to San Francisco including Yosemite and Lake Tahoe.

Springtime in the Rockies

5/21-6/16

Start: Estes Park, CO

Stop: Gardiner, MT

Come share in the adventures of traveling through some of the most spectacular scenery in the world, from Rocky Mountain National Park to the many splendors of Yellowstone National Park.

Taste of the Blue Ridge

5/19-6/12

Start: Bryson City, NC

Stop: Greenwood, VA

Bring your camera, binoculars, fishing gear, hiking poles and – most importantly – sense of adventure and come vacation with us in the Blue Ridge Mountains!

Canadian Rocky Mountain

6/19-7/7

Start: Drumheller, Alberta

Stop: Cochrane, Alberta

Travel through the four contiguous National Rocky Mountain parks of Jasper, Banff, Yoho and Kootenay. Attend the world-renowned Calgary Stampede where we will see the "greatest outdoor show on earth."

Nor by Nor'East

7/7-8/17

Start: Ashaway, RI

Stop: Cornwall, PEI

The caravan begins in Rhode Island, visits Mystic Seaport and Boston then travels through Canadian maritime provinces before ending in Prince Edward Island.

North to Alaska

Approx. 7/12-9/12

Start: Dawson Creek, BC

Stop: St. George, BC

We will travel the Alaska Highway and will experience the majestic scenery of British Columbia, Yukon Territory and Aleska "The Great Land".

2020 WBCCI National Caravans

For the most current information, go to airstreamclub.org/caravans

It's a New York (State) State of Mind 8/10-9/4

Start: Grand Island, NY Stop: Croton on Hudson, NY

This is a caravan for the independent traveler – there will be many planned activities but also ample free time to explore your individual interests as we travel through the “Empire State.”

SouthWest Adventure 8/18-10/6

Start: Albuquerque, NM Stop: Albuquerque, NM

We will visit the four corners region of Colorado, Utah, New Mexico and Arizona exploring sites other tourists may not see ending with the Albuquerque Balloon Fiesta.

Watch It Made in America 9/8-10/12

Start: Jackson Center, OH Stop: Milwaukee, WI

Discover how some well-known products are manufactured starting at the Airstream factory.

Ores, Shores, Waters, and Lights – East 9/12-9/27

Start: Manistique, MI Stop: St. Ignace, MI

See the absolute best of the eastern end of Michigan's Upper Peninsula in just 15 days and 5 stops including a day on Mackinaw Island and lunch at the Grand Hotel.

Highway 61 Revisited 9/12-10/12

Start: Duluth, MN Stop: New Orleans, LA

Inspired by Bob Dylan's album “Highway 61 Revisited”, we travel to southern places known for their musical heritage.

Kentucky Bourbon & Beyond mid Sept-mid Oct

Start: Bowling Green, KY Stop: Frankfort, KY

Experience the wonders of bourbon and the beauty of central Kentucky. You will leave with a more refined bourbon palate, ready for more tasting opportunities.

Sho-Me the Ozarks 9/2-10/25

Start: Mountain View, AR Stop: Van Buren, MO

The region of America known as “The Ozarks” is a cultural and geographically distinct area centered in northern Arkansas and southern Missouri. Beginning in the Ozarks Folk Center, you will travel through time and place with sights, events, and food not to be missed.

Northern Lights and Polar Bears 9/14-10/12

Start: International Peace Garden MB/ND
Stop: Winnipeg, MB

Tour Manitoba starting at the International Peace Garden including a six-day tour to and from Churchill on Hudson Bay. Spend two days and a night on the tundra viewing polar bears and the Northern Lights.

Gone to Texas est 9/24-10/27

Start: Amarillo, TX Stop: Kerrville, TX

The letters GTT were familiar in the United States during the early 1800's. They meant “Gone To Texas”. Come with us and see why it was the place to be.

Southeast Coast 10/6-11/7

Start: Bethany Beach, DE Stop: Jekyll Island, GA

If you love seafood and want to explore the historic southeast coast of the country, come along with us and immerse yourself in some of the culture and traditions of the Old South.

**WBCCI / The Airstream Club International
National Caravan Application
(Please print clearly)**

Date of Application: _____ Caravan # _____ Caravan Name _____

WBCC# _____ # of Adults _____ # of Children _____ # of Pets _____

Last Name: _____ First Name: _____ Spouse/Partner: _____

Summer Address: _____

Winter Address (if applicable): _____

Phone #1: _____ Phone #2: _____ Email _____

Type of Airstream: Trailer Motorhome Interstate/B-Van Length of Rig: _____

Ham # (if applicable): _____ Handicapped: Y / N

Amount Enclosed: (US\$) _____ Check # _____

**Make checks payable to: (Caravan Leader's Name) WBCCI Caravan (Caravan Name)
Example: Roy Rogers WBCCI Caravan Travels with Trigger**

Mail to the Caravan Leader

**LAKE HAVASU RALLY "SPRING BREAK FOR GROWNUPS"
Lake Havasu State Park
699 London Bridge Rd, Lake Havasu City, Arizona
7-day Rally: March 2 - 9, 2020
4-day Rally: March 5 - 9, 2020**

Enjoy water sports, dining, golf, hiking, fishing, off-roading, shopping, gaming, car shows, and Bluegrass with Arizona Airstream Club and Airstream of Scottsdale.

Activity Highlights:

- Monday, host dinner
- Tuesday, Tour London Bridge and the Museum of History
- Wednesday, Pontoon boat regatta and picnic
- Thursday, Airstream Golf Tournament at Bridgewater Links and host dinner
- Friday, Lake front patio happy hour and dinner by the Bridge
- Weekend, 18th annual Blue Grass on the Beach

\$109 Fee for 4-day Airstream-exclusive dry, paved campsites, near restrooms with showers

4-day Dry Campsites, Festival Tickets, Rally Fees and Activities - <https://form.jotform.com/aactreasurer/lakehavasurally-2020-registration>

(\$25 per day early check-in payable at park without reservation)

7-day campsite with electric and water \$258 (\$299 waterfront)

7-day Campsites with hookups and Festival Tickets - <https://bluegrassonthbeach.com/wp-content/uploads/2018/06/Early-Bird-Ticket-Form-2019-1.pdf>

Call 209-480-4693 October 1st between 7:01 am and 8:00 AM Pacific to get in the call-back queue.

7-day or 4-day rally fees are \$32 or \$21. Music festival passes are \$65 per adult. Activity costs vary.

Additional Details - <https://arizona.airstreamclub.net/files/2019/09/Lake-Havasu-Rally-Promotional-Flyer-2Rev-1.pdf>

If you have pictures depicting WBCCI caravans and rallies, please share them with us. These pictures may be used for promotional material, the Membership Directory, "Blue Beret" cover, or published in "Club Scenes". Pictures should be of club events. When choosing a photo, consider the potential member and what would entice him/her to join the club. Please include a description of the picture, member names, specific club events, dates, etc. and send to blueberet@airstreamclub.org or WBCCI, PO Box 612, Jackson Center, OH 45334. NOTE: Original photos or .jpg file formats are preferred.



Sunrise at Lake Cachuma County Park, near Santa Barbara, CA - submitted by Bob Vasser, #26071



Region 3 Rally, Marion, NC - submitted by Lew Brodsky, #2585



Memorial Day/Buddy Rally at Top of Georgia Airstream Park, Helen, GA - submitted by Maria & Bill Harris, #19562



Sunrise at Region 12 Rally, Jackson, CA - submitted by John Holly, #1045



Penn Wood Airstream Park - Spring is here! - submitted by Mike Flesch, #6513



Michigan Airstream Club members & guests on winery tour at Summer Blitz Rally, Traverse City, MI - submitted by Karen Fisher, #248

Specializing in RV Insurance for **40 Years!**



Get your **RV insurance quote today** and ask us about the WBCCI club discount!



FCIS Insurance is now a proud Ambassador Partner of the Wally Byam Airstream Club!

Call Us at 800.331.1520 or Visit Our Website rvadvantage.com



READY FOR SOME FALL COLORS?

Come see our impressive inventory and indoor showroom, then experience some of the best camping in the Southwest with the Grand Canyon, Saguaro National Park and Antelope Canyon, all in our back yard!

15000 N Hayden Rd, Scottsdale AZ
airstreamofscottsdale.com
480.467.3737



SALES SERVICE PARTS

FIVE RIVET

DEALER