



# Region 4 WBAC



March 2020

[region4.airstreamclub.net](http://region4.airstreamclub.net)

Spring Issue

## Region 4 Officers

President Karen Fisher  
[fisherkjan23@sbcglobal.net](mailto:fisherkjan23@sbcglobal.net)  
 (248) 672-0353

1st Vice President Brad Briggs  
[bfbiggs57@yahoo.com](mailto:bfbiggs57@yahoo.com)  
 (614) 207-1241

2nd Vice President Fred Kiehl  
[fred@kiehlbuilding.com](mailto:fred@kiehlbuilding.com)  
 (330) 697-0463

Corresponding and Recording Secretary Mark Kennedy  
[mrkennedy6@yahoo.com](mailto:mrkennedy6@yahoo.com)  
 (937) 609-9415

Treasurer Steve Rhodes  
[onerhodes15@gmail.com](mailto:onerhodes15@gmail.com)  
 (567) 303-9644



## Region 4 Chairpersons

Membership Brad Briggs  
[bfbiggs57@yahoo.com](mailto:bfbiggs57@yahoo.com)  
 (614) 207-1241

Community Service Dan & Dawn Bihary  
[dan@bihary.com](mailto:dan@bihary.com)  
 (440) 453-9782

BB Contributing Editor Cindy Conant  
[conantfarm@gmail.com](mailto:conantfarm@gmail.com)  
 (517) 783-2175

Webmaster Velina Durbin  
[velina@durbin.com](mailto:velina@durbin.com)  
 (513) 703-0990

Newsletter Editor Jane Briggs  
[jebriggs80@yahoo.com](mailto:jebriggs80@yahoo.com)  
 (614) 679-6936

## Inside this Newsletter

From your Region Officers.....	1-4
Region 4 Needs You .....	2
Community Service .....	5
In memoriam.....	6
Save your Pull Tabs!.....	6
Member Alert.....	6
New Local Club Names.....	7
International.....	7
Where we are going .....	9
Recipes.....	11
Tips and Tricks .....	12
From the Newsletter Editor.....	16
Region 4 Rally Info. and Reg .....	17

## President's Corner

Greetings from Sunny Florida!

I am blessed! I have my faith, a wonderful husband, a family - 2 great children (a girl and a boy) and 3 grandchildren - and my extended family and friends through the Airstream Club. I have the opportunity and means to travel and see all the beauty of this country and to meet new people. I am well and truly blessed.

So, with all those blessings, how can I give back? I choose to give to my church, mostly monetarily now since we travel so much, but for many years I served at various volunteer positions in the church. I do some other volunteer work, but I now volunteer most of my time with the Airstream Club at the local club, Region, and even International Club level. I also support any community service projects highlighted at rallies that I attend.

I feel it is important to give back. One of my goals as Region President is to highlight a specific community service project for Region 4 and encourage all our members to give back as well.

(Continued on the next page)

I encourage you to give back to your local club by offering to help at a rally, by hosting a rally, or even to run for an office. You can help at the Region level by helping with our Region Rally either as a chair of a committee or by volunteering to be part of a committee. You can serve as a Region officer or as a Region Chair of one of our standing committees. Many of you already do one or more of these things. I commend and thank you for your time and efforts as you help support our Airstream lifestyle.

In discussion with the Region Officers, we have chosen a community service project that we hope all our region members can support. Wally's Christmas Tree Farm at Santa's Hide-Away Hollow in Ohio was our choice. Our efforts, both monetary and physical, help provide a positive experience to families with terminally ill children. You should have received an email, or correspondence from your local club, recently about this project and what you can do to help. There is also information in this newsletter and on our website (<https://region4.airstreamclub.net/>). Please consider adding the work rally planned at Santa's Hide-Away Hollow part of your plans this spring and/or making a monetary donation to this worthy cause.

I am also asking all the local clubs to consider highlighting Santa's Hide-Away Hollow as the community service project at one of their rallies this year. If you are willing to do this, please contact our Community Service Chair, Dan Bihary, so we can keep track of what we, as a Region, are doing.

As I write this letter, there are storms and forecasts of storms throughout our Region. One more blessing for me and many of our members is the ability to winter in Florida. But no matter where we are, we are all starting to think of spring, of getting that Airstream out of storage, and preparing it for the coming camping season. I look forward to seeing many of you as you travel this summer.

Please feel free to contact me if you have any questions or concerns regarding your local club, our Region or the International Club.

Blessings to you and your family,



Karen Fisher  
President – Region 4



## WBAC Region 4 Needs You

### Region 4 Rally attendees!

In the next month or two, the Region 4 Officers may be contacting you to chair a committee. Please seriously consider this request.

If you are not a Chair, please consider helping on one of the committees. Many hands make light work!

## From the First Vice President

### Part I: 2022 Region 4 Rally - Your Ideas are Needed

In the 2019 Holiday Issue of the Region 4 Newsletter, I introduced my intentions of having a Main Street rally for the 2022 Region 4 (R4) Rally. The 2022 R4 Rally will be in Ohio. It will be in Ohio because your current Region 4 Officers have agreed to rotate the R4 Rallies among the states in the Region. As you know, the 2020 R4 Rally is in Adrian MI; 2021 will be in Fayetteville, WV, which means that the future R4 Rallies will be 2022 OH, 2023 MI, 2024 WV, and 2025 OH. Beyond 2025 will be at the discretion of future Region 4 Officers.

I have talked with a few other Airstream Club International (ACI) members who have used their state's Main Street America office to help locate a town to host their Main Street Rally. The Main Street America Center has as its mission to lead "...a movement committed to strengthening communities through preservation-based economic development in older and historic downtowns and neighborhood commercial districts." At the heart of a Main Street Rally is giving back to the host community.

To start the process of locating a venue, I am asking for your help for the 2022 and 2023 Region 4 Main Street Rallies. I am concentrating first on the 2022 Rally location, but I would like for our members in Michigan and those familiar with Michigan to begin thinking about a 2023 Main Street Rally location in Michigan.

In preparing to work with the Ohio Main Street America office, I created a Request for Proposal (RFP) outlining what a Main Street Rally is, what an ideal location might look like, and what commitments are needed from the community and ACI Region 4. See RFP titled [Request for Proposal, Airstream Club International, 2022 Region 4 Main Street Rally](#) for details.



Some folks have already given me their ideas which I appreciate. However, I would like you to resubmit your ideas, via email, to me again after reviewing the RFP reference above. I look forward to hearing your ideas, afresh.

### Part II: Brad's Spring Project #3080

On another note, I have been inspired by other Region 4 members who have completed major work on their own Airstreams. I spent about four weeks, starting in late January, gutting our Airstream to remodel the interior.

This project started with a desire to remove the carpet that came with the Airstream and replace it with a more camping friendly floor covering now used in models today. To do this job properly, all the furniture and cabinets needed to be removed. Our model also had the padded vinyl ceiling that was beginning to deteriorate—replacing the ceiling covering required removing the partition walls and the shower.

So, as one thing leads to another, we prefer the twin bed arrangement to the RV sized queen, so I might as well make twin beds while I am at it. In addition, while writing this article, our Airstream is at the Factory Service Center, getting a new finished aluminum ceiling, a second AC unit, and a few other items. Starting the end of February, when we get the Airstream back, I will be upgrading the 30-amp service to 50-amp, installing new hall liner ("mouse fur"), vinyl flooring,



partition walls, refinished cabinets, creating the twin beds and reconfiguring the rear overhead locker. Wish me luck!

Safe travels,

Brad Briggs  
1<sup>st</sup> Vice President, Region 4

## From the Second Vice President

### Can you tell I am officially retired?

We made it through the holidays, spent a month in Florida with the trailer, and now back home in the cold/not so cold. 2020 is going to be a busy year for us. We've signed up for the Wally's Christmas Tree Farm Project Rally in April (needed an excuse to get the trailer out early), then to our unit rally in Logan, OH (Urban Air Wake Up Downtown). Next is the Region Rally in Adrian, MI, 13-17 May (Hope to see you there). The first week of June, we are co-hosting a unit rally then onto Michigan for the start of the Caravan to Loveland, CO (again hope to see you there). After the International Rally, we have several days to get to Dawson Creek, Canada, for the start of the North to Alaska Caravan (two months).

The next stop is the Salt Flats in Utah, where my brother Jim will run his '32 Ford race car trying to beat his best speed of 136 MPH. We get home in time to head to Sugar Creek, Ohio, for the Swiss Festival National Rally, then home to spend some time with our six pets that by now have written us out of their wills.

My plan has always been to try a little bit of everything then zero in on what we like. So far, we have enjoyed it ALL to include skipping across Florida to stop in on our Airstream friends. We, like most of you, joined the club to travel and have FUN. As an officer of this organization, it's my job to keep things interesting and FUN, but I (we) need your help. Whether it's a Unit, Region, National, International Rally, or a Caravan, let the leadership know what makes it FUN for YOU.

See you down the road!

Fred Kiehl  
2<sup>nd</sup> Vice President, Region 4



## REGION 4

### Community Service

#### Chairs, Dan and Dawn Bihary

One of the benefits of belonging to any organization like Airstream Club International, Region 4, is the comradery of working together on a service project. This year, we are focusing our attentions at Santa's Hide-A-Way Hollow by creating a place called Wally's Christmas Tree Farm. An all-Region 4 Member email was sent out mid-February with full details. Here are some of the highlights.



Santa's Hide-A-Way Hollow (<http://www.santashideawayhollow.com/>) is a non-profit organization founded in 1981 that is dedicated to working with seriously and terminally ill children and their families to provide comfort and support throughout the final stages of the child's illness. Our goal is to refurbish an Airstream that will be located in a part of the Hollow called Wally's Christmas Tree Farm. There are two ways you can help.

First, most urgently, today, we are appealing for your financial help. To complete our community service project, we need proper funding. The preliminary budget for this project was \$12,000. In the beginning, we agreed to split the costs 50/50 with Santa! Following a more detailed review of our program, a goal of \$6,500 has been set to complete our share of this project.

Second, your time and effort can help make this project a reality. Regardless of ability or skill level, your time is important. The Service Project Rally Date is April 16-19, 2020, and will be held at Santa's Hide-A-Way Hollow. We are looking for a "Rally Leader" if you are called to help in this capacity. **Please contact us ASAP if you will be attending!** You may also use our on-line registration form available at <https://www.wallystreefarm.com> under the "Project Rally" tab.

Santa's Hide-A-Way is a very special place. Anyone who visits receives a spirit of encouragement. Although not everyone gets to see this special place, trust us; you don't want to miss this opportunity to experience the true spirit of goodness and love that flows throughout every inch of this place.

For up to date information and more detail on the budget, please visit our Project Website at <http://www.wallystreefarm.com>. Friend us on Facebook at "Wally's Tree Farm" for group communications.

Our contact information is Dan & Dawn Bihary, WBCCI 24260, (400) 453-9782. Please leave a voicemail, and I normally can call right back. Email is best at [dan@bihary.com](mailto:dan@bihary.com).



## Region 4 in Memoriam

Region 4 lost a very active and dedicated member, Janet Kendig, who passed away on February 7, 2020. For many years, Janet was very active in the Airstream Club International, serving Region 4 as Recording Secretary from August 1999 through June 2007 and then again from September 2009 through May 2017. Her local club was the Cincinnati Ohio Airstream Club, where she served as Secretary from September 1996 through October 1999 and again from September 2000 through September 2009. She also served as her local club's President from September 2007 through September 2008. For more about Janet's life, visit <https://www.morris-sons.com/obituary/Janet-Kendig>. Our deepest sympathy goes out to Janet's husband, Donald, and her family.



Karen Fisher's father, Richard Fisher, passed away on February 11, 2020. We know you will join the Region 4 Executive Committee in extending our most sincere condolences and offer Karen, Wally, and her family our thoughts and prayers during this sad time. Mr. Fisher's life is remembered at <https://www.stephenson-wyman.com/obituaries/Richard-Fisher-16/#!/Obituary>

## Region 4 Members: Save Your Pull Tabs!



Next time you see Wally Kimmel, give him your aluminum pop can pull tabs. In case you think he might elude you, give them to someone in your local club who can chase him down.

Wally has been tasked to turn them in at the 2020 International Rally in Loveland for the supported charity. Thanks, Wally, for your willingness to help out!

## Region 4 Members: Please Be Aware!



Presidents, Treasurers, and Local Club Officers--various Region officers received scam emails, supposedly from me as Region President, asking them to purchase gift cards, send money, etc. Even though the emails stated that I was busy or could not be reached, the officers reached out anyway to let me know what was going on. In response, we have instituted a policy at the Region level that no officer will spend money based on just an email. We must also talk as well.



## Region 4 Local Club Name Changes

Congratulations to the following local clubs. Their new name changes were approved in the last year by the International Board of Trustees.

- Akron Ohio Unit is now **Akron Ohio Airstream Club**
- Columbus Ohio Unit is now **Heart of Ohio Airstream Club**
- Mahoning Valley Ohio Unit is now **Ohio Lake to River Airstream Club**
- Miami Valley Unit of Ohio is now **Miami Valley Airstream Club**

If your local club is interested in changing its name, please contact one of your region officers for assistance and guidance through the process.


## INTERNATIONAL

### Are you getting ready for the 2020 International Rally in Loveland, CO?

If you have not seen this already, you may find the official website helpful.

<https://loveland.airstreamclub.net/schedule/>

Follow Your Wanderlust!



## News from the Mid-Winter IBT

**By: Karen Fisher, Region 4 President**

### Choice of Logos for Use by Local Clubs

At the International Board of Trustees meeting held in January in Las Vegas, a motion was presented and approved allowing Local Clubs, Regions, and the International Club to use one of three logos on badges, flags, and their communications.

New members will be allowed to select which logo they want on their name badge when they sign up for membership. Headquarters is working to offer new name badges to current members (you will need to purchase them) with your choice of logos as well. Stay posted for information on when and how to order a new name badge if you are interested.

(Continued on the next page)

The new logos can be incorporated into local club badges, local club flags, and letterhead on newsletters or stationery. Remember that the IBT must approve new or revised local club badges and flags before use. Contact one of your region officers for assistance with the approval process.

### Approved logos are:



Heritage Wally Byam Caravan Club International (WBCCI) Logo

This logo was one of the original WBCCI logos highlighting founder Wally Byam and the signature caravans available through the Club. This logo was first introduced in the 1950s and used as the primary Club logo through the early 2000s. This logo is often used by owners of vintage airstreams and members with strong caravan interests.



Wally Byam Airstream Club (WBAC) logo

This logo was based on the Heritage WBCCI logo but added "Airstream" in the design. It was introduced in the early 2000s and used as the primary Club logo for several years. Members of WBCCI who joined after mid-2000 were issued this logo on their name badges, club materials, and trailer decals.



Airstream Club International (ACI) logo

This new logo was developed as part of the WBCCI rebranding project in 2019. The goal of the redesign was to modernize all elements of the Club communications material, including website, logos, membership material, etc. After early 2020, members of WBCCI have the ACI logo as one of their choices on their name badges, club merchandise, and trailer decals.

## From the Mid-Winter IBT minutes

### By: Brad Briggs, Region 4 First Vice President

Work continues on budget and on time for the new database that will be used by the WBCCI/WBAC/ACI. Headquarters in Jackson Center. As stated in a previous Region 4 Newsletter, the database will do several things; 1) help HQ run and assist members more efficiently, 2) add much-needed functionality to the new and still evolving Airstream Club International Website, and 3) track historical information.

The database has progressed to the point where we can now search for activities by Date Range, Event Type, State, and Clubs on the ACI Website. Go to page: <https://airstreamclub.org/events> - now all we have to do is keep the data current. 😊



## SPOTLIGHT: WHERE WE ARE GOING

### New Name for Mahoning Valley Ohio Unit

**By: Dave Brett, President**

#### Ohio Lake to River Airstream Club

The former Mahoning Valley Ohio Unit has a new name! MVOU has become the new Ohio Lake to River Airstream Club. The new name, approved at the recent Mid-Winter IBT, was chosen to reflect the changing nature of our membership. The club was once primarily made up of members in the Youngstown/Warren area, but now has membership in Ashtabula, Trumbull, Mahoning, Columbiana, Jefferson, and Muskingum Counties, roughly creating a corridor between Lake Erie and the Ohio River.



Residents in our area of Ohio are used to the Lake to River designation. In 1973, I-11, the major North-South highway in our area, was designated by the state as the Lake to River Highway. Ohio has also designated a bikeway it is constructing in our area as the Lake to River Greenway, beginning at Lake Erie and traveling to the Ohio River near East Liverpool in Columbiana County. Community organizations have also adopted the name, so we have had a Lake to River council of the Girl Scouts and a Lake to River Chapter of the Red Cross. And now a Lake to River Airstream Club.

Besides the geographic consideration, the club also felt we needed to get on board with recent trends in WBAC, particularly the effort to make our groups more inviting to future members. Making the change in the name may be a small thing, but we think it helps us focus our thinking for the future. MVOU, originally chartered in 1964, has been proud to represent our area of Ohio for those 56 years and are now looking forward to continuing as O-LTRAC.

### Kentucky Bourbon and Beyond National Caravan 2020

**By: John Becker, Caravan Co-leader**

#### Kentucky Bourbon and Beyond!

Hi, I am the caravan chair for Region 3 and a co-leader on the Kentucky Bourbon and Beyond National Caravan. I am writing to the regional caravan chairs (or Regional Corresponding Secretaries) near Region 3 because we have space available on this caravan. Many members have asked for more short caravans, so we have reduced the caravan this year to two weeks so people who are working can participate. I have attached a flyer with a description and a QR code that leads to more detailed information on the WBAC website. We had

a fantastic time in 2019, and do a lot more than visit distilleries, including a day at Churchill Downs for a tour of the museum and races, an evening on the Kentucky Dinner Train, a riverboat ride, and a visit to a cooperage.



On the Kentucky Bourbon and Beyond National Caravan, you will experience the wonders of bourbon and the beauty of central Kentucky.

We begin our journey in Lexington, where we'll stay at the Kentucky Horse Park, attend Woodsong's "Old Time Radio Hour," visit Pepper, Wild Turkey, and Woodford Reserve distilleries and tour the Toyota factory.

STOP 2: In Bardstown, the Kentucky Bourbon Festival has a full range of events. We'll visit the Cooperage, Lux, and Limestone distilleries with options for you to visit other area distilleries on your own. We have planned two special events; My Old Kentucky Dinner Train and a special festival event at Wickland, Home of Three Governors. The special festival event is a private festival event featuring cozy bonfires, bonded bourbons, buffet dinner, history, and music. Bardstown has many fine shops, historic homes, and museums for your enjoyment. You will leave with a more refined bourbon palate.

STOP 3: In the Louisville area, we'll tour Jim Beam. A motorcoach will take us to downtown Louisville where we'll tour Old Forester, Evan Williams, and have time to explore the Urban Bourbon Trail, shops & museums. We'll tour the Kentucky Derby Museum with a walking tour of Churchill Downs and enjoy a buffet and races. Also, we'll have caravan gatherings at the campgrounds.

We look forward to you joining us!



## RECIPES FOR THE ROAD

Taken from <https://www.tasteofhome.com/collection/5-ingredient-recipes/>

With the advent of Jamie Oliver's popular 5 Ingredients or Less cookbook, it reminded me of the importance of packing light when it comes to meal ingredients, too. This issue's recipes are not only healthy but also five ingredients or less. That way, you and I both have more room to pack essentials, like....shoes! Enjoy!

### Baked Buffalo Chicken

**TOTAL TIME:** Prep: 20 min. + marinating Bake: 25 min. YIELD: 4 servings.

#### Ingredients

- 3/4 cup Buffalo wing sauce, divided
- 4 boneless skinless chicken breast halves (6 ounces each)
- 3/4 cup all-purpose flour
- 3/4 teaspoon dried tarragon
- 1/2 teaspoon pepper
- 1-1/4 cups panko bread crumbs



#### Directions

1. Pour 1/3 cup wing sauce into a shallow dish. Add chicken breasts and turn to coat. Let stand 15 minutes or refrigerate, covered, up to 24 hours.
2. Preheat oven to 400°. Drain chicken, discarding marinade. In a shallow bowl, mix flour, tarragon, and pepper. Place bread crumbs and remaining wing sauce in separate shallow bowls. Dip chicken in flour mixture to coat all sides; shake off excess. Dip in wing sauce, then in bread crumbs, patting to help coating adhere.
3. Place chicken on a rack in a 15x10x1-in. Baking pan. Bake 25-30 minutes or until a thermometer reads 165°.

---

### Strawberry Feta Tossed Salad

**TOTAL TIME:** 10 min. - Makes 6 servings

#### Ingredients

- 6 cups torn mixed salad greens
- 2 cups fresh strawberries, sliced
- 1 package (4 ounces) crumbled feta cheese
- 1/4 cup sunflower kernels
- Balsamic vinaigrette



#### Directions

- Place the first four ingredients in a large bowl. To serve, drizzle with vinaigrette; toss to combine.



## Region 4 Member Tips & Tricks

### Airstream Improvements

From Gary Flint, Northern Ohio Virtual Airstream Unit

#### Let's get connected

Happy 2020 Region 4 members! I hope your holidays were bright and your travels safe. Here is another installment of my Airstream upgrades. As you may recall, after my month-long December 2018 trip through Florida, I learned many things about the extended mobile experience. In the December 2019 Newsletter, I wrote about my enhancements to cope with comfort in cold climates and managing humidity. In this installment, I am sharing the wireless connectivity upgrades I installed.


During the December 2018 trip, I encountered some rather extreme unexpected weather. I was camping in some beautiful remote locations; however, cell reception ranged from poor to unusable. It became quickly apparent I needed to try and resolve this issue for my safety and security. I felt it was necessary to stay abreast of weather developments and keep in touch with family and loved ones.

To help accomplish this, I pursued two parallel paths: 1.) Improve the reception of my cell phone inside the trailer, and 2.) Provide an internal WIFI router to connect all the technology we have grown accustomed to in the Airstream.

#### Step 1: Cell Signal Reception Inside the Airstream

I had a WeBoost External antenna, pictured on the right, installed on the rear of Airstream by the Factory Service Center. We elected to mount the antenna bracket on the frame of the solar panel. The solar panel provided a relatively rigid mounting surface and did not require attaching a bracket to the roof skin. The antenna feed was routed through a hole in the roof skin and then sealed.

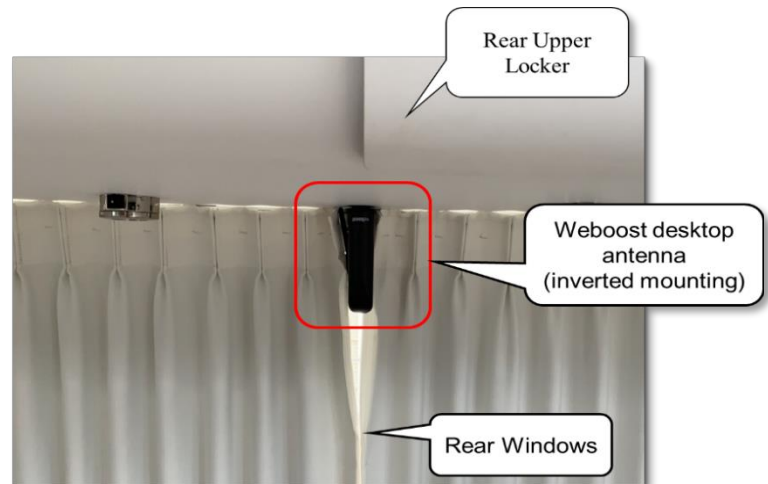
The antenna wire was routed into the rear locker, where the WeBoost Amplifier, pictured below, was attached. The amplifier is powered by a 12v power source that was already available inside the locker.



(Continued on the next page)



The remote internal antenna, pictured on the right in the red outline, was attached to the underside of the upper rear locker in the 27FB Airstream. This provided a location close where the cell phone would be used at the rear lounge/dining table.



## Step 2: Dedicated Cell Modem and Internal Router


The next component I pursued was Airstream Connected. I purchased the hardware from Airstream and installed the components myself. I chose to do this since I did not agree with the path the instructions stipulated. The location the instructions suggested was in the front of the trailer. The logic for this location was to reach to the tow vehicle so that you could use the WIFI inside your vehicle when driving. In my case, this was not necessary since I already had a tow vehicle with its cell modem and internal WIFI (GMC factory system). The truck on-board cell system is 3-watts – which is much more powerful than the typical 0.25-watt receiver that is found in most cell phones. When driving, this is a much more powerful and reliable communication tool.

I, therefore, choose to locate the Airstream Connected modem in a more accessible location in the cabinet above the refrigerator. This allowed the antenna feed to be routed through the refrigerator vent without piercing holes in the roof skin. I mounted the Ponyting external MiMo antenna on top of the AC cover. This proved an easy location near the refrigerator vents, a 360-degree unobstructed view of the sky, was away from any other antennas (which could cause interference), and again alleviated the need for cutting through the roof skin.



Since this purchase, AT&T has announced they are not continuing the Airstream unlimited data plan. With the help of Airstream Customer Service, I was able to extend my plan for an additional 12 months.

(Continued on the next page)



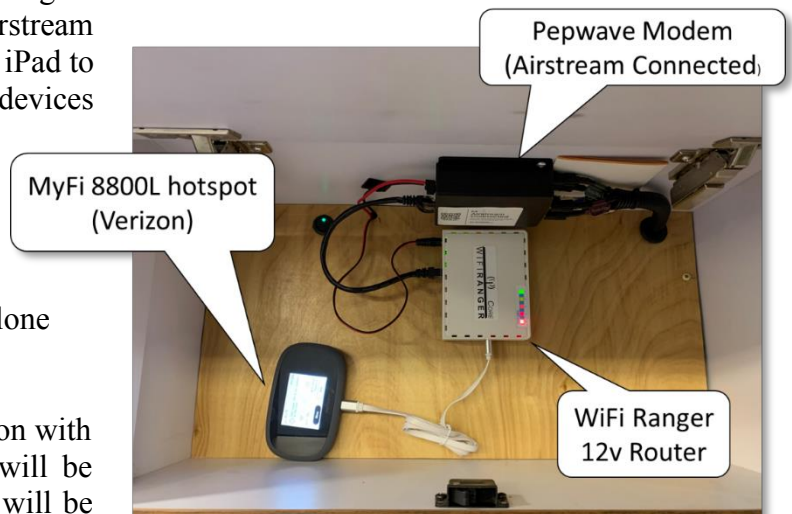

The Pepwave modem Airstream used in the Airstream Connected system is a solid piece of hardware that supports 2 SIM cards. If you want to deploy a similar system, all the hardware is readily available and can be supported using your own SIM card. (Editor's note: WiFiRanger™ now offers a system similar to Airstream Connected.)

In the bottom picture is the view of the final installation in the cabinet above the refrigerator. To provide a more capable internal router, I added a WiFi Ranger Core router. The router is connected to the Pepwave modem by an ethernet cable. The router also provides a path to connect a mobile hotspot. In my case, I chose the Inseego Jetpack MiFi 8800L. This method allows a consistent WiFi signal to connect all the internal devices in the Airstream, which includes an Apple TV, Smart DVD Player, RV Wisper monitor system (perhaps the RV Wisper monitor system is the subject of a future article).

Further, if you are traveling and able to find a WiFi signal at a campground that is remotely useable, Airstream Connected can be configured using your laptop or iPad to login to the campground system. All your internal devices are connected to the WiFi Ranger router and can connect behind your router in your internal network. I have never found any campground WiFi signal usable for even the simplest tasks (e-mail). This is the primary reason I invested in this onboard system to provide a more reliable standalone solution.

An 8800L hot spot is a unit purchased from Verizon with the now grandfathered unlimited data plan. It will be interesting to see if this plan has a future or if it will be dropped similar to AT&T's tactics.

(Continued on the next page)



## Reference list of hardware illustrated in this article

Weboost Cell Booster:

<https://www.weboost.com/products/drive-x-rv>

WeBoost Internal Desktop Indoor Antenna

<https://www.weboost.com/products/301211>

Peplink Cell Modem (supplier for Airstream Connected):

<https://www.peplink.com/products/max-cellular-router/single-cellular/#br1mini>

WiFi Ranger Core Indoor Router:

<https://wifiranger.com/shop/product/126-core?search=core>

Poynting External MiMo Cell Antenna:

<https://poynting.tech/product/mimo-3/>

There are other options introduced since I installed the Airstream Connected system. WiFi Ranger has a new product they are marketing: Converge. The performance is not as good as other options. However, it is an integrated system some may find less intimidating to install. WiFi ranger also has a very good reputation for customer support.

<https://wifiranger.com/shop>

The following is a video describing the WiFi Ranger Converge:

<https://www.youtube.com/watch?v=JkYwU37eG7M>

For reference, the following is a video regarding the Airstream Connected Plan when it was announced. The hardware is referenced in this video:

<https://www.youtube.com/watch?v=zHXBB9v34e0>

Verizon MiFi 8800L Jetpack Video Introduction:

<https://www.youtube.com/watch?v=HVrVgXUnDAM>

### Acknowledgments:

I want to thank Chris and Cherrie of the Mobile Internet Resource Center for providing a wealth of knowledge and research on mobile-connected devices.

I also would like to thank Corey Rex from Airstream Customer Service for his excellent assistance in obtaining AT&T service on my Airstream Connected. He can be reached at Airstream Customer Service at 937-596-6111.

## CALLING Region 4 Members For Tips & Tricks



As a Region 4 member, no doubt you have worked your way around many issues, challenges, and storage problems while traveling in your Airstream. This section of the newsletter is dedicated to sharing among members tips and tricks for making our Airstreams work better for us! Please send any and all tips and tricks (no matter how trivial you think they are) to Jane Briggs ([jebriggs80@yahoo.com](mailto:jebriggs80@yahoo.com)), for use in future newsletter editions.

Please help make this newsletter interesting  
for all by submitting ideas and articles.

---

*2020 Newsletter Deadlines and Publication Dates*

Issue	Article Deadline	Publication Date
<i>Summer</i>	<i>6-1-20</i>	<i>6-15-20</i>
<i>Fall</i>	<i>9-1-20</i>	<i>9-15-20</i>
<i>Holiday</i>	<i>11-15-20</i>	<i>12-1-20</i>

---




---

FROM YOUR NEWSLETTER EDITOR

*This newsletter is for YOU, the Region 4 Member!*

*Feel free to submit information of interest to our members!*

Newsletter issues typically include the following:

Spotlight: Where We Have Been (Unit Rally or Caravan  
already taken)

Spotlight: Where We are Heading (upcoming Unit Rally or  
Caravan)

Healthy Airstream Cooking Recipes

Region 4 Member Tips & Tricks

Officer Articles

Announcements

Jane Briggs, Region 4 Newsletter Editor  
([jebriggs80@yahoo.com](mailto:jebriggs80@yahoo.com))

---





# Join us for the 44th Annual Region 4 Rally

## May 13-17, 2020

### Lenawee County Fair & Event Center—Adrian, MI



### Entertainment

#### Earth Angels

Buckle in, cruise back in time, and experience the magic of the '50s and '60s recreated by the Earth Angels. Experience a high energy, fast moving show bringing to life the great music and legendary performers of the '50s and '60s.

A performing arts group formed in 1986, the group is made up of young adults from Southeastern Michigan who range in age from 8 – 18 years old.



#### Motown Eagles

Crafting every musical detail with a new precision and amazing voices (there is no pre-recorded trickery), Motown Eagles celebrate an era of this powerhouse rock band with hits spanning four decades.



### Activities

Catered Meals

Door Prizes

Entertainment

Hobby/Craft Show

Flea Market

Seminars

Tours

### Attractions/Tours

Local Wineries

Local Craft Beer Breweries

Croswell Opera House

Historic Brick Walker Tavern

Hudson Museum

Lenawee County Historical Museum

Michigan International Speedway

# Join us for the 44th Annual Region 4 Rally

## May 13-17, 2020

### Lenawee County Fair & Event Center—Adrian, MI

# Peace, Love, & Airstream



#### Rally Fee includes:

- \* 4 Nights Camping
- \* Water/Electric Hookups, Dump Station
- \* 3 Catered Meals
- \* Morning Hospitality (coffee, juice, roll)
- \* Evening Hospitality (snack & beverage)
- \* 2 Nights Entertainment
- \* 60s Fashion Show
- \* And much more...



44th Region 4 Rally  
Registration Coupon  
"Peace, Love, & Airstream"  
May 13-17, 2020



Last Name(s): \_\_\_\_\_ First Name(s): \_\_\_\_\_ WBCCI #: \_\_\_\_\_

Address: \_\_\_\_\_ City: \_\_\_\_\_ State: \_\_\_\_\_ Zip: \_\_\_\_\_

Phone: \_\_\_\_\_ Cell Phone: \_\_\_\_\_ Unit/Club: \_\_\_\_\_

E-mail: \_\_\_\_\_ Type RV: TT MH Length: \_\_\_\_\_ Handicap Parking? Y N

#### Rally Fee

2 Persons \$345

1 Person \$275

Extra Adult/Child \$ 70

# in Party \_\_\_\_\_

Rally Fee .....\$ \_\_\_\_\_

\$70 x .....\$ \_\_\_\_\_

Total .....\$ \_\_\_\_\_

\$50 discount if postmarked on or before January 31, 2020

Discount .....\$ \_\_\_\_\_

Total Enclosed .....\$ \_\_\_\_\_

Make checks payable to: WBCCI Region 4

Mail To: Steve Rhodes, 1121 Bogey Drive, Ontario, OH 44903-6526

**Cancellation Policy:** Refund requests sent to the Region Treasurer in writing (email or snail mail) and postmarked by March 30 will receive a refund less a \$50 administrative fee. Refund requests postmarked on or after April 1 will receive a 50% refund. No refunds after May 1.