



Region 4 WBAC



September 2021

airstreamclub.org/region4

Fall Issue

Region 4 Officers

President Brad Briggs
r04president@wbcci.net
 (248) 672-0353

1st Vice President Fred Kiehl
fred@kiehlbuilding.com
 (330) 697-0463

2nd Vice President Mike Pastva
mustang6147@gmail.com
 (330) 352-0344

Corresponding and Recording Secretary Mark Kennedy
r4secretary@wbcci.net
 (937) 609-9415

Treasurer Elaine Barrick
r04treasurer@wbcci.net
 (513) 477-7102

Region 4 Chairpersons

Membership Linda Smith
04membership@wbcci.net
 (248) 284-3627

Community Service Jamie Kingseed
jkingseed@gmail.com
 (937) 539-3139

BB Contributing Editor Barbara Derian
stella10826@gmail.com
 (248) 425-2417

Webmaster Velina Durbin
velina@durbin.com
 (513) 703-0990

Newsletter Editor Jane Briggs
jebriggs80@yahoo.com
 (614) 679-6936

Inside this Newsletter

From Your Region Officers	1-5
2022 R4 Rally Information	6
Region 4 Needs You	7
Series on Wooster	10
Community Service	11
Save your Pull Tabs!	11
Get to know your Leadership.....	12
International Rally and Updates.....	13
Member Alert.....	14
Tips and Tricks	15
Where We Are Going	17
Where We Have Been.....	18
Recipes.....	19
From the Newsletter Editor.....	21

President's Corner



Hello, Region 4!

Take a look at the panel on the left. Notice all the new names of the people who have stepped up to the different roles in our Region. We are enriched with the enthusiasm and talent these folks bring to their positions. Please give them your support and help when asked by these hard-working volunteers.

Also, look at the email addresses. We have instituted WBCCI email addresses for some of the key positions. By key position, I mean jobs where passing information from one person in that position to the next is very beneficial.

Another thing you will notice as you read through this edition of our newsletter is that the Region 4 Rally information is now located in the Region section of the newsletter instead of at the end.

(Continued on the next page)

Some of you have heard me explain the theme of the 2022 Region 4 Rally in person. Those who have, I hope you will indulge me for the next paragraph or so. The Rally theme is a precursor to a more important message for our Region.

The theme for the 2022 Rally is "Cultivating on the Moove." The word "Cultivating" is honoring the agricultural roots of Wooster, Ohio. Historically, Wooster has been the center of agriculture in Ohio. However, in this sense, I am implying that our Rally is about cultivating relationships. Rally goers will develop relationships with the people of Wooster and among Airstreamers from around our Region and beyond.

The word "Moove" highlights that we are having a Main Street rally, and we are moving our Airstreams to the streets of Wooster. And, writing move as "Moove" allows me to express my punster nature and circle back around to the agriculture implication.

In addition our 2022 Region 4 Rally, there have been some changes at the International level. Decisions were made at the last several IBT meetings to promote a more inclusive behavior. Among these items are to include members who choose not to belong to a Local Club, referred to as Members-at-Large, by expanding voting rights and removing barriers that limited their involvement in various Club activities at all levels.

So, where am I going with this, and what is my hope for Region 4? It is simple: We embrace our differences, are tolerant of one another, and actively listen to each other. These are the fundamentals of any volunteer organization that wants to grow and include all who Airstream.

I want to encourage all members to open their sphere of friends. Remember, I am trying to cultivate friendships in Region 4. In that vein, I am proposing a new tag line: "Region 4--The place where new best friends meet!" It is my hope our tag line will be truer now more than ever.

Safe travels, and I look forward to seeing you down the road,

Brad

Brad Briggs
President, Region 4
BRN 215



From the First Vice President

What is happening?

Hello everyone,

I want to start by talking about a significant change in how we will elect our International Officers starting next year.

Password *



Log in



[Signup Now](#)

[Forgot Password?](#)

WELCOME TO THE MEMBERS-ONLY SECTION

Your user name is the email address HQ has on file. To access your account for the first time, select **FORGOT PASSWORD**. You will receive an email asking you to reset your password.

If HQ does not have the correct email on file, please email assist@airstreamclub.org or call [937-596-5211](tel:937-596-5211) for help getting logged on. Each individual member will have their own login.

HQ has been working on cleaning data records for our members and our work is not done. Prior Club history, Caravan history and Officer history will be the next phase of updates. If you see something in your profile that needs corrected email the information to assist@airstreamclub.org. This is a big task so please be patient.



Voting for International officers and constitutional items will change next year.

Previously your Local Club/Unit leadership voted for you at the delegates meeting at the International Rally each year. A delegates meeting will only be required if there are Constitutional items because the membership will vote directly for International Officers. Because of this focus, the delegates meeting will now be called a Constitutional Delegates Meeting.

Previously each membership had one vote, even though most memberships had two members. NOW, each member will have a vote. Voting will be done online, which means that every member will have to have their own login. (You will still have the option of requesting a paper ballot.)

If you have not logged into the member portal on the website "AirstreamClub.org," you will need to follow the instructions that appear on the login screen to set your password initially. This portion of the website will give you access to information that is NOT available to non-members. You can also make changes to your data without having to contact HQ.

You can register for next year's international rally in Fryeburg, Maine and will be able to renew your membership online, but you must be logged in as the **primary** member.

Now that the business is done, let's get to what this club is all about, FUN & FELLOWSHIP.

(Continued on the next page)



Kathy and I have been busy.

The Region 4 Rally at the Reserve in West Virginia was full of activities, and we got to catch up with friends that we had not seen for a while.

Then it was off to travel Historic Route 66 from St. Louis, MO to Kingman, AZ, and back with my brother Jim and good friend Wes.

Next on the list was the International Rally in Lebanon, TN, where we reunited with friends that we had not seen for a couple of years and made new ones.

We attended several of our Local Club Rallies, and as a member of the International Rally Site Committee, we visited several possible locations for future rallies.

Our next event is on the Salt Flats of Utah, where my brother Jim runs his 1932 Ford race car. This trip will be a family event with my other brother Dennis and his wife Karen joining us this year.

As you can see below, not only am I ready to go, but one of our cats, Twinkles, who has started traveling with us, said she is always ready to go. I hope that you have been able to have some fun this season, which isn't over yet, so there is still time to get out and catch up with fellow travelers or meet new ones.

As a Region 4 Officer, I'm having fun and am thankful for this opportunity. Whether in person or by Zoom with fellow officers, we've made new friends and have done traveling that we would not have otherwise.

See You Down the Road,

Fred Kiehl #2544
Region 4, 1st VP
fred@kiehlbuilding.com
(330) 697-0463



From the Second Vice President

Allow Me to Introduce Myself.

As the new Second VP for Region 4, I want my first newsletter article to be my introduction. I'm happy to be able to support the region as an officer. The Airstream Club has done so much for me over the years and I'm so glad to be able to give back.

In 1997, I joined the Airstream Club or, rather, the Wally Byam Caravan Club International (WBCCI). We were members of the Akron Unit, which is where I'm still a member. I was very young then with a young family. My children were raised in the Airstream world. They experienced a lot of new things and learned a lot at the various rallies. One of our favorite memories was the rally in Pennsylvania, where we went to the Drake Museum and visited Titusville.



I volunteered with the Akron Unit, including being the club president. I've always believed in helping with the organizations to which I belong.

I took a break from owning an Airstream for a few years to focus on getting my children through school and out into the world. Once that was accomplished, I bought another Airstream and renewed my membership.

As for the rest of my life, my girlfriend, Jill McCauslin, has taken to the Airstream way of life with me. She doesn't have a camping history, but she's caught on pretty quickly. She and I just became lifetime members of Airstream Club International.

I live in Kent, Ohio, with my two rescue dogs. I left a long career in the trucking industry to move into working for a commercial property firm. I now deal with fire pumps, elevators, electrical problems, and whatever our tenants throw my way.

Jill and I are having a busy summer. We attended the Region 4 rally in West Virginia, the Mohican Valley Club's Dayton Air Show rally, and several Akron Club rallies. What a great time we are having.

I have some time to go before I can retire and start taking long trips in our Airstream. In the meantime, I enjoy weekend rallies throughout the region. I look forward to getting to know more of you and to get reacquainted with those of you I've already met.

Thanks for letting me serve as an officer for the region. I'm looking forward to the next few years.

Mike Pastva
2nd VP, Region 4
BRN 6931

REGION 4

Region 4 2022 Rally Registration

By Brad Briggs, 2022 R4 Rally Director



Join Us for the 46th Annual ACI Region 4 Rally

—Main Street Style—

May 18-22, 2022

Downtown Wooster, Ohio

Everything you need to know for the 2022 Region 4 Rally and online registration can be found at <https://airstreamclub.org/region4>.

See you on the streets of Wooster!

[\(Printable information with coupon\)](#)

Registration update: One-third (1/3) of the shared electrical on-street parking is filled. Starting January 15, 2022, any Airstream owner may register. Region 4 and WBCCI members have priority until January 14.

Corrections: These updates are to the printed Rally FAQ handed out at the 2021 Region 4 Rally and online information viewed/printed out before August 23, 2021.

1. The link for the Wayne County Fairgrounds was to the wrong state. The correct link is <https://waynecountyfairohio.com/camping-storage>. If you want to reserve a fairground campsite for Wednesday, May 18, 2022, you will need to call (330) 262-8001 or email waynecountyfair@yahoo.com.
2. Registrants must be at the Wayne County Fairgrounds by 9:00 a.m. (not 10 a.m.) Thursday, May 19, 2022, to be staged for downtown parking. Please carefully read the FAQ, especially the section titled: *The Care and Feeding of My Airstream—How will this rally work?* All registrants are highly encouraged to arrive at the Wayne County Fairgrounds the night before on Wednesday, May 18, 2022. In the FAQ, there are details about the options for accommodations Wednesday night. There will be food trucks on the fairgrounds, and the downtown restaurants are a half-mile walk or ride.

Additional FAQ's:

- **What entertainment is included with the rally fee?** On the first night, Thursday, May 19, 2022, there will be a catered meal and indoor entertainment. On the final evening, Saturday, May 21, 2022, a band will perform at the outdoor pavilion in the center of town.
- **Will there be bathroom and shower facilities at the Rally?** No, but I have heard of participants at the Logan on-street rally using restrooms of nearby restaurants. It is not unusual to expect Airstreamers to

boondock for three days in their Airstream. A Main Street Rally assumes you use the bathroom in your Airstream. Boondocking is the kind of RVing Wally Byam initially taught Airstreamers. **Nonetheless**, I know of one couple who may be interested in sharing the cost of a room at the Best Western to "timeshare" a shower. Let Brad know if you are interested, and I will connect you with these members.

The rally fee includes using the dump stations and potable water at the Wayne County Fairgrounds before and after the rally. **See the Tip and Tricks section of this Newsletter for ways to conserve water and extend the time between dumping.**

Be ready Thursday morning with freshwater tanks filled and empty waste tanks to begin Downtown parking.

- **Is the rally open to any Airstream owner?** Like all WBCCI activities, the Region 4 Rally is available to all Club members. Additionally, starting January 15, 2022, any Airstream owner may register for the rally. This later date for others provides Club Members the chance to sign up first.

Please keep your questions coming.

This photograph is from the WBCCI [Silver in the City with Palmetto State](#) Main Street Rally, held in April 2021 in Downtown York, SC.

At the Region 4 Rally in Wooster, tow vehicles will be parked in nearby parking lots. Removing tow vehicles from the street allows more Airstreams at the Rally, and the streets can be closed to vehicular traffic.

The closing of the streets is for safety, camaraderie, and the ability to face the doors and awnings toward the centerline of the road. The whole rally area becomes a pedestrian walkway.



WBAC Region 4 Needs You

Region 4 is looking for fun-loving Airstreamers to sign up for the 2022 Region 4 Rally in Wooster, Ohio, on May 18-22, 2022.


Go to <https://airstreamclub.org/region4/region-4-rally> for details and to register.

Series on Wooster and the Surrounding Area

Part I: Downtown Wooster

Jane Briggs, Editor

In preparation for the Spring 2022 Region 4 Rally in Wooster, Ohio, three articles will highlight what to see and do in 1) Wooster's Main Street, 2) Wayne County, and 3) the surrounding counties. Parts 2 and 3 will appear over the following two issues. There is no doubt in my mind that there is more to see and do in Downtown Wooster than our time permits, but it may give you, the reader, a starting point and a reason to return to Wooster in your future travels. From personal experience and before selecting Wooster for the 2022 Rally Site, Brad and I visited Wooster periodically when traveling in Amish country. Many shops in Amish country are often closed on Sunday, so we would travel to the Wooster area to spend an afternoon. Wooster is one of those towns that seems to draw you in with its quaint downtown retail shops and eateries.



A Little History

Wooster is the county seat of Wayne County, Ohio. Three founders--John Beaver, William Henry, and Joseph Larwill--established the town in 1808. The residents named the town in honor of David Wooster, a hero of the American Revolution. Wooster became the county seat of government in 1811.

(https://ohiohistorycentral.org/w/Wooster,_Ohio)

The town of Wooster currently has about 26,000 residents. It designates itself as the state's dairy capital, and The Ohio State University's Agricultural Technical Institute (OSU-ATI), 1328 Dover Road, Wooster, is located on the outskirts of town. (ati@osu.edu) OSU-ATI is also home to Secrest Arboretum, including several short walking trails among beautiful flora and fauna. (<https://ati.osu.edu/node/1303>)



In addition to OSU-ATI, Wooster is home to the College of Wooster (<https://wooster.edu/>), a liberal arts college of 1,947 students. (<https://www.usnews.com>). Founded by Presbyterians in 1866, it opened its doors as the University of Wooster on September 8, 1870, with a faculty of five and a student body of thirty men and four women. By 1915, the university had several graduate divisions, including a medical school. In 1969, the Presbyterian Synod of Ohio relinquished its ownership of the College, and Wooster became an independent, private liberal arts college, focusing on the undergraduate student experience. (<https://wooster.edu/about/>). Today's tuition, room, and board costs are approximately \$53,000 per student per year. <https://www.univstats.com/colleges/the-college-of-wooster/cost-of-attendance/>.

Industry and Commerce

Industry and commerce continue to expand, from scientists at the Ohio Agricultural Research and Development Center creating rubber from dandelions and developing technologies to protect future crops to entrepreneurs at Wooster Products creating the world's longest-lasting illuminating stair safety tread used in the planet's tallest skyscrapers, to a manufacturer producing torque-converters for a global automotive market.

(Continued on the next page)

Many readers may remember that at one time Wooster was home to the Rubbermaid Company. A complete history of the Rubbermaid Company can be found here: <https://www.katom.com/learning-center/rubbermaid-company-history.html> The Everything Rubbermaid store, which was located downtown, closed in the summer of 2021.



Fun Fact: Wooster is known for its black squirrels. See how many you can spot during our rally.

The Arts in Wooster

Wooster's cultural and arts organization is called the Wayne Center for the Arts, and where our donations from our fundraisers, including Theme Your 'Stream friendly competition, will be given. Wayne Center for the Arts is the area's oldest and most comprehensive visual and performing arts organization. For more than 45 years, the Center has made art and art education available to the citizens of Wayne County.

Since its beginning in 1973 on the campus of The College of Wooster, Wayne Center for the Arts has been offering culturally stimulating arts experiences to the residents of Wayne County. Founded as the Wooster Arts Center in the basement of the college art museum, the organization was one of the first community arts centers housed on a college campus.



In 1983, the Rubbermaid Foundation purchased the abandoned Walnut Street School, built in 1902 and located at 237 S. Walnut Street, Wooster, Ohio. The Foundation renovated the building and provided the arts center with a new home. In November 1984, the doors of the new location were opened to the public. At that time, the center also changed its name to Wayne Center for the Arts to better reflect the constituent area served.

The Rubbermaid Foundation donated the Walnut Street building to Wayne Center for the Arts in June of 1999, assuring the community that the cultural arts center would continue to thrive in the downtown Wooster area. Since that time, the organization has continued to grow and evolve, offering numerous activities, including classes, special events, performances, and exhibits throughout the year. More information about the Wayne Center for the Arts can be found here: <https://wayneartscenter.org/>



In addition to the Wayne Center for the Arts, Wooster is also home to The Ohio Light Opera, which performs at the Freedlander Theatre on the campus of the College of Wooster. Programs are held throughout the summer months, and a schedule can be found here: (<https://ohiolightopera.org/>)


(Continued on the next page)

Wooster's Downtown

Many of the retail establishments in downtown Wooster are small, locally owned businesses centered along Liberty Street and Market Street. Because of the current situation of the Pandemic, I would suggest calling first for updated business hours. Below is a quick list:

Shopping

- Graham and Burns, 142 E. Liberty Street – Kitchen gadgets, cooking classes (330) 804-0400, <https://grahamandburns.com/>
- Books in Stock, 140 E. Liberty Street – New and used books (330) 262-2665, <https://booksinstock.net/>
- The Gift Corner, 131 S. Market Street – International gifts and wares; gift wrap service available (330) 264-6117, <https://www.yelp.com/biz/gift-corner-wooster>
- JK Gift Shop, 114 E. Liberty Street – Homewares and children's gifts (330) 725-7623, <https://www.shopjkgifts.com/>
- Friendtique, 223 W. Liberty Street – Charity-themed, unique antique furniture; jewelry (also a sister shop, the NEST), (330) 262-2012, <https://www.friendtique.org/>



Museum

- Wayne County Historical Museum, 546 E. Bowman Street – several historic buildings and exhibits (330) 264-8856, <https://waynehistoricalohio.org/>

Restaurants

- Broken Rocks Café & Bakery, 123 E. Liberty Street (330) 263-2949, <https://www.brokenrockscafe.com/>
- City Square Steakhouse, 148 S. Market Street (330) 262-2489 (sister restaurant in Columbus called The Rail), <https://www.citysquaresteakhouse.com/>
- Tulipan Pastry & Coffee Shop, 122 S. Market Street (330) 264-8092, <https://tulipanwooster.com/>

Our Headquarters Hotel

- Best Western Hotel, 243 E. Liberty Street (330) 264-7750, https://www.bestwestern.com/en_US/book/hotels-in-wooster/best-western-plus-wooster-hotel-conference-center/propertyCode.36082.html

The information above is a small sampling of all that Wooster has to offer. Attending rallies are all about exploring to find your own hidden travel gems. In the next edition of the Region 4 Newsletter, we will explore the Wayne County attractions you may want to visit in our continuing series on Wooster and the Surrounding Area.

Region 4 Community Service Update

By Jamie Kingseed, Community Service Chair, BRN 3824

I sent an introductory email to Local Club Presidents and 1st Vice Presidents. This introduction asked if any individual or Local Clubs have any potential events ideas or have already started working on something; please let me know. If you have a suggestion for a region-wide project, please feel free to pass it to me. Or, if your Club has a project, I'd be more than happy to help in any way that I can. Please contact me at jkingseed@gmail.com or (937) 539-3139.

Karen Fisher, Region 4 Immediate President, organized a collection at the 2021 Region 4 Rally to replace some of the American Flags located at Santa's Hide-A-Way Hollow. From first-hand experience, I can say that this was a maintenance item that needed to be addressed. Thanks to Karen and those who contributed to this effort to dress up Santa's Hide-A-Way Hollow and show pride to be American.



Speaking of Santa's Hide-A-Way Hollow, volunteer opportunities continue to take place from time to time. The last event took place over Labor Day weekend. The focus of work was to make the Airstream's air conditioner functional on the North Pole Cinema at Wally's Christmas Tree Farm and spruce up the grounds immediately around the Airstream. The next Work Rally is scheduled for May 5-8, 2022. Please visit the Facebook group "Airstream Elves" or contact Dan and Dawn Bihary at dan@bihary.com or (440) 453-9782 for full details and updates.

For all of you who order items through Amazon, I ask that you look at Amazon Smile, smile.amazon.com if you are not aware of this program. It's the same as Amazon (same products, same prices, same service) but allows 0.5% of your purchase to be donated to the eligible charity of your choice. You can choose from over one million qualified 501(c)(3) public charitable organizations from the website. For reference, you can select Santa's by typing in "Santas Hide-a-Way Hollow" to donate to this charity. I feel that this is a great way to contribute to a cause of your choosing, and it doesn't cost you a thing.

Transforming the existing lady's restroom lounge to a kitchenette for all visitors at the WBCCI Headquarters in Jackson Center is in preliminary discussions. This project will create a few volunteer rally opportunities to complete this work. As more information on this becomes available, I will be sure to keep you all updated.

Save Your Pull Tabs!



Next time you see Jamie Kingseed, give him your aluminum pop can pull-tabs. If you miss him, give them to someone in your local club who can chase him down.

Jamie has been tasked to turn them in at the 2022 International Rally in Fryeburg, MI, for the supported charity. Thanks, Jamie, for your willingness to help out!

Get to Know Your Region 4 Leaders

By: Jane Briggs

This section is new to the Newsletter and will appear in each issue to highlight one of the Region 4 Volunteer Leaders so you can get to know them a little better.

Your New Region 4 Membership Chair

My name is Linda Smith, and my husband Robert and I just celebrated our 11th wedding anniversary. We reside in Yale, MI--a small town in the thumb of Michigan. We live our life on 6 acres with ten chickens, two dogs, and a cat. We have four children and nine grandchildren.

Robert's childhood dream was to own an Airstream. I just wanted to go camping. Put me in a tent, and I'm fine; but camping in an Airstream is heavenly, magical, and mystical. Oh, how I love the Airstream life!

Our tow vehicle is a green Dodge RAM which we lovingly call The Haulk (Hulk), and our Airstream is a 31-foot 1997 Excella, which we lovingly call Betty (the Hulk's girlfriend). Betty is our second Airstream; our first was Lucy. Lucy was a 1974 27-foot Overlander. Robert has done extensive work restoring both of them from the axles on up.

We have been in WBCCI for almost nine years. September 2022 will be our tenth anniversary with WBCCI, and we will be getting our 2nd star.



One of my Airstream passions are those red stars. I don't care how you display them, but this will be one of my pet projects, so you will hear more on this.

If you have any questions or concerns about anything and especially about membership, please don't hesitate to contact me. I might not know the answer, but I will find it, and then we all learn.

See you down the road. . .

Linda Smith,
R04membership@wbcci.net
248-284-3627

P.S.: Please leave a voicemail message--I will call you back!

INTERNATIONAL

2022 International Rally in Fryeburg, Maine

We all are looking forward to the [65th International Rally](#) at the Fryeburg Fair Association, 1154 Main Street, Fryeburg, ME 04037.

Mark your calendars for July 23-29, 2022. [Registration](#) is now open.

There will be six days of fun-filled events, seminars, social gatherings, tours, food, and entertainment. Fryeburg is located between North Conway, New Hampshire, and Bridgton, Maine, on the west side of the state. Fryeburg also offers a variety of recreational opportunities. Including the White Mountains National Forest, the Saco River, and numerous ponds and lakes nearby. Other sites of interest include Jockey Cap Rock, Fryeburg Farm Museum, and the Fryeburg Historical Society and Museum.



Updates from the 2021 International Board of Trustees (IBT) Meetings

New voting procedures

If you missed it, 1st VP Fred Kiehl has an important message about recent International Officer voting procedural changes. Review his message on page 3.



Other updates from recent IBT decisions

By Brad Briggs, Region 4 President

- [COVID Vaccination Policy](#). It is the policy of WBCCI that proof of COVID vaccination (or exemption from vaccination) may NOT be used as a prerequisite for attendance at ANY official WBCCI event. This includes all International, Region, Local Club, Intra-Club events, and caravans.

The Airstream Club International urges all Regions, Clubs, and Intra-Clubs to follow their local COVID guidelines for any gatherings, rallies, or caravans. Follow the link for clarification questions and answers.

- This year, a Marketing person was hired at WBCCI Headquarters, which required an update to the Marketing Committee Job Description. This person is taking on many of the committee's roles and duties.


(Continued on the next page)

- Revision of WBCCI printed and digital Directory policy. The directory will now include all members' names. In the past, members could opt not to have their names included in the directories. This old policy created problems for Local Clubs and Regions in maintaining accurate membership lists. Now, at minimum, each member's name, BRN (Big Red Number), Local Club, and Region will be listed.
- Airstream numbers used on the 1956 European Caravan are now recognized as Heritage Numbers and were added to the table of approved Heritage Numbers in WBCCI Policy 16.6.10.
- A new Standing Committee was established called Nominations, to replace the deleted Constitution Article XIII, Nominating Committee. This committee will now have more time and focus in searching for International Officers.
- Changes were made regarding the Revision of Delegate Voting to accommodate the new Constitutional Delegate Meeting. As 1st VP Fred Kiehl wrote in his article, each member will have a vote starting next year. This change makes the Delegate's Meeting obsolete. However, there will be a Delegate's Meeting when constitutional issues are voted on. Because of this, the Delegate's Meeting is now called the Constitutional Delegate's Meeting.
- Any Member (Regular or Member-at-Large) has the right to affiliate with any Local Club in WBCCI. This policy prohibits any Local Club or Intra Club from having a policy that discriminates participation at rallies and other events based on membership classification.

Membership Renewal

Before the next issue of the Region 4 Newsletter, most members will receive a reminder from WBCCI Headquarters to renew memberships by December 30, 2021. Members who joined after June 30, 2021, will receive a reminder email about 60 days before their anniversary date.

**RENEW YOUR
MEMBERSHIP**



Please Be Aware!

Spoofers never sleep. Fraudulent emails are happening all across the Club and the Internet. A way to tell if the email is a fraud is to look at the actual email address used to send the message. Even though it states the officer's name, you can tell by the email address used to send the email if it is bogus. An example would be "Brad Briggs <president@adminbod.co>." It is the part enclosed by the < > symbols that is important. When looking at the email on the phone, the address surrounded by the < > characters is not typically shown. Only when you select reply or forward is this information customarily displayed. If you hit reply to see this information, do not hit send but delete the fraudulent email.

The Federal Trade Commission shares guideline to protect all consumers of electronic information at <https://www.consumer.ftc.gov/articles/how-recognize-and-avoid-phishing-scams>

Region 4 Member Tips & Tricks

Tips for Conserving Water and Waste Tank Capacity

From: Randy Shiplett #3516

When you cannot have full hookups, here are a few things you can do to conserve wastewater. Foremost, always be thinking of ways you can limit the quantity of fluids entering the grey tank.



Use paper plates, bowls, cups, and disposal silverware, limiting your dishwashing for cooking utensils.

Place a bucket in the sink to wash utensils which allows you to dump in an external wastewater drain or in the black tank through the toilet to save gray water space. Better yet, use the dishwater when flushing the toilet.

When you shower, use a small bucket to catch the water before it gets warm. This water can then be used to flush the toilet. Use the wet, soap, rinse method with the shower head turned off between steps, otherwise referred to as a "[Navy Shower](#)."

If outside restrooms are available, utilize them when you can.

Use hand sanitizer instead of soap and water between hand washing.

Plan meals that do not require a lot of dishes to prepare.

Use your favorite search engine to search "wastewater conservation RV camping" for more tips.

A Tip for Extending Gray Tank Capacity Without an External Tank

From: Brad Briggs #215

NOTE: I would only use this technique when the grey and black tanks are the same sizes. And, this device only works on sewer discharge pipes with Valterra bayonet fittings, not Thetford. Within a year of owning our Airstream, I replaced the Thetford connector with Valterra. Valterra is the RV industry standard.

Rarely does your black tank fill before you need to empty the grey tank. This trick explains how I transfer greywater to my black tank utilizing the available capacity in the black tank and gravity to delay the need for dumping.



I use a [Valterra Twist-On Waste Valve](#) on the sewer discharge outlet. It twists onto your current wastewater outlet, just like the cap or sewer hose. The fittings are such that a cap or sewer hose can be attached to the outer opening once connected to the sewer discharge outlet. This device has a regular valve and is rotatable to the most convenient position.

(Continued on the next page)

I perform this process when my grey tank is full. When the grey tank is getting close to full, our bathroom sink starts to drain slowly. Does your Airstream have a tell like this? Once the grey tank is above capacity, the greywater backs up into the shower pan. I wait to do this procedure until I see greywater standing in the shower drain.

To transfer greywater to my black tank using a Valterra Twist-On Waste Valve:

1. Ensure that the Valterra Twist-On Waste Valve is attached securely and the valve is closed. Place the cap on it. This valve must remain closed until a sewer hose is connected and the tanks are ready to be emptied at a dump station.
2. Open the grey tank valve. This fills the discharge pipe with greywater. The closed Valterra Twist-On Waste Valve prevents the greywater from spilling out on the ground. Do not try this using the cap alone.
3. Once the outlet discharge pipe is full of grey water (you can tell this when the whooshing noise stops), momentarily open the black water valve. Be ready to close the black water valve when the whooshing noise stops. Closing the black tank valve when the whooshing noise stops prevents the black water and the heavy bits from migrating back in the discharge pipe and possibly into the grey water tank.
4. Close the grey tank valve. At this point, all valves should be closed.



You get the most benefit from this technique the first time it is done. After the first time, assuming the two tanks are the same capacity, the grey and black tanks are approximately half full. I do not do this procedure more than two times. After the second time, the black tank will be approximately $\frac{3}{4}$ full. When the grey tank fills up the third time, you need to go to a dump station.

How To Power Small Medical Equipment When Boondocking

From: Brad Briggs #215

You want to boondock, but you have to power a CPAP or small oxygenator at night. I want to share with you what I do. Twenty-five years ago, I stopped at an auto parts store to buy an AC inverter that plugs into a cigarette lighter (pictured at right). I needed it to power my first laptop so I could work while Jane drove. The battery in that laptop only lasted 25 minutes. Now I use it to power my CPAP at night when boondocking. My CPAP requires 60 watts, and my old modified sine wave inverter is rated the same. Although it works with no problems, a Pure Sine Wave inverter is better because the energy produced is cleaner. Here is a modern version of a [modified sine wave inverter](#) like mine.



Before purchasing an inverter, look at the power supply label on your device to determine what wattage you need. It is recommended to run medical devices with a [Pure Sine Wave Inverter](#). I would not go higher than 150 watts for a cigarette lighter plug-in model because of the wire gauge and length of wire used to power most sockets. If you need more than 150 watts, you may need a model that connects directly to the batteries. The capacity of your batteries will limit the inverter wattage. The batteries need enough capacity to last the night under load.

During the day, you can charge the batteries using solar panels or a generator. In a pinch, use jumper cables from your pull vehicle. Of course, you have to run the pull vehicle for a while to charge the coach batteries. If you do not have a 12V port in the bedroom or you install an inverter directly to the batteries, use a typical [16 AWG 2 Prong Extension Cord](#) to extend the inverted AC power (1625 watts max) to your small medical device.

SPOTLIGHT: WHERE WE ARE GOING

Heart of Ohio Airstream Club

By: Chris Lang, President #8755

Mark your calendars for September 30, 2021 to Oct 3, 2021 and join our club at My Old Kentucky Home State Park for a beautiful fall Airstream getaway. More about this beautiful Kentucky State Park can be found here:

<https://www.visitmyoldkyhome.com/>



We are planning a train luncheon on Friday or Saturday and hiking and exploring. No potlucks are planned at this time. All are welcome, and reservations are to be made directly to the state park for camping.

Please make sure you communicate with Chris Lang or Jane McGinnis / Barry Hammond if you plan to join us. We want to make sure you are up-to-date with our campout activities.

In addition, looking ahead to December, the Heart of Ohio Airstream Club has set their holiday luncheon on December 11 from 12 noon to 3 p.m. at the Heritage Golf Club. Directions can be found here:

<https://club.clubcorp.com/Clubs/Heritage-Golf-Club>

The menu will be the "Taste of Italy" and the cost is \$30 for non-members and \$15 for members. Make sure to RSVP to Chris Lang by November 25 using his email: Christopher.b.lang@gmail.com.

West Virginia Airstream Club

By: Shelba Tucker, President #8200

The West Virginia club is hosting a "Monster Mash Rally" on October 14-17, 2021 at the KOA Flatwoods, 350 Days Drive, Sutton, WV 26601. We will be celebrating the legend of the [Flatwoods Monster](#) in Braxton County, West Virginia. A good and spooky time will be had by all!

A block of campsites, 1-10, is reserved with full hookups at the cost of \$49.50 per night with an additional 10% discount for KOA members. These sites are pull-thru and back in with a patio. More sites are available if needed. Make your reservation by October 1 to secure one of these sites. We have set a rally fee of \$10 per person to cover the cost of group meals (to be determined).



For questions or information, contact: Shelba Tucker (304) 542-0120 or email her at: WVAC_115@aol.com.

To make your reservation by phone or email, contact the Days Inn & Suites, Hanna Shingler, General Manager at (304) 765-5055 ext. 212 or Email: hshingler@flatwoods.com.

SPOTLIGHT: WHERE WE HAVE BEEN

Akron Ohio Airstream Club

By: President Dennis Kiehl #27050

August at the Top-A-Rise Campground, Falconer, NY, was the site of a great rally with many of our faithful rally-goers. I enjoyed the 200-year-old Chair Factory, which is still family-owned. We had plenty of time around the campground, and Brian Wilch hosted happy hours and campfires.



Mohican Valley Ohio Airstream Club

By: Steve Rhodes # 04153

The Mohican Airstream Unit hosted a rally at Dayton from July 8-12. The main event was the Dayton Air Show and the Air Force Thunderbirds. They put on a great show, despite the intermittent rain.

Another great attraction was the Air Force Museum. If you have not been there for a while, please make time to go again. The museum is constantly adding new exhibits and changing.



Several people enjoyed visiting Carillon Park. It has a lot of Dayton area history at a reasonable price. The National Cash Register Company started in Dayton, and several automobile parts were manufactured in that area. Of course, a big attraction was the complete history of the Wright Brothers.

Several people enjoyed the large antique markets.

Campers seemed to have a great time, and some left this rally to attend the International Rally in Tennessee.

Calling All Region 4 Members for Tips & Tricks



As a Region 4 member, no doubt you have worked your way around many issues, challenges, and storage problems while traveling in your Airstream. This section of the Newsletter is dedicated to sharing tips and tricks for making our Airstreams work better for us! Please send any tips and tricks (no matter how trivial you think they are) to Jane Briggs (jebriggs80@yahoo.com) for use in future newsletter editions.

RECIPES FOR THE ROAD

Healthy Recipes

Collected by: Jane Briggs #215

As we move into the fall of the year, many of us look for healthy soup recipes that we can make in our crockpots when we camp. An advantage of using a crockpot is the ability to "set it and forget it." A crockpot has the flexibility to be great for all diets and food needs, recipes that could be used in camping potlucks easily by doubling the recipes, and easy clean-up, especially if crockpot liners are used.

Lemon Chicken Orzo Soup

<https://www.wellplated.com/lemon-chicken-orzo-soup/>

PREP: 15 mins COOK: 45 mins. TOTAL: 1 hr.
SERVINGS: 6 servings

Ingredients:

- 1 tablespoon extra-virgin olive oil
- 4 medium carrots peeled and diced (about 1 1/2 cups)
- 3 medium stalks celery diced (about 1 cup)
- 1 small yellow onion finely diced (about 1 cup)
- 1 teaspoon dried basil
- 1/2 teaspoon kosher salt
- 1/4 teaspoon black pepper
- 3 cloves garlic minced (about 1 tablespoon)
- 1 tablespoon all-purpose flour
- 6 to 8 cups low sodium chicken broth
- 1 1/2 pounds boneless, skinless chicken breasts
- 1 cup uncooked whole wheat orzo (or regular orzo, small shells, ditalini)
- 3 cups roughly chopped spinach loosely packed about 3 ounces
- 1/4 cup freshly squeezed lemon juice about 1 medium lemon
- 2 tablespoons chopped fresh dill

Instructions:

1. Lightly coat a 5- to 6-quart slow cooker with cooking spray or crockpot liner. Place the chicken in the bottom, then season with salt and pepper. Add the carrots, celery, onion, garlic, and basil.
2. Pour the chicken broth over the top. Cover and cook until the chicken is cooked through, about 1 hour 45 minutes to 2 hours 30 minutes on HIGH or 4 to 6 hours on LOW.
3. Remove the chicken from the slow cooker and shred or chop, then return to the slow cooker along with the orzo. Turn the heat to high and let cook, uncovered, for 30 minutes.
4. Add the spinach, lemon juice, and dill.
5. Cover and continue cooking on high for 5 additional minutes, just until the spinach wilts. Taste and add additional salt and pepper as desired.



Crockpot Beef Vegetable Soup

<https://www.wellplated.com/crockpot-vegetable-beef-soup/#wprm-recipe-container-44776>

PREP: 10 mins. COOK: 8 hrs. TOTAL: 8 hrs. 10 mins. SERVINGS: 6 servings

Ingredients

- 1 tablespoon extra-virgin olive oil
- 1 pound boneless chuck roast or beef stew meat cut into 1-inch cubes
- 2 teaspoons kosher salt divided
- ¼ teaspoon black pepper
- 3-4 cups low sodium beef broth divided
- 1 small yellow onion diced
- 2 cloves garlic minced (about 2 teaspoons)
- 4 large carrots peeled and finely chopped
- 2 Yukon gold potatoes peeled and diced
- 2 parsnips peeled and diced
- 2 ribs celery diced
- 1 14.5-ounce can diced tomatoes
- 1 can tomato sauce (8 ounces)
- 3 tablespoons tomato paste
- 1 tablespoon Worcestershire sauce
- 1 teaspoon dried oregano
- ½ teaspoon smoked paprika
- 1/2 teaspoon granulated sugar
- 1 cup peas fresh or frozen (no need to thaw)
- Chopped fresh parsley optional for serving



Instructions:

1. In a large skillet, heat the oil over medium-high. Add the beef and sprinkle with 1 teaspoon salt and pepper. Brown the beef on all sides, disturbing it as little as possible on each side so that it develops nice coloring. Once the beef is lightly browned (it won't be all the way cooked through), remove it to a 6-quart slow cooker. If you wish, place a crockpot liner for easier clean-up before placing the beef in.
2. To the pan, add the onion. Cook and stir until the onion is beginning to soften about 3 minutes. Stir in the garlic and let cook for 30 seconds. Splash in about 1/2 cup the beef broth and scrape up any browned bits that have stuck to the bottom (this is flavor!). Let the broth reduce for 2 minutes, then transfer the entire mixture to the slow cooker.
3. To the slow cooker, add the carrots, potatoes, parsnips, celery, diced tomatoes in their juices, tomato sauce, tomato paste, Worcestershire, oregano, paprika, sugar, 2 1/2 cups beef broth, and remaining 1 teaspoon salt.
4. Cover and cook on low for 8 hours, until the beef and vegetables are tender. Stir in the peas, just until warmed through. If the soup is thicker than you would like, add the remaining 1 cup beef broth until you reach your desired consistency. Serve hot, sprinkled with fresh parsley.

up, it's what's for dinner!

Please help make this Newsletter interesting for all
by submitting ideas and articles.

Newsletter Deadlines and Publication Dates

Issue	Article Deadline	Publication Date
<i>Winter</i>	<i>11-15-2021</i>	<i>12-1-2021</i>
<i>Spring</i>	<i>3-1-2022</i>	<i>3-15-2022</i>
<i>Summer</i>	<i>6-1-2022</i>	<i>6-15-2022</i>
<i>Fall</i>	<i>9-1-2022</i>	<i>9-15-2022</i>



FROM YOUR NEWSLETTER EDITOR

This newsletter is for YOU, the Region 4 Member!

Feel free to submit information of interest to our members!

Newsletter issues typically include the following:

Spotlight: Where We Have Been (Unit Rally or Caravan
already taken)

Spotlight: Where We are Heading (upcoming Unit Rally or
Caravan)

Healthy Airstream Cooking Recipes

Region 4 Member Tips & Tricks

Officer Articles

Announcements

Jane Briggs, Region 4 Newsletter Editor
(jebriggs80@yahoo.com)

