

# THE ROADRUNNER



A Publication of the Texas Highland Lakes Airstream Club #172 of the Airstream Club International (WBCCI)

[texashighlandlakes.airstreamclub.net](http://texashighlandlakes.airstreamclub.net)

## *President's Message—February 2021*

HAPPY NEW YEAR!!

It's exciting to have a whole year of travel and adventure ahead of us. I only hope this newsletter finds everyone healthy as we drag pesky COVID with us for a little while longer. My goal this year will be to hold 'safe and sane' (slogan borrowed from fireworks box) rallies. Keith did a great job at her rallies in keeping everyone safe and Peter and I have held two newbie rallies with all attendees safe. The mantra, "6 feet apart, wear a mask and wash hands" will continue until the vaccines are figured/given out.

Brazos Bend State Park Rally from Feb 11-14th is upon us and we need to know who is coming. This rally required you to make your reservations with the state park. Check your email for constant contact to fill out the club registration. I have talked with the rangers and the wildlife has been very active the last couple of weeks. It is one of my favorite parks, and I know Keith and Susan (the hosts) are planning fun times.

March 11-14th is Murder on the Lake Rally at Lake Livingston State Park. This rally will be different because I have already secured 25 sites. You will be making your reservations online and sending your check to our Super Treasurer, Bruce Nutt. Please note, you will not be counted until Bruce receives your money. Come solve the mystery of Lily Flamingo during this rally while enjoying the park. Again, check your email, Constant Contact will have the information and club registration.

Lastly, don't forget to vote for the motions that were sent out through constant contact. It's important that we all stay active regarding the rules and regulations of this wonderful club.

Looking forward to seeing everyone again, prayers and fingers crossed, this is going to be a great year!

Sincerely,

Carol Sajovich  
THLAC President



### Inside this issue

P.1 President's Message	P.4 Community Service	P. 8 Birthdays & Anniversaries
P.2 Club Contacts	P.5 New Owner Rally	P.8-12 Party Line/ Prayer Concerns
P.2 Calendar	P. 6 Webmaster Page	P.13-15 Cooking on the Road
P. 3 New Member Page	P.7 WBCCI Club Info	P.16 Sponsor Page

**Executive Board:**

<b>President:</b>	Carol Sajovich
<b>1st VP:</b>	Steve Zeringue
<b>2nd VP:</b>	Frank Steed
<b>Corr. Secretary:</b>	Keith Ferry
<b>Rec. Secretary:</b>	Betty Richards
<b>Treasurer:</b>	Bruce Nutt
<b>Past President:</b>	Keith Ferry
<b>Webmaster:</b>	Debbie Trimble
<b>Trustees:</b>	Rick Trimble
	Harvey Craig
	Mike Lovell
	Brenda Heinold

**Standing/Special Committee Chairs:**

<b>Caravan:</b>	Marty Berdan
<b>Chaplain:</b>	Cinda Brooks
<b>Community Service:</b>	Gayle Steed
<b>Constitution/Bylaws:</b>	Harvey Craig
<b>Directory:</b>	Mike Lovell
<b>Marketing:</b>	Peter Sajovich
<b>Membership:</b>	Peter Sajovich
<b>Newsletter:</b>	Keith Ferry
<b>Sunshine:</b>	Cindy Berdan

For Security Purposes The Roadrunner does not publish contact information. Please refer to your Membership Directory.

**2021**

Feb. 11-13	Alligators and Stars Rally Brazos Bend State Park
Mar. 11-14	Murder on the Lake Rally Lake Livingston State Park
Mar. 16-27	Rollin to the Big Easy National Caravan
April 13-18	Region 9 Rally, Mineola, TX
Apr 29-May 2	Cinco de Mayo Rally Travelers World RV Park, San Antonio, TX
July 15-24	64th International WBCCI Rally Lebanon, TN
Sept. 23-26	Everything on a Stick Rally / State Fair of Texas Grapevine RV Park
Sept 26– Oct. 9	Balloon Fiesta Unit Caravan Albuquerque, NM
Nov 4-7	Installation Rally The Vineyard, Fredericksburg, TX



The Roadrunner is published bi-monthly in February, April, June, August, October and December for the Texas Highland Lakes Airstream Club #172 of the Airstream Club International (WBCCI). Members are invited to submit articles about their Airstream travels, maintenance tips, family news and prayer concerns to : ferry\_keith@hotmail.com.

**Check us out:**

If you own an Airstream and are curious about what being a member of the Texas Highland Lakes Airstream Club and the Airstream Club International (WBCCI) would be like, visit [texashighlandlakes.airstreamclub.net](http://texashighlandlakes.airstreamclub.net), our club website. Listed are events offered by our club. You are welcome to attend one of our events provided there is space available. You would be responsible for any fees covering your camping site, event activities and/or meals. We look forward to welcoming you as a prospective member of our club.

# NEW MEMBER PAGE

## Texas Airstream Parks

### Welcome New Members

Robert & Kim House  
2021 Globetrotter 25'  
Kingwood, TX

Randy & Lin Parham  
2019 Flying Cloud 27'  
Ft. Worth, TX

Richard & Barbara Blount  
2003 Safari LS 25'  
Georgetown, TX

Heather Cooley  
2021 Flying Cloud 25'  
Corpus Christi, TX

Peter & Shareece Dumont  
2021 International 25'  
Fulshear, TX

Richard & Sally Billows  
2019 Flying Cloud 23'  
Georgetown, TX

David Meisenheimer &  
Cindy Schmidt  
2021 Globetrotter 27'  
Loumeta, TX

Johnny & Mary Kay Swafford  
2021 Basecamp 16'  
New Braunfels, TX

Kenneth & Jan Tolces  
2021 Classic 30'  
Dripping Springs, TX



The **North Texas Airstream Community** (NTAC) is located in Hillsboro, TX with convenient access to Waco and the Dallas/Ft. Worth Metroplex.


It is a 50 acre residential community limited to owners of Airstream/Argosy trailers or motorhomes. The community has custom built villas and houses as well as lots with three-point hook ups.

Pictured above is their TerraPort available for rental for guests. It has 30-50 amp hookups and free wifi. NTAC has a beautiful clubhouse and an outdoor seating and dining pavilion. The enclosed "off leach" dog area is a pet favorite. Visit their website at <https://ntaci.com> or more information.

**Texas Airstream Harbor, Inc.** (TAHI) is also an Airstream-exclusive member-owned camping destination. It is located east of Zavalla, TX on the beautiful shores of Lake Sam Rayburn. Guests with trailers and motorhomes produced by Airstream Inc. are welcome for over-night, extended stays, winter visiting, full timers and WBCCI club rallies. There are cabanas and lots for permanent residents. The clubhouse is open for guests to use. Free Wi-Fi is available. All sites have water, sewer, and 30 amp electric service. Their website is <https://texasairstreamharbor.com>.



In addition to the Texas Airstream Parks there are others located throughout the U.S. The Top of Georgia Airstream Park is located on private land in the Chattahoochee National Forest located near the Appalachian Trail. Washington Land Yacht Harbor is located in south Puget Sound, WA. The Tennessee Cumberland Plateau Campground in Crossville, TN offers extensive hiking trails. Our members have visited some of these sites and will be happy to share their experiences.



**Dear Rivet,** Why do people put a plastic bag on their trailer hitch?

Curious George

Dear Curious, The plastic bag helps prevent dirt and moisture from damaging your trailer hitch ball. As a Newbie, you probably have a bright, shiny trailer hitch ball. To help preserve its structural integrity, it is necessary to prevent friction caused by rust or dirt. It is recommended that you grease your trailer hitch ball before each trip. First wipe off the old grease then apply axle grease. It's okay to use your fingers. It's messy so use disposable gloves. While you are there, be sure to crouch down and look for any sign of rust or bending to your trailer hitch and the tow vehicle hitch platform. An added benefit is proper care of the ball will help keep down "squeaking" noises from your hitch.

# News from New Members



## MEAL TIPS FOR TRAVELERS

Here is a great tip from **Dick & Sally Billows #2738** who joined our club in December 2020. They are from Georgetown, TX. They are traveling in their 2019 Flying Cloud 23'.

"A couple of random thoughts from our travel planning. We have been using a company named Freshly that sends you 6-to-10 meals a week. It is shipped fresh, not frozen and the meals cost \$10 each and they will ship to any address you want when you approve your weekly order. You can change addresses each week. The meals are precooked with fresh vegetables that stay fresh. Just microwave to 2-3 minutes. I know you all can connect the dots on how we will use their meals to supplement our cooking on our cross county trip this April through Mississippi, across Tennessee & Virginia, down the sea islands off the coasts of the Carolina's and Georgia then home through Mobile, New Orleans (we like the great circle route trips). Any ideas of places to stop on that path will be appreciated.

*Dick Billows*

We welcome **Christopher and Marena McCorbin #2314**. They joined our club in November 2020. They're from Benbrook, TX. This is a photo of their 2020 FB Bambi 22'.

"We went camping at Lake Murray, OK for Christmas. Tina (our Bambi) was festive with her tinsel and red bow. Perfect weather and a perfect Christmas trip!"

*Marena McCorbin*

# Community Service Project

Event: Alligators & Stars, Brazos Bend State Park, Needville, TX

February 2021

Gayle Steed, Community Service Chair

Teachers everywhere are stressed to the limit with the unforeseen challenges and frustrations dealing with the Pandemic while trying to do their jobs teaching and inspiring our youth. The teachers at Needville Elementary in Needville, Texas are a prime example. While chatting with the local principal there, she explained what the teachers need more than anything is to be shown a little appreciation and kindness to motivate them to keep going.

For our Charity Service Project while at Brazos Bend, it has been suggested that we purchase gift cards and enclose them in Valentine's cards along with a note of encouragement for the Needville teachers. If you would like to participate with a donation, we will purchase gift cards to the local coffee shop, Subway, etc. and we will have Valentine's cards on hand to fill out while at the Rally. Thank you for your support.



# New Owner Rally

On January 8th we held our first New Airstream Owner workshop at South Shore Lake Bastrop. Turned out to be one of our best even though it was so cold that LCRA allowed us to use presentation hall on Friday evening without charging the club. Next workshop in the Austin area is scheduled for September 17th – 19th.

The workshop would not have been possible without the generous support of Camper Clinic and our Co-Hosts Nancy & Brian Powers. We received some valuable and favorable remarks from our attendees



Carol covering our weekend agenda with first arrivals:



Keeping warm enjoying hamburgers by our solo stoves. For new owners, a great first outing experience.

Things we take for granted are entirely new experiences for first timers. Fifty-two percent of all new Airstreams sold in June were to people who have never owned an RV.

Here's a couple of survey feedbacks:

"The energy and enthusiasm of our hosts was contagious! The meals were carefully thought out and that was especially appreciated in a Covid environment. And, all the meals were delicious! We so appreciate the time and energy it took to put on the Newbie Training. We look forward to meeting and traveling with you again." Non-Members – Angi & Susan

"This was a great weekend – well worth it. Got to meet some cool cats, plus learn a lot at the same time. Highly recommend!" Member – Pete Dumont

Due to the success and feedback, we will provide the four introduction sessions to anyone who wants to sign up at any of our upcoming rallies.

Peter Sajovich

Marketing/Membership Chair




Brian and Peter show new owners how to use the disposal station, turned out to be a dump party in the rain!

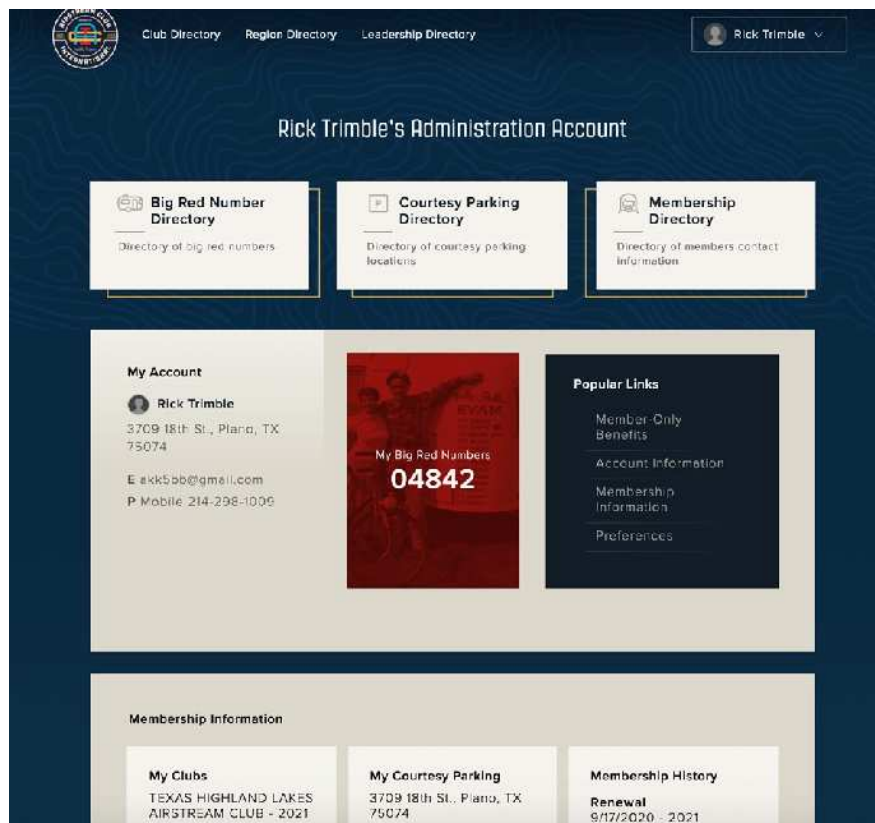
# Update on the Airstream Club Website DataBase

By Debbie Trimble, TLAC Webmaster

This year the membership directory for WBCCI is online. Below is a screenshot of the login and membership page. You must login to see this information on your account. Go to <https://airstreamclub.org/>. Click on Login at the top right. Your user name is your email address HQ has on file. To access your account for the first time, select FORGOT PASSWORD. You will receive an email asking you to reset your password. *Each individual member will have their own login.* If you cannot login, please email [assist@airstreamclub.org](mailto:assist@airstreamclub.org) or call 937-596-5211.



Screen Shot of a Member's Administration Account



In order to receive messages from WBCCI and THLAC through Constant Contact and other means of communication, it is **VERY IMPORTANT** to update your membership information whenever there is a change.

Currently, Keith Ferry, THLAC Corresponding Secretary, will keep all membership information for our club until the WBCCI website is fully operational. She does not receive notification from WBCCI when you make a change to your account. Please be sure to also notify Keith Ferry at [ferry\\_keith@hotmail.com](mailto:ferry_keith@hotmail.com) of any changes. For now that means there are two steps: Update your WBCCI account & Notify Keith Ferry with any changes.





# International Club News

## CARAVAN LEADER TRAINING

John Becker, WBCCI Caravan Committee Chair, is in the process of setting up a set of remote sessions for Caravan Leader Training. The training is in three one hour sessions targeted for **February 15, 17, & 19** starting at 1 PM EST.

John will send you a link and password to view the training video files. You will also receive a script from the videos ahead of time. After watching the video files you will participate in a Zoom session to discuss the topics and ask/answer questions. These videos will be covered: Session 1: Videos 1-3, Session 2: Videos 4A-4C, Session 3: Videos 5-8

Contact John Becker at [john\\_becker@me.com](mailto:john_becker@me.com) to reserve your place and for additional information. Training will be offered again either in person or remotely, so if you can't do this one you will have an opportunity to participate at another time.

**SAVE 50% ON CAMPSITES**  
Special Offer for Airstream Club International Members

Join & Get **SIX MONTHS FREE**  
WITH PASSPORT AMERICA!

**SAVE 50% on Campsites**  
PASSPORT AMERICA  
The "Official" & World's Largest 50% Discount Camping Club  
50% Savings on over 1,450 quality RV Parks across North America, the ALL NEW International Camping Directory and personalized discount card. Plus, receive a FREE Passport America Hat.  
Pays for itself in 1-2 nights camping.

**\$66.00 VALUE**  
Now Only **\$44**  
**SAVE \$22.00**

**FREE PASSPORT AMERICA HAT**  
(\$20.00 VALUE)

**Dear ACI Member,** to help you get going and enjoy brighter days ahead, we've negotiated a Special Offer for Airstream Club International Members, when you Join or Renew with **Passport America**. Sign Up Today for **ONE YEAR**, only **\$44** and receive **SIX MONTHS FREE**. You'll receive **50% Savings** at over 1,450 quality RV Parks across North America, the ALL NEW International Camping Directory and personalized discount card. **Plus, receive a FREE Passport America Hat.**  
*Pays for itself in 1-2 nights camping.*

**1 Year - Only \$44 + SIX MONTHS FREE (\$66.00 Value)**  
*Additional Savings on Multiple Years\**

**\*U.S. shipping and handling included thru 2/28/2021.**

**Hurry, Join or Renew by 02/28/2021 to claim your Passport America Hat!**

**JOIN & SAVE >>**

**or call 800-681-6810**

**Use Special Code: AIRSTREAM7**

Offer is not retroactive and cannot be combined with any other offer. Offer is available through February 28, 2021. U.S. shipping and handling only included.



## Michelin Advantage Team Webinar February 16th at 1 PM EST

The AIRSTREAM CLUB is excited to announce the launch of a new Member Benefit partnership with Michelin Tire. The [AIRSTREAM CLUB MICHELIN® Advantage Program](#) provides discount pricing at home and on the road. Whether you are just planning your next trip or out on a Caravan, Advantage Program members can be assured of uniform tire costs.

Savings are available on the entire MICHELIN® product lineup that includes Passenger Car, Light Truck and Medium Truck tires, or even Tweel Tires. During the webinar, the Michelin team will provide an overview of the Advantage Program and answer any questions you have regarding it. We hope you will take this opportunity to learn how the AIRSTREAM CLUB MICHELIN® Advantage Program works to provide members with savings on Michelin, BFGoodrich, and UniRoyal tires.

Please plan to join us on February 16th at 1 PM EST for this informative webinar. The webinar can be reached from this [LINK](#). Or join by logging into your zoom account and enter webinar ID: 818 6645 5721 and passcode: 799524.

## BIRTHDAYS and ANNIVERSARIES

### February Birthdays

2-3	Kathryn Riva
2-5	Jean Beebe
2-5	Shirley Fleming
2-9	John Boutwell
2-13	Patricia Thomas
2-15	Victor Blood
2-16	Ed Addicks
2-16	Marilyn McClanahan
2-20	Harvey Craig
2-24	Don Bell
2-28	Nancy Powers

### March Birthdays

3-3	Peter Sajovich
3-5	Dave Roper
3-6	Humberto Reyes
3-11	Mike Richards
3-16	Linda Fischer
3-22	Pat Martin
3-23	Myron Fischer
3-28	Gaynell Juenke
3-30	Rock McNulty

### Anniversari

2-14	Jimmy & Marque Mooney
3-2	Jim & Pam Dudley
3-25	Jim & Janie Haddaway

BIRTHDAYS ARE GOOD  
FOR YOUR HEALTH.  
STUDIES SHOW THAT  
PEOPLE WHO HAVE  
MORE BIRTHDAYS  
LIVE THE LONGEST.

*Did we miss recognizing your special day? Contact Keith Ferry, Corresponding Secretary, at [ferry\\_keith@hotmail.com](mailto:ferry_keith@hotmail.com) to update your membership information.*

## PARTY LINE and PRAYERS/CONCERNS

**Betty Richards** is going to have a knee replacement (other knee this time) on March 23 in Georgetown. Hoping for a speedy recovery and being able to enjoy the International Rally in Tennessee in July.

Our heartfelt sympathy goes to **Frank & Gayle Steed** on the loss of their best friend, Buddy. "Buddy was a great traveler and always got excited when he saw us packing for a trip. He wanted to make sure he didn't get left behind. Many of our THLAC friends met him and he loved the attention. After 13 great years and many Airstream adventures he crossed the Rainbow Bridge in December. We miss him every day".

: ) Everyday is a beautiful day on Francisco Bay!





# *PARTY LINE and PRAYERS/CONCERNS*

---

## **DAREL & MARVE BALL**

---

Darel has retired, and we have moved to North Texas Airstream Community! We are in villa 206. Address is 200 Walnut Hill Ave Box 84, Hillsboro, TX 76645.

---

## **LARRY & BRENDA HEINOLD**

---

We are continuing work on Henrietta, the 1965 Globetrotter that we bought from fellow members Marque and Jimmy Mooney. The axles have come in and the air conditioner is being delivered later this week!

In the meantime, our 2016 Flying Cloud is safely tucked away in a barn on our son's place where Larry hunts deer. It is nice to have it there for overnight stays and long afternoon naps!

We have enclosed a large area at home behind a six-foot fence so that I can protect my beloved daylilies from the deer. This year has been tough on the daylilies as the deer look for something to eat. One of the joys of living in the country!

We are eagerly awaiting coronavirus vaccines so that we can seriously plan to travel again!

---

## **ARDELL MAYTON & JULIE MAYTON**

---

Just a note to the unit ( club)

To all you "old timers" who remember me I am still kicking. As most of you know I have a lot of numbered caravans under my belt as well as many cruises but as far as travel goes now with this Covid19 I have had to reduce my travel itineraries.

Last year I had the trailer out only three times and only two cruises before the virus hit. Several cruises have been canceled as well as Airstreaming. I am fortunate to live at NTAC among Airstreamers so I still keep my fork in the pie. I hope this virus thing ends before I do at 91. Plan to take the Airstream out in a couple weeks with two other Airstreaming couples for a short camp in San Angelo. I hope I can make some of the (THLU) THLAC rallies this year.

Best wishes to all of you in the best "unit" in WBCCI or whatever it is called now.  
I wish for you all a great 2021 and safe travels. Ardell 3523.

---

## **FRANK & HALINA ROSSI**

---

We are planning to attend the Rally's in February and March. Also made reservation in Yosemite end of May and on the way home stopping in Zion and Loveland, Co.

As far as the Airstream I would like to build a pantry in the closet just aft of the refrigerator. It is now a clothes closet and we need better space to store food and not clothes. We have a small plastic storage unit in there now but it is just adequate.  
Frank Rossi

# PARTY LINE *and* PRAYERS/CONCERNS

---

## MARK & CINDI COCKRILL

---

Happy New Year!

It is our hope & prayer that everyone stays safe, healthy & we can meet down the road soon! Although we have not been traveling as much as we would like to... we did make a trip in November to some Texas State parks. A couple of our favorites were Palo Duro Canyon & Caprock Canyons. Palo Duro never disappoints with it's beauty, hiking and biking. It was our first time to Caprock & we were hoping to get to see a least one bison while there... what a treat it was for the bison to actually greet at the entrance, on the trails & at the campsite!

*Cindi Cockrill*



# PARTY LINE *and* PRAYERS/CONCERNS

---

## ALLEN & PAM FAULK

---

Pam and I are planning to travel with my brother and his wife to Lake Ouachita State Park, Arkansas, during Spring Break.

We've enjoyed some great camping spots in that beautiful state, but this will my first visit there. Pam has camped there several times in her younger years.

Safe travels!

*Allen & Pam Faulk*

---

## BILL & ELAINE SAULNIER

---

In October, immediately after the Caldwell Rally, Elaine and I were joined by Snuffles, Ziggy and Milo on a self guided tour of Lost Maples, Garner and Inks State Parks. The weather was great and we really enjoyed all the parks especially Garner and Inks. We can recommend a visit to all of them though Lost Maples was a little disappointing because there was no direct access to the hiking trails from the campsite and being there for only one night I didn't want to unhook. Garner and Inks were both beautiful and we enjoyed water view sites at both. October was a great time to go because the parks were not overrun with visitors though they were busy enough.

In November we visited fellow members David Loose and Elizabeth at their beautiful new home that includes guest Airstream parking. We had a great time and hope to see them and everyone else soon, perhaps at the Brazos Rally. Other than that we have been isolating like just about everyone else we know.

We did complete a remodel of our outdoor kitchen here at the house and a related remodeling of Elaine's foot. There was some loose tile on the floor, she tripped on it and seriously broke her right foot. The surgeon was very proud of himself that he managed to get it all put back together using metal plates and screws. Elaine was very good about recovery which was very challenging as she couldn't put any weight on the foot for at least six weeks and then only gradually increasing. She is almost back to normal now but still not 100%.

Finally Bill has been doing a lot of ham radio. I'm sure that bores most of you but if there are any of you that would like to find out more about what I do or becoming a ham let me know. Ham radio is NOT CB radio and requires a license, but any of you could easily qualify with minimal effort and it would be great to have some other club members licensed (in addition to Rick Trimble by the way). Ham radio is a natural adjunct to Airstream life. It works perfectly without cell phone service, electricity, water or sewer connections.

If I have told you any of this before its probably OK because you probably don't remember either.

Hope to see you all soon. *Bill & Elaine Saulnier*





# PARTY LINE *and* PRAYERS/CONCERNS

## DAVID LOOSE & ELIZABETH MILLER

Here's our story:

"We registered for first month long caravan! We will be attending the May 2022 Springtime in the Rockies with the national caravan. We have started thinking about the needs that we will have on the road for 30 days and making some improvements to our 2008 25' International.

Here's the list of our projects along with some photos. Maybe these will inspire others!

- \* added an electrical element to the original propane only hot water heater
- \* replaced weather-stripping on screen door
- \* replaced pneumatic lifts on queen bed base
- \* installed Wi-Fi extender on exterior roof. Togo Roadlink WiFi hotspot
- \* purchased new organizational containers for base cabinets and upper cabinets
- \* wallpapered bathroom
- \* added carpet runners

*David Loose & Elizabeth Miller*



Weather stripping on the screen door before & after



# COOKING ON THE ROAD

Congratulations to **Gayle Steed**, who was featured in the February 2021 edition of her local magazine, *Corsicana NOW*. The article, "In the Kitchen of Gayle Steed", features Gayle's recipes for Asparagus Roll-Ups, Fried Brie Salad, Mexican Corn Pie and Chicken in Lemon Sauce. The article is on pp. 20-21. To view, go to:

<https://nowmagazines.com/clickbooks/corsicana-now-current-edition/>

I recently purchased an Omnia Stovetop Oven. I experimented with Pillsbury canned biscuits and I nailed it on the first try. They turned out perfect. The Omnia is pricey but since I don't have an oven in my 19' Tommy Bahama, it was well worth the investment.

*Gayle Steed*



---

## SLOW COOKER CARNITAS

In terms of standby recipes, we always depend on our trailer's crock pot for carnitas. Served with tortillas and guacamole, we can stay a little Texan on the road.

*Ann Perrin*

4-7 lb pork roast, excess fat removed  
1 head garlic, cloves removed and minced  
2 tsp ground cumin  
1 tsp dried oregano  
3/4 tsp salt  
1/2 tsp ground pepper  
2 Tbsp minced green chile (canned works)  
1 large onion sliced  
2 oranges  
1 lime

1. Combine garlic, cumin, oregano, salt, pepper and Chile together. Rub all over roast.
2. Place roast in slow cooker and top with sliced onion.
3. Squeeze the oranges and lime into a bowl and strain seeds. Pour juices over roast
4. Cook on low for 8 hours.
5. When cooked, remove meat, shred and return to pot.
6. Serve with desired condiments and tortillas.

**News:** I'm writing this from Mission, TX where winter is so pleasant and the RV parks plentiful. We've been on the road for three weeks with only a super quick return trip to Houston for our first Covid vaccine shot. Frankly, we could winter here many times in future years due to the great weather, parks and great food (hopefully not only by take out as we are now).

As the Kentucky Caravan has been cancelled as of today, the only future caravan for us is Oars, Shores, and Lights in Michigan in the fall. Maybe we'll head to Santa Fe, NM also to make up for missing that trip in 2020.

## CHICKEN ITALIAN IN FOIL

Betty Crocker's Dinner for Two Cookbook, 1975 —

[I have been making recipe a long time.] No pots or pans, Just the cutting board.

*Debbie Trimble*

### For each serving:

Olive oil  
Chicken Breast {bone in or boneless}, thighs or legs  
Salt  
Pepper  
Garlic powder, if desired.  
1 medium potato, pared  
1 medium zucchini  
2 tablespoons catsup  
1/2 teaspoon oregano  
1 tablespoon butter  
Grated parmesan cheese, if desired

Heat oven to 400 degrees. Brush oil on chicken pieces, sprinkle with salt and pepper [garlic powder optional]. Cut potatoes lengthwise into 1/8 slices. Spray 18 x 12-inch piece of heavy-duty aluminum foil. Sprinkle with salt and pepper. Cut unpared zucchini into 1/4 slices. Place zucchini on potato, sprinkle with salt and pepper. Place chicken on top. Top with catsup, oregano and butter. Wrap securely in foil. Bake until chicken and vegetables are tender about 1 hour. Sprinkle with Parmesan cheese. If use boneless breasts, make take only about 50 minutes.

**TO GRILL:** Cook on grill 5" from medium coals 23-30 minutes on each side.

**News:** During February we will be out in Big Bend Country with the Brooks scouting for the October 2021 Unit Caravan, *West of the Pecos*. Tentative dates are October 21 - November 3. In March we are going on the national caravan, *Georgia on my Mind*. Bill & Elaine Saulnier are joining us.

## Camping Deluxe Marshmallow Bars

*I received this recipe together with a plate of these yummy bars from Jean Ritenour, #8414 from Cleveland, TN. We were attending the 2016 International Airstream Rally in Lewisburg, WV. Jean travels with her granddaughter, Sophia. They have a tradition of making these bars and sharing them with their fellow Airstreamers. This is the recipe written as I received it.*

*Keith Ferry*

You will need a box of Duncan Hines, double fudge, decadent 17.6 oz brownie mix

Use the mix as directed on the back of the box. After baking the brownies, sprinkle with mini marshmallows evenly over the brownies, return to the oven for 2-3 minutes. Using a knife dipped in water, spread the marshmallows evenly over the baked brownies. Topping: Microwave 1 1/2 cups of dark chocolate chips and 1 cup peanut butter. I do the chips first for 45 seconds then add the peanut butter. Stir the two ingredients till blended. Add 2 cups of Rice Krispies & stir again. Spread over the brownies. Put in fridge to firm up then cut into bars.

This is so delicious & easy to make in your Airstream.

6/28/2016 Jean Ritenour, Sophia James



Here is a recipe that is Marty's favorite dessert. He is crazy for Key lime Pie but these bars are easier to share with many folks.

## Key Lime Pie Bars

12 Large graham cracker rectangles  
2 Tab ground pecans  
1/3 cup granulated sugar  
1/4 teas cinnamon  
One stick of unsalted butter, melted  
3 egg yolks room temp  
1 can of sweetened condensed milk  
4 teas lime zest (about 3 limes)



Position a rack in the center of the oven and preheat the oven to 350. Spray 8x8 square baking pan with cooking spray, set aside.

In a small bowl stir together the graham cracker crumbs, ground pecans, sugar and cinnamon. Add melted butter and combine. Make sure all crumbs are moistened. Press crumb mixture into bottom of pan and bake for 10 minutes. Remove from oven and leave oven on.

In the bowl of electric mixer with whisk attachment whisk yolks for 2 mins. Add condensed milk and whisk for 2 mins. Stop mixer and scrape down the sides. Add lime zest. With mixer on low drizzle the lime juice in and run for 2 mins. Pour the filling in pan and bake for 15 mins. Cool and refrigerate. Serve with whipped cream

I have a story to share about this dessert.

We were in Michigan on the Caravan at a restaurant and eating out with Tom and Jean Beebe when it came time for dessert. Marty asked "How is the Key Lime Pie" to the server and she bragged how wonderful it was. As she came out with the desserts it was hard not to snicker as I saw her coming to our table. On the tray was a bright green jello looking piece of pie that was the Michigan version of Key Lime Pie. I think he took one bite of it. Best not to order Key Lime pie unless you can see it first.

Not much other news to share. We have been quarantined longer than we could imagined we would be and are waiting for vaccinations. May just do some SP's in Texas this spring. Wear a Mask! Greetings to all and see you down the road.

Cindy Berdan



# Convection Oven Tips

Submitted by Debbie Trimble

## How to Convert Conventional Oven Times and Temperatures to Convection Oven Settings

A conventional oven cooks food by heating the space inside the oven. A convection oven cooks food not only by heating the air inside the oven but also by moving that air around the food. Because a convection oven circulates this hot air around the food, food can be cooked for less time and at a lower temperature than in a conventional oven.

Most baked recipes are designed for conventional ovens, so if you are cooking the food in a convection oven you must reduce the time and/or temperature, or else your food will burn. There are three ways to convert conventional oven settings to convection settings, depending on the type of food you are cooking. You can read each method below, or use the convection oven conversion calculator.

### Method 1: Reduce the Temperature Only

For breads, cakes, and other desserts, the rule of thumb for convection oven conversion is to reduce the temperature by 25°F and keep the time constant. For example, if a conventional oven recipe calls for the bread to be baked at 325°F for 1 hour, then in a convection oven you should cook it at 300°F for 1 hour.

### Method 2: Reduce the Time Only

For roasting meats, the rule of thumb for convection oven cooking is to reduce the time by 25%, but keep the temperature the same. For example, suppose a recipe calls for the chicken to be cooked at 350°F for 1 hour and 30 minutes. Since an hour and a half is 90 minutes, you compute  $90 - (0.25)90 = 67.5$  minutes, which is about an hour and 8 minutes.

### Method 3: Reduce the Time and Temperature

You can split the difference between Methods 1 and 2 by slightly reducing both the time and the temperature. A good rule of thumb is to reduce the temperature by 15°-20° and reduce the time by 10%-15%. Use this method for casseroles, potatoes, custards, and other baked foods.

This link I have found to be helpful.

<https://www.gourmetsleuth.com/articles/detail/convection-cooking-adjustments>




One of our cooking hacks is to prep meals and freeze in flat gallon bags for efficiency in the freezer  
*Elizabeth Miller*

## Photo Correction



*In the December Roadrunner, this photo was incorrectly identified as Carol Sajovich sliding down a snowy hill in Taos. The correct information is as follows:*

We were at Great Sand Dunes National Park. It was right after I got my appendix out and when I went to slide down, I put my legs in the air and my stomach muscles started screaming, so I had to put my hands under my legs and went down on my back. It was super fun, Peter had better form! I'm ready to go back and do it again. *Carol Sajovich*



**Camper Clinic II**  
RV Super Center  
SALES SERVICE BODY SHOP RENTAL PARTS  
[camperclinic2.com](http://camperclinic2.com)



**AIRSTREAM**



**15855 South Interstate 35 Buda, TX 78610  
(512) 312-1478**