

UWAC Club News

Utah's Wasatch Airstream Club News



Volume 18 — JULY 2022 — WBCCI's Utah Affiliate

PRESIDENT'S MESSAGE

Dear UWAC members and affiliates,

Welcome to a much-anticipated summer of adventure! We are finally in the middle of prime camping season. Hopefully you are out enjoying your Airstreams!

Bonnie and I have been on the road quite a bit this spring. Even though the Jackpot rally was canceled due to weather, which wouldn't have been very conducive to golfing, Bonnie and I headed to Oregon the following week. We attended an Oregon unit rally in Dayville, Oregon which is very close to the John Day Fossil Beds National Monument. If you haven't visited this area of Oregon, you need to! The Painted Hills Unit of the monument is beautiful. Tiger Town Brewing, Co. is a very unique micro-brewery and lunch spot in the tiny old mining town of Mitchell, OR and is definitely worth a stop. This area is yet another one I don't think we would have visited had it not been for the Airstream club.

In May, at the awesome Warbirds rally in St. George, we welcomed several first-time UWAC rally attendees. Many thanks to the Galloways and the Buehlers for excellent planning and execution of a very fun and educational rally.

After leaving St. George, Bonnie and I headed west, made short stops in both Sequoia and Yosemite

National parks, then on to the Bodega Bay area of northern California for Memorial Day weekend.

Our cousins were lucky enough to get a spot in the Wrights beach state park and invited us along. The weather wasn't ideal, but the camp site is definitely on my top five favorite spots where we have had the pleasure of staying.



At the writing of this article, we are looking forward to good times and good company at the June rally in Flaming Gorge!

As some of you may already be aware, the 2023 International rally will be June 23-30 in Rock Springs, Wyoming. We are fortunate to have an International rally so close to home. Bonnie and I have attended two previous International rallies – Salem, OR and Lebanon, TN. I strongly encourage you to try and attend next year's International rally, which happens to be right in our back yard. As you can imagine, it will be a much larger gathering than our local club rallies. You will get a chance to meet other Airstreamers from across the U.S., as well as possibly other countries. There are classes, vendors, club ceremonies and organized local area activities. Also, as you will see in Kevin's note, we are working on a UWAC rally at the Airstream of Wyoming's Grand Buffalo resort following the International rally.

I want to thank all of you who took the time to vote on the the proposed amendments to the WBCCI Constitution. As of the writing of this note, we had received 28 of the possible 88 votes from UWAC members. Thanks again for voicing your opinion.
Hope to "see you down the road" soon!

John Ruskauff
Ruskauff@msn.com
(801) 674-0381 John Ruskauff
Ruskauff@msn.com (801) 674-0381

We're excited to welcome the following members who have recently joined UWAC



*Andrew and Sandran Cooley
Brint and Lynn Detwiler
Allister and Alaina Dopp
Alexander Duncan
Skip and Melissa Filanowski
Jean Rice
Larry and Gail Rose
Donald and Julia Willmoth*

Stories from the Road

April 21 - 24 Rally in Jackpot, NV, Cactus Pete's RV Park



The Lunds planned a rally in Jackpot Nevada.
SNOW WIND AND ALL AROUND INCLEMENT WEATHER FORCED US TO CANCEL. WE HOPE TO RESCHEDULE IN THE FUTURE.

UWAC Warbirds Rally — May 2022

Co-hosted by Linda & Darrell Galloway and Kevin Buehler

UWAC's first rally of the year, held in St. George, Utah from May 19 to the 22nd was a huge success with 14 trailers joining the dry-camping rally at the St. George Regional



Airport. The rally was held in

conjunction with the Warbirds Museum vintage aircraft annual fundraiser complete with ride-along flights in WWII B-17 and B-25 aircraft for an additional charge. More details can be found on the UWAC website: <https://airstreamclub.org/utahs-wasatch>




June 2022 – Flaming Gorge June 16-19 Hosted by Danny and Joni Simmons

Sixteen Airstreams headed to Pine View RV Park in Flaming George. The rally was a success and we had so much fun planning and hosting it.

We started the rally with a guided rafting trip down the Green River. The weather cooperated and we had a beautiful day on the water. We went to dinner, as a group, at the Red Canyon Lodge where we were visited by a herd of Bighorn sheep right out of our window.

Danny and I feel like this rally brought quite a bit of camaraderie to the group with many venturing out of their comfort zones during karaoke and the cornhole tournament on Saturday. The

Green River from
Look Out Point





Joni and Danny Simmons

prizes (and margaritas) seemed to be a hit as well. What a fun group of good sports and participants. Some of our group can really sing! We really enjoyed hosting the group and cannot wait to host another one. We look forward to seeing everyone at another rally.



Editorial note: This was Danny and Joni's first experience hosting a rally. If you are thinking about a place you love and wondering if you could host, read the excitement and enthusiasm in the Simmons' note above. What a great, positive statement about hosting.

Lava Hot Springs We just returned from a three day trip to Lava Hot Springs. What a fun adventure. We were surprised to find a beautiful campground we believe would be perfect for a rally. The hosts were helpful and congenial and happy to talk to us about places to go and things to see. We visited Chesterfield that overlooks the beautiful Portneuf Valley. Chesterfield is a Mormon pioneer town founded in 1880 along the Old Oregon Trail. It is located between Lava Hot Springs and Soda Springs. Chesterfield is listed on the National Register of Historic Places and provides a rare and unique glimpse into Idaho history. On the way we drove through Lund Idaho where Keith's grandmother was born. It's too small to be on any map but we enjoyed reliving some family history and sending pictures home to Keith's father. We also went to the mineral baths in Lava Hot Springs where water temperatures ran from 102 to 112 degrees Fahrenheit. We lounged in a pool that was 105 which seemed fine for us. We stayed at Portneuf Bend Campground in number 58, pictured here. They offer electricity only, no water or sewer. It was a great short trip and we are hoping to plan a rally there next year.



Keith and Jeanne Lund



Boondocking with the Buehler's

March saw the Buehlers semi-boon docking

on the Oregon coast, based out of the Newham State Park campground. The site had water, electricity but no sewer! The campground is roughly halfway between Tillamook and Cannon Beach. It included nice showers, multiple playgrounds, paved sites, and a short walk across the sand dunes to the beach.

The whole trip had a strong Goonies vibe with rain, mist, wind and generally overcast skies. Newham is a great base for exploring the northern Oregon coast. The week was spent visiting ocean beaches, breweries, cheese creameries, nature walks, and small coastal towns. Hiking and eating local seafood were constants.



A truly unique experience in Oceanside is visiting Tunnel Beach. The name says it all. You must use a 1920s tunnel blasted into the headlands to access a small beach cove. It's across the water from Three Arch Rocks National Wildlife Refuge.

Looking back, Oregonians refer to a little mud like Utahns refer to a little elevation gain. One day was spent on a hike to a nice point but not worth it considering the mud caked everywhere. Three months later and we're still finding mud in our boots.

Finally if you ever find yourself at the Astoria Column, buy the wooden glider before you ascend the 164 steps. Watching the gliders float lazily off the tallest point on the coast was a wonderful end to the trip.

Bonus pro tip: If you ever need a stop over around Pendleton, use the Wildhorse Casino. Easy I-84 access, well lit overnight paved parking. Antonio recommends the arcade.

Liz and Kevin Buehler

UWAC 2022 Rally and Event Schedule

Wyoming Caravan July 13th - 24th: (12 nights) at various campgrounds across Wyoming (Lund /Jorgensen are coordinating this unit caravan; Two night stays are planned in Pinedale, Thermopolis, Buffalo, Sundance, and three nights at Cody.

REGISTRATION IS NOW CLOSED.



August 2022 – Dinosaur National Monument Rally:

August 18 to 21, 2022. Contact Mary or Marcelo Paz for additional info on this event. Online registration tentatively closed 4-30-22.

Looking for an adventure 65 million years in the making? Then it's time to make your reservations for the Dinosaurland Rally. We are looking forward to this rally and hope you will join us in Vernal, Utah, August 18-21, 2022.

Please be sure to get your reservations made through the Dinosaurland KOA starting on April 1, 2022. Contact Info: Dinosaurland KOA – (435)789-2148 – they are giving us 10% off the price of approx. \$79.87/night (\$239.61 for three nights). The price varies slightly for certain sites and number of people coming. If you happen to have the KOA Rewards, you'll get an additional 10% off. Be sure to tell them you are with the Utah Wasatch Airstream Club and they will be able to get you a site with our group. You can ask for Daniel, but anyone who answers should be able to help you.

During our rally we will be going to the Dinosaur National Monument, taking a hike, relaxing in a beautiful campground with plenty of green grassy space, eating good food, visiting with a couple of paleontologists, plus plenty of other fun activities in the area. This is one rally you don't want to miss.

As soon as you have made your reservation, remember to fill out the Jot Form (link below) and pay your registration fee for this rally. Hope to see you there!

<https://form.jotform.com/220266613656153>

Crater Lake, OR : September 9-13 (4 nights) at Crater Lake RV Park in Prospect, OR (20 spots reserved); rally hosts are Vic and Chris Gabrenas: vcgabrenas@gmail.com
Cell: 801-694-5657 **REGISTRATION IS NOW CLOSED.**

October 2022 – Sun Valley Jazz Festival, Idaho: October 12-16, 2022. This may or may not be a rally organized by the unit, depending on whether or not Region 10 sponsors an Airstream rally as they have in the pre-COVID years. Several UWAC members are expected to attend the festival.

November 2022 – Club dinner (tentative): time, date and location TBD.

Rally Planning 2023

Hello UWAC!

Following two very unique and successful rallies at the St. George airport and in Flaming Gorge, we have started the conversation of scheduling our 2023 rallies. We are asking for

your help to plan an exciting, positive and diverse 2023 rally season. Some rallies are already planned/being planned but we still have room for many more. So far, we have the following in the works:

- * International Rally, Rock Springs, Wyo. June 24 to 30
- * Airstream of Wyoming Star Valley Rally, July 1 to 5, (tentative dates)
- * Urban rally in Ogden (No dates set yet)
- * Colorado (No dates set yet)

If you have an idea for a rally or are interested in hosting, please let me know. THERE IS NO PRESSURE TO HOST YOUR SUGGESTION! Hosting rallies is strictly voluntary but much appreciated. Our club is active and thriving because of the willingness of so many of you that have come forward to host or volunteer to help at rallies.

If you have previously hosted a rally and would like to do it again, please let me know where and when you would like to host. New locations are encouraged in addition to your old favorites. Once I have your input, I will work with you to secure the appropriate accommodations/itinerary.

If you have not hosted a rally but are willing to co-host with a seasoned host, please let me know and I will try to get you paired up. You would attend a rally and work with the experienced host to learn how to plan and pull off an incredible rally.

If you are not ready to host or co-host a rally, I would still like your ideas on new locations, events, and/or other creative opportunities to camp together. We are always looking for new ways to explore together.

Thanks for your active support and I look forward to hearing everyone's great ideas!

Kevin Buehler, Events Director – kevinbbuehler@gmail.com – 432-889-6804

TECH CORNER

Finding hidden fuses in your Airstream

Rich LuhrApr Airstream Life April 18, 2022

It was a dark and stormy night ...

... but it didn't have to be. Something had gone wrong in the Airstream, and the inhabitants didn't have a spare fuse. Or, perhaps they couldn't figure out where it was supposed to go!

You see, not all of the fuses in an Airstream are found in the fuse panel. There are others "hidden" in various places. If you're wondering why something electrical isn't working even though all the fuses in the main panel look good, this might answer the question.

The main fuse panel is the first place to look, especially if several electrical things go off at the same time, like multiple lights. This panel is typically located under the refrigerator or gaucho (in the dinette). But if all of those fuses are good and there's only one thing not working, you might need to find a "hidden" fuse.

Here are seven places you might find fuses specific to individual appliances—along with a video that walks you through most of them.

FUSE #1: POWER HITCH JACK

The hitch jack up front is wired directly to the battery, so it has its own fuse in a plastic fuse holder. You'll find it along one of the wires that goes to the battery.



These are sometimes "slow-blow" fuses—a type of fuse that can handle a temporary surge current that exceeds the current rating of the fuse. The safety benefit of a slow-blow fuse is that it won't just blow when there is a temporary surge current that exceeds the fuse's current rating. It's got to receive a consistent and elevated current above its normal rating before it will.

So, check for an indication on your hitch jack fuse label that says "slow-blow." If you find it, in addition to replacing the power hitch jack fuse with the *same amperage*, you'll need to make sure that the fuse you buy is *labeled "slow-blow"* as well.

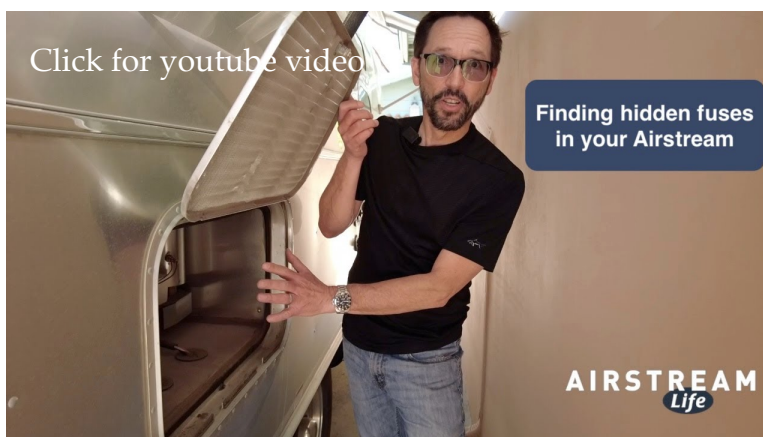
FUSE #2: SOLAR CHARGE PORT

Airstream trailers made after 2015 have solar charge ports mounted to the right front A-frame (just behind the propane tanks). This port is used for [portable solar panels](#), and it usually has a 20 or 30 amp fuse in a plastic holder like the one for the hitch jack.

FUSE #3: REFRIGERATOR CONTROL BOARD

Many refrigerators have on-board fuses, which you can see from the outside refrigerator access door. There have been so many models of Dometic and Norcold refrigerators installed in Airstreams that we can't say for sure which type or quantity of fuses your refrigerator may require. Check your Owner's Manual to find out. Or, look it up online, using the model number of your refrigerator. The model number is usually on a sticker inside the refrigerator compartment.

If you can't find your Owner's Manual, [this blog includes a link](#) to Airstream Owner's Manuals for every model and year dating back decades. Keep in mind that on older Airstreams the refrigerator may have been changed for a different model.



FUSE #4: SOLAR CHARGE CONTROLLER If you have factory solar on a late model Airstream, there's a fuse somewhere near the solar charge controller. The electrical diagrams provided in your Owner's Manual may give you a clue where to find it.

FUSE #5: SOLAR CONTROL PANEL

Again, you'll only have this one if your Airstream has factory solar installed.

FUSE #6: MACERATING TOILET

Macerating toilets were only installed on a few years and models of Airstreams, so this isn't terribly common. But if the macerator stops working, the fuse is the first thing to check. It will be mounted on or very near the toilet.

Usually this fuse blows because someone has put something they shouldn't in the toilet, like a "flushable" wipe. If you aren't sure what you should and should not put down an Airstream toilet, this [blog about toilet maintenance](#) may be helpful.

FUSE #7: FANTASTIC VENTS

All Fantastic Vents have old-school glass fuses in them, located up in the body of the fan in a black twist-off holder. Generally they're 5 amp fuses. It's always a good idea to have one of these on hand as a spare, and they're simple to replace.

TIPS

Most of these fuses are mini blade fuses, like those used in cars, and they're really easy to get at hardware and auto parts stores. Take the old fuses with you to the store if you're not sure which type you need. Keep in mind they come in different amperage ratings (the number printed on the fuse) and you need to replace with the exact same rating and type of fuse.

If you have our [Maintenance Essentials Kit](#), you already have all the fuses needed for the main panel, and perhaps several other places. Unusual fuses, like slow-blow types and weird sizes that might be needed for the refrigerator, can be found online.



Comments

Dave Cochrane

April 19, 2022 at 12:49pm

We have a 2006 International 28' CCD. The fuse for our propane detector located just below the fridge blew and we had difficulty finding the fuse. It uses a glass inline fuse located under the couch. Access was only by a thin person crawling inside the storage compartment under the couch. The fuse holder is up against the front wall of the trailer behind the battery box but inside the trailer. Hope this will help a fellow Airstreamer.

Jon Stumbras

April 19, 2022 at 12:49pm

This is a great article. When my inverter stopped working I learned about two more hidden fuses I wish I had known about. One fuse was located in the inverter itself (installed under the bed in my

2015 and the culprit ended being a “mega fuse” located under the inverter accessed through the front garage of the airstream. Learned about that one from the dealer who replaced it when I ran out of ideas.

Luc Laperrière

April 19, 2022 at 12:49pm

There is so much other place that fuses are hidden.


Water heater

LP detector

Inverter

Light switch

Range hood



UWAC Website - The legacy UWAC website will no longer be updated as the club has transitioned over to a shared website with the rest of WBCCI. Be sure to bookmark the new site:

<https://airstreamclub.org/utahs-wasatch>

You can find the latest UWAC newsletter, rally schedule, registration instructions and other important information on the new website. In addition, as a member you can log-in and see the current directory of UWAC members.

MEMBER DIRECTORY: For instructions on how to add your photo to the member directory, please see the following tutorial:

<https://www.youtube.com/watch?v=LUICC-howkM>



CLUB FLAGS

Just a reminder that anyone can order the club flags that you see around, from Flagology. They can be personalized with your names and WBCCI number. Just use this link to their website since it's a custom item. <https://www.flagology.com/product/personalized-utahs-wasatch-airstream-club-garden-flag-12-5-x-18/>

RECIPES

Grain Bowl Cobb Salad for Two

Grain bowls are a great make-ahead lunch or dinner for Airstreaming. The healthy ingredients can be prepared in advance and combined later for a beautiful meal within just a few minutes. This recipe was taken from "Grain Bowls" by Anna Shillinglaw Hampton.

Ingredients:

- 7 Oz cooked quinoa (you could also use brown rice or another whole grain)
- 7 oz rotisserie chicken, shredded (leftover chicken works well too)
- Two hard boiled eggs cut into pieces
- One avocado peeled and sliced
- 1 1/2 oz blue cheese, crumbled
- Four slices bacon crisp and crumble
- Sea salt and black pepper to taste
- Buttermilk herb dressing (see recipe)

Although the recipe doesn't call for it, I like to add a handful of greens to each bowl before layering the listed ingredients. When ready, divide the quinoa, chicken, eggs and avocado between two bowls, drizzle with the dressing, season and top with blue cheese and bacon. (Blue cheese or ranch dressing works well with this bowl if you're not in the mood to make your own.)



Buttermilk Herb Dressing

- 4 fl oz buttermilk
- 2 tablespoons sour cream
- 2 tablespoons mayo
- 1 garlic clove grated
- 2 teaspoons fresh herbs (parsley or chives, chopped)