



PALMETTO STATE AIRSTREAM CLUB
CLUB 022 WBCCI



September 2022

Inside this Edition:

Page 2 – Officers, President's Message
Page 3 – Birthdays, Anniversaries,
Cares and Prayers, Nuts & Bolts
Page 4 – 2022 Rally Schedule,
Listed Donors for August Rally
Page 5 – Schedule for September Joint Rally
Pages 6 & 7 – 2023 Rally Schedule
Pages 8 – 66th Airstream Club International
Rally Registration Information
Page 9 – 65th Airstream International Rally
Story
Page – 10 Pictures from Lazy Hazy Days of
Summer Rally
Page 11 – Our PSAC Pet Stories
Pages 12 & 13 – Recipes



President's Message: by Eric Pollard (BRN 7218)

Wow, it's been a long summer and we are looking forward to some cooler weather. Hopefully, the Joint Rally at the Cove this month will bring with it some good times and some cooler days.

As I am writing this today, it is exactly 117 days till Christmas. YIKES, it's hard to think about that!! Well, I don't want to scare you but, we have to think about what's ahead for the remainder of the Palmetto State Airstream Club Year.

We always look forward to Alumalina which will be October 27-30 at the Tom Johnson Rally Park in Marion, NC. Alumalina is 4 days of food, fun and fellowship. You can learn all about it at airforums.com or just ask any of our members since many of us have attended Alumalina. It is put on by our very own John Leake with lots of help from our members and many others. There are 300 full hook up sites at just \$35 per night. Show up, pick a site, set up and then pay up. We try not to miss it every year. No reservations are needed, just email John (john@leakesantiques.com) and let him know you want to attend, or sign up through Air Forums.

That leads us into November and our Installation Rally. This is when we say good-bye and usher in a new year with a new slate of officers. If you are interested in any positions on the board or any of our committees, we'd love it if you could just shoot a text or an email to me, Terry Montgomery or Burt Broadway. The club is only as strong as the leadership that keeps us going in the right direction. We need to vote on the new officers in November. We will need a new Director to replace Gail Broadway. We would also like future candidates for 2nd VP, Constitution and Bylaws, Auditor and any other position you may be interested in. Just check the directory and the Bylaws where you can find more details on duties of committee and officer positions. It is very rewarding to serve our club as an officer, on committees or as a host for a rally. We are always open to new ideas and suggestions, so don't be shy.

Be sure and check the 2023 Schedule and see all the great and fun places Burt and Gail have planned to rally next year. Some require early reservations, so be sure to reserve your spot. Campgrounds and especially state parks fill up fast.

As we look forward to Fall camping, be prepared for some fun and exciting times ahead. We hope you will all be able to join us, and we are looking forward to the adventures we will enjoy together!

2022 Palmetto State Airstream Club Officers:

President: Eric Pollard

(803) 833-2488 erictpollard@gmail.com

1st VP: Burt Broadway

(980) 257-9621 burt.broadway@gmail.com

2nd VP: Donnie Lee

(803) 984-6748 dlakewsc@yahoo.com

Treasurer: Annie Montgomery

(803) 242-6125 treasurerunit22@gmail.com

Recording Secretary: Sandee Welch

(949) 395-4917 bik_me@yahoo.com

Corresponding Secretary: Kathy Welch

(864) 247-7991 kmw320@gmail.com

Directors:

Gail Broadway

(803) 322-7687 broadwaygail@hotmail.com

James T. Schaal

(540) 353-0087 jameschaal@gmail.com

Communications:

Editor of The Bell Ringer:

Joyce Butucel

(920) 589-0051 a7roses4757@gmail.com

Facebook Web Page:

Melia Jacobs

(770) 540-1354 mjacobs0902@gmail.com

Facebook Page: Palmetto State Airstream Club



September Birthdays:

Melia Jacobs – 2
 Tom Dodge – 3
 Bobby Puryear – 3
 Pam DeVine – 5
 Cheryl Hamilton – 5
 Michael Charles – 6
 Sandee Welch – 8
 Linda Foster – 14
 Teresa Sineath – 17
 Paul Braun – 24
 Jeffery Morehead – 27



October Birthdays:

Thomas Suttlemyre – 13
 Brad Van Thof – 15
 Madalyn Morehead – 17
 Keith Philips – 23
 Ann Miller – 27
 Doug Wallis – 29
 Ansel (Sonny) Meadors - 30

Happy Anniversary!

September Anniversaries:

Donald & Kathleen Tyminski – 3
 Howard & Marti Wallace – 25

October Anniversaries:

John & Lisa Holden – 3
 Jack & Deborah Brooks – 27



Cares and Prayers:

- Prayers for Ann Miller who has cancer.
- Continued prayers for Jake & Diane Butts.
- Continued prayers for Sonny & Linda Meadors and their son Jeff and his family.
- Joyce Butucel's back, broke L1 lumbar.
- Continued prayers for Eric Pollard

Nuts & Bolts

Submitted by Terry & Annie Montgomery (BRN 3156)

Take a minute and see how many amps you could be using in your RV's 30 or 50 AMP ELECTRICAL SYSTEM. It is surprising how fast the amps will add up and suddenly your airstream breaker or the breaker on the park's power pedestal trips. Knowing your amps and all of the electrical appliances that you may use while camping can help you manage your electrical system and keep you from having your electricity go out. The following is a list of the typical electrical appliances and the average amps required to operate them:

1. Air conditioner (15,000 btu) 12.5 amps
2. Coffee pot 11.0 amps
3. Computer 4.5 amps
4. Converter 1.5 amps
5. Crock pot 1.5 amps
6. Electric fry pan 10.0 amps
7. Electric water heater 12.5 amps
8. Hair dryer 10.0 amps
9. Heater (1,100 watts) 10.0 amps
10. Microwave 12.5 amps
11. Refrigerator 4.0 amps
12. Toaster 10.0 amps

In the morning if you use the A/C, water heater, coffee pot, toaster and watch TV, you are using 55 amps. If you decide to also use the microwave, then you are definitely headed for a tripped breaker. It is worth your time to take inventory on the amps of each item you will use. Managing your total usage will greatly reduce the risk of tripping your breaker and having to deal with the anxiety of "my power went out!"

Hope that you all find this information helpful. If you have topics that you would like for me to research and do a nuts and bolts on, please let me know.

SAFE TRAVELS TO EVERYONE AND SEE YA DOWN THE ROAD!!

2022 Rally Schedule

October 27-30, 2022 **ALUMALINA BUDDY RALLY**

Tom Johnson Rally Park, 1885 Hwy 70 West, Marion, NC
A Carolina Airstream gathering. 4 days of food, fun,
fellowship, seminars, craft fair/flea market, beer swaps,
Bourbon Trails, walking, talking, biking, hiking, paddling,
picking, grinning, campfires, miles of Aluminum, and lots
of paroozing. Details to come on airforums.com.

November 4-6, 2022 **Installation Rally**

Palmetto Cove RV Park
521 Table Rock Road, Cleveland, SC 29635
Phone #: 864-836-6221
Hosts: Bill & Sandee Welch

December 9 – 11, 2022 Christmas

Boon-dock / Potluck Christmas Rally

PSAC Potluck Christmas Lunch

Saturday, December 10 from **11:00 am – 2:00 pm.**

At Robert and Arlene Puryear's Home


552 Holly Ferry Road, Leesville, SC

Hosts: Robert and Arlene Puryear




Donations of Door Prizes for the Lazy Hazy Days of Summer Rally came from:

- RV One, Colfax, NC
- Tireminder, Stuart, FL
- Camping World, Spartanburg, SC
- Bobby & Arlene Puryear
- Donny & Vickie Lee



Palmetto State / SC Coastal Joint Airstream Rally



THURSDAY, SEPTEMBER 8 --- *Early arrivals*

4:00 pm Group Therapy, an informal meet up.
Bring your favorite beverage and eats to share.
Dinner on your own.

FRIDAY, SEPTEMBER 9 --- *Official Start of Rally*

- 4:00 pm Happy Hour & Chili Feed by SC Coastal, Palmetto Pavilion (Shelter)
- 6:00 pm Dinner on your own or host a Pop-up Meal at your rig.

SATURDAY, SEPTEMBER 10

- 8:30-10:00 am Breakfast provided by Palmetto State
- 10:00 am Hints & Habits
- Lunch On Your Own

[The Rock Restaurant and Bar](#)

[Aunt Sue's Country Corner](#)

[Mountain House At Caesar's Head](#)

[Cendy's Cafe](#)

[Pumpkintown Opry](#)

- Afternoon Free (College Football Down South)

[Nearby Attractions \(palmettocove.com\)](http://palmettocove.com)

- 4:00 pm Happy Hour BYOD & S (Drinks & Snacks), Palmetto Pavilion
- 5:00 pm Dinner provided by Palmetto State, Palmetto Pavilion
Taco Bar with all the fixings
- 6:30 pm Dessert provided by Palmetto State
Ice Cream Sundae Bar (*bring your own bowl & spoon*)
Feel free to bring brownies or cupcakes



SUNDAY, SEPTEMBER 11 --- *Departure Day*

- 8:30 am Continental Breakfast provided by SC Coastal
- 9:00 am Campers Church, Palmetto Pavilion
- 9:30 am Safe Travels - See ya Down the Road.....



Please note:

*Please remember to bring your own setup and a drink to every meal.
Palmetto State will furnish coffee and juice Saturday; bring your cup.*

Palmetto State Hosts: Melia Jacobs, Henry & Fran Herlong

SC Coastal Hosts: John & Lisa Holden, Scott & Darleen Dudley

Sign up!
To Host!

2023 Rally Schedule

Sign up!
To Host!


January 5 – 8, 2023 Canopener (*This is not a Club Rally*)
7525 W. County Highway 30A; Santa Rosa Beach, FL, 32459
Members can attend Canopener Rally in FL.

February 11, 2023, 11:00AM-2:00PM Valentine Luncheon

Tega Cay Shore Club, 15083 Molokai Drive, Tega Cay, SC 29708.

We have reservations at the beautiful Shore Club in Tega Cay which is the perfect setting to celebrate Valentine's Day. Please RSVP Burt Broadway at burt.broadway@gmail.com if you plan to attend.

Hosts: Burt & Gail Broadway



March 16 – 19, 2023 Silver in the Sand

Ocean Lakes Family Campground, 6001 S. Kings Hwy., Myrtle Beach, SC 29575

We have reserved 25 Sites in the **H Section**. Reserve early to get your favorite spot. All with concrete pads that are close to the ocean. Be sure and tell them you are with the Palmetto State Airstream Club. **Call 800-722-1451.**



March 29 – April 2, 2023 Region 3 Rally

Ocean Lakes Family Campground, 6001 S. Kings Hwy., Myrtle Beach, SC 29575. Each person is responsible for obtaining a campsite for their rig. Call 800-722-1451, as soon as possible, to make your reservation. Make sure that you mention that you are with the region 3 Airstream Group and ask to be placed in that area.

April 20 – 23, 2023 Silver in the City, York, SC

An urban rally hosted by Palmetto State Airstream Club #22. Please let Terry Montgomery know if you are planning on attending by emailing him at terrymontgomery31@gmail.com.

Hosts: Leakes, Montgomerys and PSAC

May 18 – 21, 2023 Rally on Wylie

Ebenezer Park - 4490 Boatshore Road., Rock Hill, SC 29730

Call 803-366-6620 and make your reservations as soon as possible, and mention Palmetto State Club Airstream Club when making reservations.

Sites 1-30 are being held for our club. There are also overflow sites across the road, which are Sites 3, 35, 37, 38, if needed. The block to reserve these sites for PSAC will expire on April 30th, 2023.



June 24 – 30, 2023 66th International Airstream Rally

Sweetwater Event Center - 3320 Yellowstone Road, Rock Springs, Wyoming 82901 at Sweetwater Events Complex. You can now sign up for the International Rally.

Register: www.airstreamclub.org/Rally2023

or go online, or see your Blue Beret for more details. Also, see page 8 for more details



Sign up!
To Host!

2023 Rally Schedule

Sign up!
To Host!



July 20 – 23, 2023 July Cove Rally

Palmetto Cove RV Park, 521 Table Rock Rd., Cleveland, SC 29635

Phone #: 864-836-6221

It's always a fun time at the Cove, the home base for our club.

August 17 – 20, 2023 Lake Greenwood State Park

302 State Park Road, Ninety Six, SC 29666, call **864-543-3535** and ask for Campground #1. **Please book early so we can get the sites closest to the recreation building to have a great rally!** Most sites have full hookups. Be sure to tell them you're with the Palmetto State Airstream Club!

September 14 – 17, 2023 TBD

October TBD, 2023 ALUMALINA BUDDY RALLY

Tom Johnson Rally Park, 1885 Hwy 70 West, Marion, NC
A Carolina Airstream gathering. 4 days of food, fun, fellowship, seminars, craft fair/flea market, beer swaps, Bourbon Trails, walking, talking, biking, hiking, paddling, picking, grinning, campfires, miles of Aluminum, and lots of paroozing. Details to come on airforums.com.



November 3 – 5, 2023 Installation Rally

Palmetto Cove RV Park, 521 Table Rock Road, Cleveland, SC 29635

Phone #: 864-836-6221

It's always a fun time at the Cove, the home base for our club.

December 2023 TBD

PSAC Potluck Christmas Lunch

More details to follow....



Sign up!
Register!
Sign up!



Sign up!
Register!
Sign up!

66th AIRSTREAM CLUB INTERNATIONAL RALLY



JUNE 24-30, 2023
SWEETWATER EVENTS COMPLEX
3320 Yellowstone Road
ROCK SPRINGS, WYOMING 82901



Seminars ♦ Exhibits ♦ Socials ♦ Entertainment

You can now sign up for the International Rally.
Register Online www.airstreamclub.org/Rally2023
or by Mail ♦ Phone 937-596-5211
or see your Blue Beret for more details.



65th International Rally in Fryeburg, Maine

Story submitted by Tami Van Thof (BRN 29651)



When we first arrived in Fryeburg, Terry Montgomery came over to tell us how we had a couple that were members of the Wally Byam Club for 4 years but had never come to a Rally and said they would be here at this one. Their names are Ben and Jill Lacey. What a treat was in store for us from our “not new” members!



Terry came by again, to let us know we were to gather our chairs in the breezeway between rigs, and Ben came out and started setting up his equipment. Lo and behold, we were privy to a concert with his guitar and set up. As he sang, the crowd grew and our little group became a much larger group.



Ben took requests but said his repertoire was “old dead men’s songs.” Perfect, as those are the ones we know and love. Not only did we have this one impromptu concert, but a few days later they gladly put on a 2nd one, which killed the battery on his iPad. This second concert lasted 4.5 hours.

Even Jill joined in with her flute. They are quite the musical couple and it made the trip magical. So apparently, this is what they do as they travel: They set up and start playing everywhere they go. We send a big “thank you” to the Laceys and can’t wait to see you again!



Lazy Hazy Days of Summer Rally!

Pictures submitted by Gail Broadway (BRN 6718)



AIRSTREAM

**Lazy Hazy Days of
Summer Rally!
Asheville, NC**



Our PSAC Pet Stories

Submitted by Paul Welch (BRN 11648)

If you don't want a dog with bad breath licking your face in the mornings, what do you do? You get a cat! . . . which is exactly what we have. He weighs 11 pounds, is mostly white with some gray spots and he is now 14 years old. His name is "Kitty" which is a testament to his owner's creativity and ability to think outside the box when it comes to selecting names.



Kathy heard a faint meow in a blueberry patch one day, and there he was, lying under a leaf. He was within 24 to 36 hours of dying. He had an ear infection, a lung infection, ringworm and worst of all, a misshapen esophagus. His throat went in and out like a bull frog. The Vet informed us that cats very seldom survive this ailment, that he was not a good candidate for surgery and that his chances of survival were so slim that we should not spend much money on him.



With all that in mind, we took him in and started caring for him. We were also told not to handle him because ringworm is very contagious, but despite the Vet's advice, I held him, gave him baths in a sulfur solution (he smelled like the gates of hell) and he slept in my bed on my arm every night. With the best care we could give, it was still 3 weeks before he could take 3 steps without falling over.

Amazingly, he survived all that and has been with us for 14 years. His first home was our Airstream (we were full-timers at the time), so he is equally at home in his silver palace as he is in our log cabin. As many of you know, he attends all of our rallies and stays with us when we are hosting at Palmetto Cove.

Now, please allow me to brag just a little bit. When Kathy and I visited China, we went to a "cat show." Any trick you have ever seen a dog perform, cats can perform the same trick . . . believe me. And my cat obeys my commands (when he is in the mood to do so!). But when it comes to keeping me from over-sleeping in the mornings, Kitty takes the cake. He does not meow, or walk on me or get in my face. No, those methods are not effective enough. Rather, he gets on the table beside my bed, reaches up with his paw and turns off my C-PAP (guaranteed to wake you up). I roll over and turn it back on. He waits 5 minutes and turns it off again. Kathy watched him do that 4 times in a row one morning, waiting 5 minutes before hitting the "off" button again each time. I brag because not many people have pets that are live-in snooze alarms. He is a special animal and is very special to us.



Easy Cheesy Hash Brown Casserole

Make ahead a cheesy hash brown casserole recipe, filled with shredded potatoes and topped with Ritz crackers. Quick and easy side dish, perfect for a crew!

Ingredients:

- 30 oz. frozen hash browns (thawed)
- ½ cup salted butter (melted)
- 1 tsp. salt
- ½ tsp. ground black pepper
- ½ cup onion (minced)
- 10.5 oz. can cream of chicken soup
- 1 pint sour cream
- 2 cups sharp cheddar cheese (shredded)



Ritz Cracker Topping:

- 2 cups Ritz crackers
- ¼ cup salted melted butter

Directions:

- Preheat oven to 350 degrees F.
- In a large mixing bowl, combine the first 8 ingredients.
- Spread mixture into a greased 13 x 9" baking dish.
- In a smaller bowl, mix together the slightly crushed Ritz crackers and melted butter.
- Sprinkle the Ritz crackers over the hash brown mixture in the baking dish.
- Bake uncovered for about 1 hour.
- Serve warm.



Hamburger Casserole

Ingredients:

- 1-lb. Ground beef
- 1-can Cream of mushroom soup
- 1-can Tomato soup
- 1-can Whole kernel corn, drained
- 2-tsp. Chili powder
- 1-Onion
- 1-1/2 cups dry Macaroni noodles, cooked and drained
- Cheddar Cheese to your liking
- Salt and Pepper to taste

Instructions:

- To make hamburger casserole, preheat it to 350 degrees F.
- Boil macaroni as per instructions on the package.
- In a large skillet, add ground beef and onion. Cook them until beef turns brown and onions are translucent. Add chili powder, a pinch of salt and black pepper to taste.
- Mix the soups and corn, then add to cooked hamburger. Add macaroni, and mix thoroughly.
- Pour mixture into a 9x13 baking dish, and bake for 40 minutes. Cover the top of the casserole with shredded cheese and bake until melted.