



# Region 10 Airstream Club International Newsletter



July 2022

[airstreamclub.org/region10](http://airstreamclub.org/region10)

Summer Issue

## **Officers & Committee Chairs**

**President:** Kathy Geese  
[kathygeese@gmail.com](mailto:kathygeese@gmail.com)

**1st Vice President:** Darlene Caldwell  
[dcaldwell4076@me.com](mailto:dcaldwell4076@me.com)

**2nd Vice President:** Susan McPhee  
[susanmcphee@comcast.net](mailto:susanmcphee@comcast.net)

**Corresponding Secretary:** Angela Schock  
[angela.m.schock@gmail.com](mailto:angela.m.schock@gmail.com)

**Treasurer:** Ray Schmitt  
[reschmitt@centurytel.net](mailto:reschmitt@centurytel.net)

**Membership Chair:** Lesa Welcker  
[lesawelcker@hotmail.com](mailto:lesawelcker@hotmail.com)

**Caravan Chair:** Tom Akam  
[lighthouse13381@shaw.ca](mailto:lighthouse13381@shaw.ca)

**Ethics & Grievance:** Bob Caldwell  
[airstream267@gmail.com](mailto:airstream267@gmail.com)

**Contributing Editor:** Darlene Caldwell  
[dcaldwell4076@me.com](mailto:dcaldwell4076@me.com)

**Rally Coordinator:** Janet Schober  
[janetschober@comcast.net](mailto:janetschober@comcast.net)

**Newsletter Editor:** Carolyn White  
[airstream355@gmail.com](mailto:airstream355@gmail.com)

**Webmaster:** Carolyn Beardshear  
[cbshear@gmail.com](mailto:cbshear@gmail.com)

## **President's Message**



Hope this finds everyone out using their Airstreams, meeting up with old friends, and making new ones. It has been a busy eight months since I became Region 10 President and the best part of the job is getting to meet so many of you!

I just returned from three rallies back-to-back that took me from my home in Olympia, WA, to Grants Pass, Oregon, Crescent City, California, and to McMinnville, Oregon.

I continue to be so impressed at how devoted you as members are to welcoming new members, supporting each other, and stepping up to host rallies. We are all volunteers and one of the largest and longest running single brand camping clubs in the world. Which takes me to my next topic - voting!

We have two very important amendments that will be voted on at the International Rally in Maine. You have probably been hearing about them from your local club leadership. Many of you belong to clubs that have already voted and thank you for both voting and strongly supporting both amendments. For those of you that have not voted, it is your right as a member and how your voice can be heard. I served on the Transition Team and was just one of 25-30 members that contributed to how we believe the club needs to expand leadership and move forward.

Airstream sales have been phenomenal and while we are growing as a club, our club growth numbers have not kept pace with sales. By expanding our leadership team and attracting volunteers with expertise in marketing, finance, recruitment, etc., we hope to capture that share of the market we are currently missing and support our local clubs in their efforts.

*[continued on page 2]*

## President's Message *(continued from page 1)*

On to my next topic and you probably already noticed the fresh look of the Region 10 newsletter. We welcome aboard Carolyn White, our new creative director and newsletter editor. Carolyn redesigned the Region Logo which had no mention of Airstreams, the Airstream Club or even the names of the states in our region.

She is a published author and active editor of the Olympia Elks club newsletter and in addition to her graphic skills, has extensive experience in editing. Carolyn has great goals for how this newsletter can serve you as members in one of the most beautiful regions in the US and Canada.

I want to remind you that as Airstream Club International members, you are welcome to join rallies of other clubs. If your travels are taking you through other areas, go to [airstreamclub.org](http://airstreamclub.org), find a rally, check for availability, and join other Airstreamers at play! With reservations at campsites in short supply these days, it is a great way to explore an area with the expertise of the local members. Just one of the many benefits of belonging to Airstream Club International/WBCCI.

~ Kathy Geese, President, Region 10



## Editor's Desk ~ Carolyn White

Welcome to the inaugural issue of our quarterly Region 10 newsletter!



Growing up in Nebraska, I always looked forward to our family's trailering adventures "out west." My mom and I would lust over the 1960's Airstreams in the dealer's showroom but my dad said we couldn't afford to replace our Shasta with one of those shiny bullets.

Fast forward to 1980, when my husband Gerry and I were starting a software business. In the days of the 1200 baud modems, remote support meant traveling to our client's locale. It didn't take much to convince Gerry, who had previously owned an Airstream with his dad, to buy a 1966 Overlander as our home/office away from home. Since then, we've owned a 1974 Sovereign, two 1975 Argosy trailers (sad note-one was totaled when a driver hit us), two Airstream motor homes, a 1996 front kitchen 34', (which we traveled to

Lakewood, New Jersey to buy) and now we are the proud second owners of a 1972 Overlander.

In 2002, our 1974 Sovereign piqued our interest in the WBCCI via the Vintage Airstream club. After retiring from our computing business, we full timed for nine years, eventually settling at the Washington Land Yacht Harbor almost ten years ago.

In retrospect, I've traveled many miles across North America, gone from working with computers with no view screen to voice-command technology, and evolved from the days when cut and paste meant using an X-acto knife and a glue stick. With our digital cameras, cell phones, and email, it's easier than ever to share our travels and memories in an interactive newsletter format.

In light of our modern technology, I invite all Airstreamers to contribute to our Region 10 Newsletter.  
*(continued on page 3)*



## Editor's Desk *(Continued from page 2)*

Whereas your unit's newsletter focuses on local happenings, this newsletter offers a taste of all the units in this beautiful region. Additionally, we are fortunate to have quarterly technical tips and Airstream expertise from Ray Putnam, who has written tech columns for the Blue Beret, and words of wisdom from the crew at Airstream Adventures Northwest.

Here are several suggestions for you, the reader, to contribute to our Region 10's newsletter:

- 1. Top Tips for My Town** - Let fellow Airstream travelers know of great places to visit around your area. Do you have a local attraction? Do you have a favorite eatery? (See page 10 for an example)
- 2. Potluck/Social Hour Recipes** - Do you have a favorite recipe for a large group? Do you have a picture of your creation and/or the group that enjoyed eating what you made?
- 3. Intra-Club Activities** - Are there rallies or gatherings planned for the Intra-Clubs in Region 10, i.e. Vintage, Classic Airstream, Amateur Radio Club, Indie Streamers, Grapes & Grains, or Future Streamers?
- 4. Rally Reports** - Tell us what a great time you had at a unit rally and share pictures.
- 5. Caravans** - Recount your adventures on a caravan in Region 10. Did you have a favorite stop or campground?
- 6. Best upgrade to your Airstream** - Have you made any additions to your Airstream that improved the quality of your travels?



These are a few suggestions and I welcome all input from our Region's members. Email me at [airstream355@gmail.com](mailto:airstream355@gmail.com) with your contributions or if you have questions about submitting articles or pictures.

**Deadline for the Fall issue is Sept. 19, 2022.** Safe journeys!

*Click on the "f" icon to find WBCCI Region 10 on Facebook!*



'Bambis' in their natural habitat. Courtesy Carol Dion, taken at an Oregon Unit "Newbie" rally.



Hunting for fossils in the Alberta Badlands. Canadian Rocky Mountain Caravan, Neil Mertz



## Region 10 Rally Recap ~ Susan McPhee, Region 10 2<sup>nd</sup> VP

The 2022 Region 10 Rally co-hosted by Idaho and Washington clubs was a smashing success! The rally was held in Lynden, WA, which is an adorable Dutch-style town on the Canadian border. A great location for all corners of Region 10 members to attend. And they did! We had 181 friendly attendees and 88 beautiful Airstreams of all shapes, sizes, and vintages.

Hats off to Kathy Geese, Region 10 President, and Janet Schober, Region 10 Rally Coordinator for all their hard work putting together the many moving parts that made this rally so great. There were many volunteers, so thank you to everyone that helped. A special thanks to Airstream Adventures Northwest who generously supported this rally.

We had special guests - Nominee for Airstream Club International President Eric McHenry and his wife, Region 12 President LaVerne McHenry, Nominee for Airstream Club International Secretary Terri Warren, six of the club presidents, and one vice president.



There were countless fun activities. Here are a few highlights. We went on a 5-hour whale watching cruise on the Puget Sound. The cruise took us to view many of the San Juan Islands, which are stunning. Our tour guide kept us apprised of the local history and interesting facts about the wildlife. And we did see a humpback whale and her calf!

The Kona Ice truck was a big hit! We could make our custom shaved ice creation or choose from a variety of fun flavors. We got lucky as it was hot and sunny when the truck arrived. A great

way to enjoy our social hour.

Mike and Nancy Burnett hosted a movie night. There were plenty of giggles watching *The Long, Long Trailer*. Add in candy, popcorn, and drinks and it was a rally-goers paradise.

There were multiple seminars from 101 to maintenance to winterizing to tech talks. Something for everyone at every level to learn and share information about our Airstreams.

I personally loved the "Tour of Homes." Ultimate Airstream was there, and we toured 7 outstanding Airstreams that had received Ultimate Airstream upgrades to their trailer. We saw many great ideas and it was nice to see how they were used. I hope the folks that opened their trailers to us enjoyed all the gushing of well-deserved compliments they received.


This was just a taste. There were bagpipes, star gazing, bike rides, lots of games, dinner with live music, a Lynden parade, tours of a creamery and distillery, quilting and needlework classes, and more.







Lynden, WA Fairgrounds



*There be whales here!*







Many thanks to Susan and Tim McPhee for all of the Region 10 Rally photos and drone shots.

## Region 10 Rally Silent Auction for Charity~ Janet Schober, Region 10 Rally Coordinator

We capped our fun at the Region 10 Rally with a silent auction on Saturday during our social hour. Auction items came from all corners of the region - goodies you can only find in Canada and things made or grown in our local communities. Each basket was overflowing with the tastes of our region.

Airstreamers are a generous and creative bunch. Non-edible donations included handcrafted items - a cross stitch piece featuring an Airstream; a mosaic quilt with a flamingo; a whale themed quilt; an elegant pine cone wreath; and a Christmas spider ornament, all created by the talented members of our club.

There was a table filled with jewelry - we sure like shiny things! Books about our Airstreams and the latest in cookware were among the offerings. Any Airstream rally would be incomplete if our unofficial mascot (or is it official?) wasn't present. Flamingos did abound as we had stuffed, flat and plug-in ones. A silent auction must include the right amount of pink.

Our silent auction benefited the Lynden area Meals on Wheels program and we are excited to share that we will be completing a donation for \$3,250. A HUGE thank you to the local clubs that donated baskets and to all of you who attended the Region 10 Rally! One couple 'won' several small items and when they came to settle their tab, they paid with a \$100 bill and donated the change. The Lynden Meals on Wheels program was amazed by the generosity of Region 10 clubs! *(continued on page 6)*



## Region 10 Rally Silent Auction for Charity *(continued from page 5)*

In appreciation, here is the email I received from Julie Meyers, the director of the Meals on Wheels program:

*"Hi Janet,*

*I apologize for the delay in getting this to you. We are extremely appreciative of your Airstream club's generous donation to Meals on Wheels and More!*

*The \$3250 donation from the Region 10 Airstream Club will provide at least 650 nutritious meals for vulnerable older adults through Whatcom County! Prior to the pandemic the demand for home-delivered "Meals on Wheels" by home-bound older adults was increasing steadily with 75% growth over 5 years. Demand for our services skyrocketed with the onset of the pandemic in 2020 and we continue to deliver nearly 40% more meals each month than in 2019 (pre-pandemic). Your generous contribution will help ensure that we can continue to support the health and independence of all local seniors who need them."*

*Julie*

*Julie Meyers, MS, RD*

*Meals on Wheels and More Director, Whatcom Council on Aging*

*315 Halleck Street, Bellingham, WA 98225*

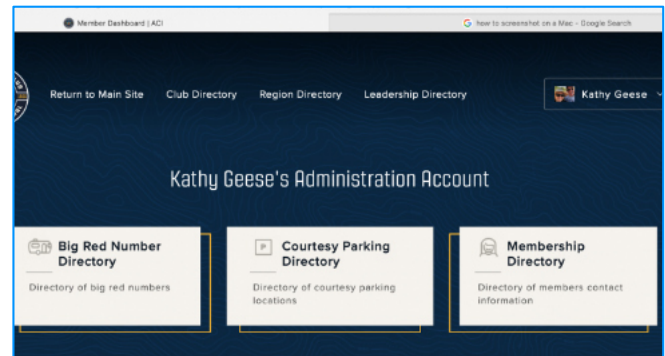
*360-733-4030 x1025 <https://whatcomcoa.org>*



## Courtesy Parking ~ Kathy Geese

Have you ever used one of the best member benefits of the Airstream Club International/WBCCI? Airstream Courtesy Parking has been around for many years and I had the opportunity to use it for the first time recently. We were traveling with friends that are also members and we had a "gap" day between rallies. As members of Harvest Host, I went to their website but nothing was available in the area where we were traveling.

I had heard about Courtesy Parking and decided to explore. Members who have parking available on their property to dry camp at no charge are listed on the [airstreamclub.org](http://airstreamclub.org) website. Log in to your account and you will see this screen:



Chose "Courtesy Parking Directory" and select by city or clicking on the map. Double click repeatedly on the map in the area where you want to stay to enlarge and you will see blue pins for each member who offers courtesy parking. When you click on the pin, their name, contact information, and address will be listed.

I was looking for a place to overnight around Bandon by the Sea and contacted Mary, who replied promptly to my email with an invitation. Her property was rural and as requested, I called her when I was close so she could meet us and direct us to parking. As the owner of two vintage Airstreams, she knew the best place for us to park on the property. We unhooked and headed in to Bandon to explore for a couple of hours.

Upon our return, we took two thank you bottles of wine over to Mary who welcomed us inside. We very much enjoyed seeing her beautiful and unique home in the woods. An hour (or two) later after talking about Airstreams and life in general, we headed back to our trailers with her advice to "listen for the lions." Yes, her property abutted the West Coast Game Park Safari which is south of Bandon! Alas, no lions roaring in the night but we were lulled to sleep by the ocean on the other side of the property.

What a delightful stay and another friendship made. This may be a hard act to follow but we will definitely take advantage of this Airstream benefit again.

## The Region 10 Tech Talk Times ~ Ray Putnam

Hello out there. We just returned home from the Region 10 Rally in Lynden, WA. This rally was very well done by the management and helpful volunteers. The site was perfect for a regional rally as there was lots of room for parking and plenty of bathrooms handy to the parking areas. The main building where we were all able to gather was very nice.

I apologize to those that attended the Tech Talk in the main building due to the excess light that reduced the quality of the before and after photos of our Airstream I projected onto the screen. But we got through it and, I think, had a good time anyway.

We had a full representation of campers from newbies to very experienced. The presentations were informative.

For those of you who had additional questions about technical items related to our Airstream Trailers and Motorhomes please write down your questions and text them to my phone number 503-936-0139. Please send your email along also so that I can get answers for you and email them back. I hope that this will help to make sure that Airstreamers are getting their information specifically and that my email address isn't going out to an unknown entity. Thank you.

We plan to have a quarterly Tech Talk Times article for you all, along with the newsletter. I have updated the list of items to consider relative to your trailer or motorhome. Here it is for your viewing pleasure (comments welcomed). This list is oriented towards trailers. Motorhome owners, please send in your questions too.

Here are my revised "Top Things to do to an Airstream list." The suggestions are in recommended priority order:

1. Install LT tires if they will fit your trailer. Choose a load range "E" tire if possible. I prefer the Michelin LTX 215/85R16E MS tires (the Defender, a 50K mile, 80 psi tire). (Don't be confused with the Michelin LTX 15" 50K tire that is only 50 psi, also called Defender). We are talking about truck tires not car tires. The inflated outside diameter of the 16" tire is 30.4". I recommend you install the narrowest tire you can get (215 is my recommendation). You will also have to go to 6" x 16" zero offset wheels. I recommend steel wheels with an aluminum look, preferably powder coated. The steel wheels will reduce the amount of torquing required as compared to aluminum wheels.

Current trailer wheel torquing is recommended at 110 foot-pounds. I also recommend stainless steel valve stems. Steel wheels are available in a variety of styles (mod, spoke, etc.). There are lots of sources. I used TreditTire.com. A quick measurement on your trailer will tell you if this upgrade is possible. You will have to match the bolt pattern of your trailer hub. If the 16's won't fit Goodyear has a 15" SP Endurance load range "E" tire that might work. Recommendation - put on the very best tires you can. Everything is riding on your tires! I recommend you avoid SP and ST tires if possible. Airstream recommended torquing frequency on aluminum wheels - newly mounted: torque at 25 miles, 50 miles, 100 miles, and every 200 miles thereafter. You might trim the aluminum wheel well molding. It is trimmed at the bottom. Just trim a little more for finger and tire room.

2. If you have a single stage power converter, replace it with a three- or four-stage power converter. A single-stage power converter will shorten your battery life. A multiple-stage power converter will charge and maintain your battery without shortening the battery life. If possible, always keep your battery charged, even if you must take it out of the trailer and to your home, keep it charged.

Use a Battery Tender (maintainer) charger if charging the battery out of the rig. Please note! If your batteries are not lasting as long as they are warranted to last, and, they have been properly maintained, the problem might be your power converter. Consider a new power converter like Boondocker (four stage) or Progressive Dynamics (three stage). A good source for power converters is bestconverter.com. *(Continued on page 9)*



## The Region 10 Tech Talk Times ~ Ray Putnam (continued from page 8)

3. Consider absorbent glass mat (AGM) batteries. It could be the last battery you'll ever buy! Non-vented AGMs can be installed inside your trailer. Inside batteries are happier than outside batteries. With AGMs you will not have to add water to your battery again! Reduced maintenance is a good thing.

I use two six-volt golf cart batteries wired in series for 12V. If you change out your power converter, get a model that will facilitate charging lithium-ion batteries so that you can go to lithium batteries if you desire. Lithium batteries are lighter than AGMs. It has been shown that lithium batteries have a lower life cycle cost than AGMs even though they are more expensive than AGMs.

4. Take a good look at your weight distribution hitch. Is it set up right and does it work for you? Many Airstreamers have discovered the Anderson hitch (see also Airstream Forums). It is light and does not use torsion bars which, if you have experienced it, can whack your shin if not handled right. Anti-sway is built-in to the hitch ball arrangement - no extra device is required. I have used this hitch on up to 28' trailer length.

I mention this hitch because it is much lighter than the torsion bar style and might be easier for some of you to hook up. Longer trailers seem to fare well with the PullRite, Blue-OX, Pro-pride, or Hensley. If you decide to go to an Anderson, you should also replace the Atwood coupler with a Bulldog coupler. See the related article in the February 2019 Blue Beret.

5. Convert to LED lights. These conversions used to be very costly to consider, but prices have gone way down. The power draw of LEDs is impressively low! And LED lights last forever (almost). If you dry camp, LEDs are much easier on your batteries. They now have LED panel lights for areas like dining or reading. I have an LED panel light under the lounge area cabinets.

6. Consider adding a surge protector. Surge protectors can either be permanently mounted in the trailer or plugged between the power pedestal and your trailer. Either way, RV parks can be notorious for wildly fluctuating power, and a good surge protector will keep your trailer safe from power highs and lows.

If there is any possibility of an electrical storm use a surge protector or unplug your trailer. I prefer the portable surge protector to be able to use it on multiple trailers.

7. Get a quality portable electric heater. It will run quieter than your propane heater and saves propane. You might look for a "milk house" style heater ([www.Grainger.com](http://www.Grainger.com) or [www.Zoro.com](http://www.Zoro.com)). If you need heat anytime, it is always good to have two possible sources for heat. I also have a portable catalytic heater. Use venting whenever you use fueled heat sources inside your trailer. I added a digital thermostat on my heater which allows control plus or minus one degree.

8. Look at your mattress(es) in view of comfort. One of the main deterrents to happy camping is not being able to get a good night's sleep. This is fixable! On average, people spend one-third of their life in bed. I added a 1/8" thick aluminum foot board. This was really helpful in controlling mattress and blanket movement.

9. What is or has been bugging you about something in or on your trailer? What would you like to do about it? What are your ideas? Feel free to send in your ideas about modifications and/or your technical questions.

Please write down your questions and text them to my phone number 503-936-0139.

See you SAFELY down the road. Happy trails to you. Ray.



# Beach Party - Salmon Bake Rally

## August 5<sup>th</sup> - 7<sup>th</sup> - Washington Airstream Club

Washington Land Yacht Harbor, 9101 Steilacoom Rd SE, Olympia WA 98513



The Washington Airstream Club invites you to join us at our annual Salmon Bake. Enjoy a fun filled weekend with hosted Happy Hour, Grilled Hot dogs, Breakfast and of course our Traditional Salmon Bake, with live entertainment on Saturday.

Special Exhibit (Saturday only): Friends of Willie and Joe will exhibit a Military Hooch, vehicles and education from the Vietnam era.

Rally cost per person: \$28.00. Register online at

<https://www.washingtonairstreamclubevents.com>



You may also register by mail to:

Darlene Leslie

9101 Steilacoom Rd SE #164, Olympia WA 98513

Or drop in box by door at #164.

For Camping Reservations:

Gatehouse: 360-491-3750 or online at

<https://wlyhpark.com/>

Planning on attending the Beach Party - Salmon Bake Rally at the WA Land Yacht Harbor (WLYH)? Why not stay a few extra days and visit attractions near the WLYH! The Olympia/Lacey area offers something interesting and delightful for all ages. Check the websites for hours and directions.

1. [Shipwreck Beads](#) - (3 miles) Reported to be the largest retail bead store in North America.
2. [Olympia Farmer's Market](#) - (10 miles) Thursday - Sunday 10 am-3 pm. All local vendors of produce, fresh fish and meat, baked goods, and crafts. Live music. After the market, take a stroll to Percival Landing Park on the waterfront or have a coffee at Dancing Goats Coffee Roasters
3. [WET Science Center](#) - (9.8 miles) A hands-on learning center geared towards school-aged children and adults alike. Free admission. Monday-Saturday 10am-4 pm
4. [Medicine Creek Winery](#) - (2.8 miles) Old Pacific Hwy SE, Olympia 98513. Call ahead for hours.
5. [Gee Gee's Quilting](#) - (12 miles) Since 1979, the blue block building in Yelm is the home to yards of cotton fabrics, notions, and crafting supplies.
6. [The Black Sheep Yarn Boutique](#) - (11 miles) Friendly, helpful and check out their one-day classes.
7. [Pigman's Produce](#) - (1.7 miles) 10633 Steilacoom Rd SE, Olympia. Produce stand usually open on Saturdays depending on weather. Organically grown. Call ahead to check hours and produce selection.
8. [Cabela's](#) - (4 miles) Besides their camping and outdoor sports offerings, check out the freshwater fish tank and taxidermy. Great fudge, too!
9. [Evergreen Valley Lavender Farm](#) - (7.8 miles) 9733 Evergreen Valley Rd, Olympia, WA 98513
10. [Westport Winery and International Mermaid Museum](#) - (68 miles) Well worth the trip for their award-winning wines, farm to fork restaurant, and garden trails. Excellent RV-friendly parking area.



## Local Hiking - Olympia WA ~ Kathy Geese

There are lots of great trails in our area and if you don't have the [AllTrails](#) App, it is free to download. If you have a day and are going to Mt. St. Helens, the trails that lead out from the Johnson Point Observatory at the top by the observatory offer great views of the mountain. Don't miss the film in the visitor's center! Free admission with the America the Beautiful pass.

Below are three of my favorite easy trails that are near the WA Land Yacht Harbor.

### [Billy Frank Jr. Nisqually National Wildlife Refuge](#)

100 Brown Farm Road, Olympia, WA 98516 (2.8 miles)

With easy access off exit #114 on I-5 in Olympia, Washington, this National Wildlife Refuge is an awesome place to connect with nature. It's a 5-6 minute drive from the WA Land Yacht harbor. Year-round, easy flat trails meander through a diversity of habitats and visitors can experience exceptional wildlife viewing opportunities. Exhibits in the Visitor Center provides an overview of the Nisqually River Delta. The mile-long Nisqually Estuary Boardwalk is a flat, leisurely walk that extends over the estuary. Free admission with the America the Beautiful pass.



### [Squaxin Park \(formerly Priest Point Park\)](#)

2600 East Bay Drive NE, Olympia, WA (just off downtown and about a 20 minute drive)

This trail is considered moderate but with lots of steps and is well maintained with steep ravines, cliffs, and seasonal streams. Approximately 5 miles round-trip and plan on 1.5-2 hours. From I-5 southbound, take exit #105 signed for the Port of Olympia. Continue onto Plum Street SE for a little more than half a mile. This road turns into East Bay Drive Northeast. Stay on the road for 1.5 miles, and enter the park, free parking areas are on the east or west side of the road. If you park on the east side, you will walk over a bridge to the hiking area. Enter the trailhead just north of the west side parking area where a map shows the various trails. Ellis Cove is tucked away inside the park and the Ellis Cove trail leads down to the water with beautiful views of downtown Olympia and the State Capitol to the south.

A perfect afternoon is to hike this trail and then head over to Whitewood Cider Tasting and Tap Room, 728 4th Ave E, Olympia. Great food trucks next door and Whitewood allows you to bring food inside or on their deck. They offer samplers and the cider is amazing. Open at 3:00PM Monday, Wednesday, Thursday, and at noon on Friday, Saturday, Sunday. Closed Tuesdays.

### [Sequalichew Trail](#)

1700 Civic Drive, Dupont, WA (about 35 minute drive)

Head north on I-5 to the Dupont Center Drive exit #118 off I-5 and turn west towards the village and the Sound. Follow the signs to City Hall and the Dupont Police Station. Turn left on Civic Drive and park at the police station. You will see the trailhead there (a porta-potty is located at the trailhead entrance). 1.5 miles (3 miles roundtrip) on combination paved and gravel to the sound and beautiful views of Anderson Island, a beached ship, and if you are lucky, dolphins!

## Cascadia Caravan

The Airstream National Caravan, Discovering Cascadia 2022 is launching their inaugural caravan. Due to unfortunate circumstances of two units, we are desperately searching for TWO more units to join this great adventure which begins in Caldwell, Idaho on August 14th. See the [January 2022 Blue Beret](#) for details.

Highlights are two major wine regions, whale watching, the most remote village in the lower 48 (only accessible by bush/float plane, or a 3 day very rugged hike, Timberline Lodge, Garden of Glass Chihuly and much more.

Keep the shiny side up!

John & Ellen Arechavala, WBCCI #7299  
Volunteer Caravan Leaders,  
Ph. (414) 915-4687



## Introducing Region 10's New Membership Chair - Lesa Welcker



My husband Brian and I live in Seattle. We joined the Airstream community in 2021 when we were looking to escape the pandemic and bought our Bambi 20 FB.

We have traveled around Washington State and the Pacific Northwest and are looking forward to exploring other places around the country. We attended our first Airstream rally (the Tulip Festival) earlier this year and have loved meeting all of the other members. I am originally from Nashville, Tennessee while Brian hails from Raleigh, North Carolina.

I recently retired from a position at a non-profit organization in Seattle while Brian is working for Google. We have two daughters, Riley and Ella. Riley attends Western Washington University in Bellingham while Ella is entering her sophomore year at Syracuse University in New York.

**AIRSTREAM**  
ADVENTURES

There for you...  
every mile,  
every Memory,  
& every Adventure!

Portland • Seattle • Boise  
Bay Area • South Bay • Spokane  
[airstreamadventures.com](http://airstreamadventures.com)



## 5 Tips For Safer Travels in Your Airstream

Annie Coleman, Social Media Specialist at [Airstream Adventures](#)

It is easy to forget the important things when preparing for a trip, which is why we have created a few recommendations for our Airstream Guests to check off their list before heading out on the road for an adventure that will ensure safe travel:

### Make Sure Wheels are Torqued

Wheel torque is a rotational force that is applied when you tighten a lug nut or bolt. When this is done correctly, you will avoid stretching the studs, over-tightening the hardware or stripping the fastening threads. It is important to check your wheels before traveling so no damage is done to your wheels or Airstream. You can find torque specifics in your owner's manual.



### Ensure Tires are at Proper PSI

The proper air pressure (PSI) level for your tires is detailed on the "Tire and Loading" placard located on the exterior left front side of your Airstream. It is key to check your tire pressure before any trip to ensure safe traveling. You can use a pressure gauge to check levels all the way around your Travel Trailer. Be sure to check your spare tires as well just in case!

### Make Sure Batteries are Charged

When getting prepared for a trip be sure to check your battery levels and make sure to have them fully charged before going. If you are boondocking we recommend solar panels to save and produce energy.

### Check All Your Doors and Windows

Be sure to check that all the doors and windows to your Airstream are locked and secure, and the stab jacks are in the stored position. This will ensure all items in your Airstream will stay safe and protect your doors and windows from swinging open while you are on the road.

### Ensure The Refrigerator is Set at The Right Temperature


Checking your refrigerator temperature before your adventure is key. Usually turning it on at least 12 hours before your trip will help make it the right temperature for your food. You want to make sure you have an icy cold beverage waiting for you upon arrival at your destination!

### Bring A Surge Protector

A multi-function surge protector, such as Surge Guard by Progressive Industries, is one of the most important accessories you can add to your Airstream checklist. This will ensure both over and under voltage protection as campsite power supplies can vary by campground.

After you have gone through these tips and your personal packing checklist, you are off to a good start! Now, you can head off to create amazing Memories and Adventures in your Airstream.

## Travel like a Local! South Puget Sound



### Portland

For a fun day trip, take the Amtrak from the cute little Lacey/Olympia train station to Portland. The Portland train station is right downtown and their MAX system is easy to use and can get you anywhere you want to go. [Here's the link to the Amtrak schedule.](#) It's a relaxing way to go and takes about the same amount of time as driving but without the hassle of traffic or parking in Portland!

### Seattle

Drive to Bremerton, park your car, and go on the ferry as a foot passenger. Here's the [link](#) to the ferry schedule. From the ferry terminal in Seattle, you can walk to Pike Place Market, Seattle Art Museum, Columbia Tower, and along the waterfront. From the same terminal, you can also catch a ferry over to Bainbridge Island and enjoy a great lunch in the charming town of Winslow. Here's the [link](#) for the ferry schedule.

Art galleries, bakeries, antique stores, and fun shopping. Beautiful views coming back in to Seattle. Dolphins and whales are seen frequently from the ferry decks.



### Region 10 Airstream Clubs

[Alberta/Saskatchewan Club #120](#)

[British Columbia Airstream Club #121](#)

[Idaho Airstream Club #035](#)

[Montana Airstream Club #061](#)

[NW Inland Airstream Club #179](#)

[Oregon Airstream Club #090](#)

[Washington Airstream Club #112](#)

### Region 10 Presidents

Jane Goudie [goudiejane@gmail.com](mailto:goudiejane@gmail.com)

John Millard [millard12581@gmail.com](mailto:millard12581@gmail.com)

Michael Archer [marcherid@gmail.com](mailto:marcherid@gmail.com)

Paul Lindstrom [paullindstrom7@icloud.com](mailto:paullindstrom7@icloud.com)

Brian Soth [bsoth17@outlook.com](mailto:bsoth17@outlook.com)

Carol Dion [jh.cd.dion@gmail.com](mailto:jh.cd.dion@gmail.com)

Jerry Kavalieratos [airstreamjerry@yahoo.com](mailto:airstreamjerry@yahoo.com)

### Upcoming Region 10 National Rallies

Oregon Airstream Club Pendleton Round-Up Rally, September 12-18, 2022 ([wait list only](#))

Sun Valley Jazz and Music Festival Rally 2022, October 11-16, 2022 ([Registration Deadline September 1, 2022](#))

If you made it this far, thank you for reading!