

# THE OREGON STREAMER

## The Oregon Airstream Club Newsletter

NOVEMBER 2022

*In this issue: rally write-ups, coffee get togethers, hosting insights, winterizing tips, the lowdown on regular and affiliate memberships, and more!*

---

### PRESIDENT'S MESSAGE

By Carol Dion

As we end 2022, I am reminded of what a great year it has been, and how unique, inspiring and fun the Oregon Airstream Club truly is. The list below is what I have grown to love about this group – and to treasure it.

- We love to rally together!
- We have an active and engaged group of volunteers; someone is always ready to step forward with an offer to help, a suggestion, or a plan.
- We have a strong leadership team that is well supported by International and Region 10.
- We are a welcoming group, going out of our way to introduce ourselves to new members, someone we have not met before, or to rekindle an old friendship.
- We are supportive of those folks with questions – and finding an answer if we don't know.
- We are respectful of our differences.
- We are enthusiastic about sharing our activities and the benefits of joining our Club.
- We are problem solvers – from maintenance issues to a sticky Board issue – we work together to resolve issues with discretion and a commitment to finding a resolution.



I know this list has exceptions, but I believe that overall we are all of these things and more.

Thank you for a great year as the Club President in 2022 – it has been an excellent experience for me, with lots of help and support from all of you. Your new President, Chris Wagner, and his Board are already actively engaged in 2023 planning – stepping in with enthusiasm and engagement.

All the best in 2023 – and Happy Camping!

Carol

---

## RALLY COORDINATOR MESSAGE

### Notes from your OAC Rally Coordinator

By Mike Bennett

This is the second in a series of newsletter articles that I plan to share concerning the responsibilities of an OAC Rally Host. This series of articles will cover:

1. The Role of a Rally Host – An Overview,
2. **Hosts Responsibilities – Planning and Logistics,**
3. Hosts Responsibilities – Communications,
4. Hosts Responsibilities – Rally Gatherings / Activities, and
5. Hosts Responsibilities – Shared Meals (Optional).



If you volunteer to be a Rally Host within the OAC, you do have a few set responsibilities, but much of it is largely up to the individual Host. The key is to choose a camping location and preferred timeframe well in advance. This should be done in close coordination with your OAC Rally Coordinator. Your Rally Coordinator will book and pay for all sites and facilities for your Rally.

Once sites and facilities have been booked, it is up to the Rally Host to plan a Rally that fits your individual personality, abilities, and preferences to ensure your Rally will be enjoyable for both you and your fellow campers. No one approach fits every Host.

Basic Rally Host Planning and Logistic Tasks include the following:

- **Rally Plan Development** – Decide what type of Rally fits your personal capabilities and interests and will enable your campers to maximize their enjoyment of the Rally site.
- **Area Attractions and Recreational Opportunities** – If you can, visit your Rally site and/or research things to do near the Rally site. Seek input from others, if needed.
- **Group Activities (Happy Hours, Hikes, Bike Rides, Etc.)** – Plan activities that your campers can participate in as a group. These group activities offer opportunities to meet new friends and to enrich old acquaintances. *Shared meals are completely OPTIONAL and will be covered in a future article.*
- **Unique Campground Logistics, if any** – Determine if there are any unique logistics associated with your Rally site (preferred entry points, land marks, routes to avoid, etc.)
- **Camper Site Assignments** (advise campground management) – Once your Rally is full and/or your Rally date is near, you are responsible to assign camp sites. Always consider camper length, special needs, and any camper requested accommodations, where possible. Our Jotform registration process is intended to capture these.
- **Email Your Campers (Early and Often)** – As the Host, it is up to you to share your thoughts and ideas regarding your Rally with your campers. It is never too early to establish contact. *More detail regarding communications will be covered in a future article.*

Never fear, more help is on the way! Within the next couple of months, all 2023 Rally Hosts and co-Hosts will be invited to a Zoom Training Session. During this session, we will go over all of the responsibilities of a Rally Host (basic and optional). This training will be practical in nature and will be led by your Rally Coordinator assisted by several experienced Rally Hosts and subject matter experts.

Again, a big “Thank You” to all the OAC Members who have stepped forward to volunteer for the role of Rally Host or co-Host!! Your willingness to serve is actively assuring the continued success of the OAC.

## MEMBERSHIP MESSAGE

Notes from OAC Membership Chair

By John Roll

Here are our new members!

Regular members:

Gloria & Chris Andersen	Salem, OR
Steven & Evette Davis	King City, OR
Jill & Steve Fleming	Seattle, WA
Kellyn & Tim Gorman	Portland, OR
Pat & Debra Hargis	Vancouver, WA
Mike & Julie Lake	Brownsville, OR
Ryan Morrissey & Masa Bauer	White Salmon, WA
Benjamin & Laura Nunez	Netarts, OR
Donald & Michelle Paris	Estacada, OR
Jo Reeves & Cathy Darracott	Freeland, WA



Affiliate members:

James Buttitta & Catherine Tambling	Hermon, ME
Jim & Lisa Ferraris	Powell Butte, OR
Douglas Fitzgerald	Chico, CA
James & Shari Gong	McMinnville, OR
Johnni Hansen	Redding, CA
Stephanie & Alan Jones	Vancouver, WA
Nina & Scott Kunze	Fort Collins, CO
John & Eleanor McFarlin	Windsor, CA
Bill & Bonnie Muth	Belgrade, MT
John & Kathi Richards	Fox Island, WA
Phil & Ann Rousseau	Shelton, WA
Leonard & Jeanne Selvaggi	Spokane, WA
Darin & Jo Anne Slaybaugh	Puyallup, WA
Timothy & Tamera Straub	Prosser, WA
Steve & Debra Tabacek	Colbert, WA
Trenor & Barbara Tilley	White Rock, BC, CANADA
Anne & Michael Vazquez	Martinez, CA
Donald & Chery Weir	Vancouver, WA
Paul Wheeler & Janet Soucy	Surrey, BC, CANADA
Charles & Sharon Wieder	Penticton, BC, CANADA

Total members (Regular plus Affiliate): 711

Regular members: 555

Affiliate members: 156

Total trailer membership: 377

Note that it is currently the renewal period for many of us, so the actual number of members will be lower when the non-renewals are reported from the Airstream Club International in the next few months.

Just a brief note on how to access the member directory:

Go to "<https://airstreamclub.org/>" and click on Login. You will need your email and password to log in. Near the top, place the mouse cursor over "Current Members" to see a drop down menu. Click on "Member-Only Section" on the drop down menu. On the right side you will see "Membership Directory" and click on that. You can then see approximately 9,124 results! In order to see just the Oregon Airstream Club members, go under the "Club Filter" drop down menu, and select "Oregon Airstream Club". Other filters are available if you wish to search other for than our club. You can even download your results as a "CSV" (Comma Separated Values) which can be opened in a spread sheet program such as Microsoft Excel where you can organize the information further if you like.

For a new name badge follow the instructions below:

Go to "<https://airstreamclub.org/>" and click on Login. You will need your email and password to log in. Place the mouse cursor over "Current Members" to see a drop down menu. At the bottom of the menu is "Club Store". Click on "Club Store" to see different categories of items. Click on "Stuff for People". A second page may show up with "Stuff for People" again (not sure why we have to click on "Stuff for People" twice!). Now you can see the "Name Badge". Click on "Name Badge", and you will see three different name badges, each with a slightly different logo. Choose the style you want and enter your name and Member Club. At the time of this writing, each name badge is \$3 plus shipping!

John Roll, Membership Chair, OAC

## ANNOUNCEMENTS & INFO

### WHAT IS THE DIFFERENCE BETWEEN REGULAR AND AFFILIATE MEMBERSHIPS?

By Norma Massier and Rhonda Levine

We fielded a few questions about membership at the Year End Rally and thought it might be helpful to clarify and simplify what is in the International Constitution. We're paraphrasing a bit here, so if you'd like to read the full rules you'll need to access the document.

First off, any adult who owns a hard-sided Airstream vehicle is eligible for membership.

There are two classes of membership: regular and affiliate. **Regular members** may belong to the organization in association with **any state** they choose, regardless of their state of residence. You can think of this as your home club. You can also choose to belong to **one or more** clubs from any other state as an **affiliate member** (but you will need to pay the dues for each affiliate membership).

Regular members: Any applicant may apply online and pay dues. These members have all rights and privileges of the International Club, including full voting rights.

Affiliate members: Only members may become an affiliate by application and, upon acceptance, shall have all rights and privileges. However, affiliate members:

- can't hold office,
- can't vote in election or selection of officers,
- can't vote to dissolve, consolidate, or merge the Club.

Applicants for affiliate membership must pay dues and show proof of regular membership.

In addition to more than 550 regular members, the Oregon Airstream Club is proud to have over 150 affiliate members, adding to our strength and diversity.



## COFFEE GET TOGETHERS

By Rhonda Levine

We want to remind you all about the two coffee/get togethers that are offered each month here in Oregon. All are welcome!

There is one in Portland on the **first** Saturday of each month at 9 a.m. at Old Market Pub (6959 SW Multnomah Blvd) and is hosted by Brenda Leppo.

The other is in Corvallis. It meets the **second** Saturday of the month at Market of Choice (922 NW Circle Blvd), upstairs at 9 a.m. Hosted by Norma Massier and Rhonda Levine.

These coffee get togethers offer us all a chance to connect in addition to rallies. We love to see old friends and welcome new friends, discuss any and all things Airstream, learn about adventures, see what's coming up in the Club and have fun. We're always looking for those who might want to volunteer as rally hosts, in a Club position or as a writer of an article for the newsletter. Your ideas and suggestions are what make this thing work!

It's really great to see how many folks come to these gatherings. Please consider joining us in December.



## RALLY WRITE UPS

(Maps of rallies are at the end of the newsletter)

## PENDLETON ROUND-UP

Pendleton Community Park, Pendleton, OR  
September 12 –18  
By Deborah Bede

The OAC has been hosting a rally at the Pendleton Round-Up for 56 years! This week-long camping extravaganza has come to include some really special extra touches, experiences you don't get at every rally. We have private tours and special events and fantastic home-cooked breakfasts and dinners. While there are scheduled events, there was lots of time for other activities. Rally attendees came and went throughout the week, taking in some of the many things to do in Pendleton at Round-Up.

Our camp is at the beautiful Pendleton Community Park, and while we're parked on asphalt, cool green shade is just steps away. The park is only a few minutes from town and all of the Round-Up events, and it provides a quiet and convenient base for our activities.



The main event of course is the rodeo, and everyone had tickets for the Wednesday opening events; others attended the Friday rodeo competitions and/or the finals on Saturday. There are also other rodeo events before and during the week that campers attended. A national-level Extreme Bulls competition provided excitement, and there are preliminary competitions for the rodeo events. We also enjoyed Indian pageants and dancing during the week, as well as the big Westward Ho! parade on Friday morning.



Another highlight of Round-Up week is the Happy Canyon Show, which is a live outdoor pageant illustrating the history of Pendleton. We have reserved seats in our own box for the Thursday night show, and everyone had a great time.

Tuesday and Wednesday breakfasts continued two favorite rally traditions. Tuesday we hosted the Round-Up Queen and her Court and the Happy Canyon Princesses for breakfast at Roosters Country Kitchen. It was fascinating to hear these talented young women talk about their experiences representing the Round-Up for the

past year, and it was really fun to see them again throughout the week. The next day we served Wally's favorite breakfast of oatmeal



with ice cream and toppings to the local Middle School track team.

Tours were also a big part of the rally experience. First we had a fascinating private backstage tour of the rodeo grounds and facilities. Some of us also took the Pendleton Underground Tour, which explored Pendleton history through exhibits recreating speakeasies, Chinese laborer housing and other things that went on in the basements of Pendleton buildings. And we had a special introduction to the Tamastlikt Cultural Center exhibits celebrating the Umatilla, Walla Walla and Cayuse tribes (where we were surprised to be joined by Governor Brown!).

Entertainment is an important part of the Round-Up, and Main Street is closed from Wednesday through Saturday for the Main Street Show. Every night there are four stages with live music and entertainment, and many vendor booths and food carts. Several campers ventured out to enjoy the festive atmosphere.



The rally schedule also left plenty of time for shopping – Pendleton is home, of course, to the Pendleton Woolen Mills, and there are lots of shops in town offering Western wear, art, and horse tack. In addition, there are many Indian vendors set up next to the Round-Up stadium selling beautiful jewelry and other crafts.

The rally also included nightly happy hours under the oak tree, and Amy and Stacey provided four delicious dinners; “make your own pizza” night was a favorite!

It was hard to believe we were there for a whole week – there was so much to do that the time just flew.



### YEAR END RALLY

Cove Palisades State Park, Madras, OR  
September 22-25  
By Rhonda Levine

This year’s fantastic 2022 Year End rally at Cove Palisades State Park has just ended. It was wonderful! The weather was warm and sunny and almost all of the 43 trailers were at the Crooked River Campground. One site was set up as a gathering area where we cooked, met to eat, had meetings, held our swap meet and auction and just enjoyed hanging out. Our incredible hosts were Oregon Club President Carol Dion and hubby John. Co-hosts were President-elect Chris Wagner and partner Susannah Lints. They made the whole event fun, full of variety, interesting and smooth.



Each morning we were treated to a variety of fruit and pastries, eggs and coffee or tea. Dinners were a combination of amazing food provided by Club members pot luck style and Mexican food provided by Terri Warren and Hal Hendrix. Cooked by us. There was more than plenty for indulgence at each sitting with leftovers to take away.



On Friday morning Susannah Lints offered an art class which was well-attended and there was also a seminar about Lithium batteries available to all interested. On Saturday morning we held a Board meeting with all Club officers and chair persons to discuss Club business. 2023 rallies were listed and there were several folks, some new to the Club, interested in co-hosting. Wonderful! New officers were announced. All were welcome. This was followed by a General



Membership meeting where anyone could ask questions and offer ideas and suggestions. Many members came to this meeting which was great. And then we had new officer installation by Kathy Geese our Region 10 President presiding.

Folks spent time exploring the area with trips to Madras, Bend, Sunriver and other nearby spots doing boating on the Deschutes River, biking, hiking, wine tasting and just being mellow at the campground. Each evening the sunsets were golden as we watched the deer come out to graze and wander.



Thanks so much to all who made this event the one we'll remember all year long. It's a really great way to see old friends, make new friends and remember that this makes such a difference in our lives. We bid summer farewell and welcome Fall. Looking forward to the 2023 camping season when we do all of these wonderful activities all over again.



## GRAPE HARVEST RALLY

Roseburg, OR  
September 29 – October 2, 2022  
By Jim Dauer

8:00 am, foggy and chilly, the coffee just barely kicking in. "Grab a pair of gloves and a picking shears. Today we are picking Tempranillo and Pinot Noir grapes." I know this is what we signed up to do but I hope they show us how to select the right grapes so that they can turn them into some of this vineyard's award winning wines. Wow, these slopes are looking mighty steep from down here!





But within 15 minutes our troop of 14 Airstreamers joined 20 community volunteers as a well-coordinated picking team as we all became part of this year's harvest.



To begin this epic adventure, our camping ground was an open soccer field, large enough to allow all of our trailers to back up to a beautiful pond. Unofficial entertainment was provided by an aggressive snow white swan who would torpedo across the pond toward anyone who should dare to approach "his" shore line. The sunsets each evening were reflected in glorious colors on the water.

Shortly after our arrival on Thursday we gathered in the Grand Hall of the winery for a heartfelt welcome from our hosts, Stephen and Gloria Reustle. Then winemaker Wade Smith introduced us to "Addie's Sparkle," the winery's exciting champagne style sparkling wine. Preliminaries complete, the Reustles hosted us in the Vault to a candle light dinner of gourmet pizza and estate wines. Part of our education included a tasting comparison of their Estate Pinot Noir with an old world Burgundy. Such a delicious learning experience, stretching our senses to appreciate the subtleties of both outstanding vintages.



Friday and Saturday started out with delightfully overcast skies lasting until near noon, giving some relief from the late morning sun and heat. Harvesting was limited to the morning hours so the winery could complete the grape de-stemming and crushing that afternoon. Of the vineyards 14 varietals our picking included Tempranillo, Pinot Noir, Muscat, and Gruner Veltliner grapes. Both days included a hearty lunch on the canopied open air terrace enhanced with several estate wines. Steve Reustle and Wade

Smith provided spirited education sessions about each of the varietals they had paired with our lunch.



Friday late afternoon found us gathering again on the terrace of the winery for another tasting of estate wines including Pinot Grigio, Gruener Veltliner, Pinot Noir, Tempranillo and Syrah. Imagine an evening of spectacular vintages and entertaining stories with hosts Steve and Gloria Reustle.

Late Saturday afternoon found us again in another cool vault of the winery. Having completed our “harvest duties” we were treated to a pairing of wines with food bites. With each pairing came an explanation of the character of the varietal and the enhancements provided by the selected food item. What a reward for the few hours each day that we “labored” on the vine covered slopes!

To provide an elegant finish to the rally Stephen and Gloria joined us beside the pond for an evening of appetizers, wine and delightful stories about the vision and founding of Reustle – Prayer Rock Vineyards.



Sunday morning opened sunny and warm as we shared good byes and marveled at the special memories we were taking with us.

## FRIENDSGIVING RALLY

Silver Lake, WA  
November 10 – 13, 2022  
By Kathy Geese.

The 1st OAC Friendsgiving Rally must have been a success as, by popular demand, plans are being made to repeat in 2023! Mike and Nancy Burnett were co-hosts with Kathy and David Geese. Silver Cove RV at the foot of Mt St Helens was the location and over 50 OAC members were in attendance. The weather was crisp during the day but no rain and attendees took advantage of area hiking, fishing and kayaking in the Silver Cove ponds and canals, wine-tasting at Bateaux Winery, and competitive card and dice games in the beautiful Lodge.







The co-hosts provided the main courses but attendees pulled out their best pot luck recipes for the daily Happy Hour with delicious sides and desserts for dinner. David Geese brought a truck load of firewood and kept the fire burning in the Lodge during dinner; such a warm and welcoming atmosphere with everyone visiting with old friends and making new ones.

New OAC members, Marti and Gary Moody, joined the rally and what a great addition to the club. They attended the OAC Newbie Rally at Casey's last Spring while they were awaiting arrival of their new rig so this was their "first" rally with trailer in tow. And, as always, everyone pitched in to help which was much appreciated by the co-hosts!



## INTERVIEW

### HOSTING, WITH MICHELLE STEWART

By Norma Massier

I sat down with Michelle Stewart, who was hosting the Oregon/NW Washington Club Elk Meadows Rally with her husband Bryan. Becky and Bryan Soth from Washington were co-hosting. I wanted to learn from a seasoned rally host any tips she might have that would entice other club members to step forward and volunteer. This is what I learned.

1. In some respects COVID has freed hosts to not feel as if they must prepare a banquet for the attendees. It really is up to the host to decide. You can decide to make a meal, plan for a potluck, have happy hours with appetizers for the entire group, or plan for smaller Greet & Meet gatherings, offer a breakfast or not, provide grab and go pastries and fruit on the final morning or just make coffee each morning. The most important thing is to provide some framework for people to gather. As a minimum, a happy hour gathering in the evening and coffee in the morning is enough to get people interacting.



2. Co-hosting with a seasoned Rally host is helpful. One set might be great in handling site assignments and keeping track of wait lists while the other might be great at organizing meals and happy hours. It's also helpful to have another Airstreamer to help you consider ideas, options, and responsibilities.

3. If possible, visit the campground and get the lay of the land prior to your rally. If that is not possible, get a good map with detailed site information. Try to learn enough about the area to advise attendees about various activities/restaurants/points of interest and rules that are specific to the campground.

4. If you are new to hosting it may be better to host a small rally of 15–20 spaces available.

5. Be sure you make everyone feel welcome as they arrive and throughout the Rally. If there is anyone new to the club and perhaps attending their first or second Rally, be sure to introduce them to their new friends. First night happy hours are a good time to get the group more acquainted with one another with an ice-breaker

question that all are asked to answer is often a fun way to do this. Asking people to sit next to someone else at each happy hour is another way to help make new connections.

6. It is important to stay in contact with your attendees as the Rally draws near.

7. If you are a fair distance from any large town it may be wise to let attendees know where the nearest medical facility is. Campground owners/hosts can provide this info.

8. So many of us travel with pets. Think ahead about what your pet policy will be. Do you want pets at gatherings? At meals? Sometimes this makes non-pet people uncomfortable. Whatever your decision, make sure you announce it ahead of time.

9. Also regarding pets, try to look up ahead of time contact information for local veterinarians. If there is an illness or injury, it can be hard for pet owners to find this information in a campground with limited WIFI.

10. One final suggestion: if you know someone attending your Rally is particularly good with technical issues, consider asking them to do a “tech talk” where people with concerns can meet with your “expert” and each other. Many Airstream issues can be solved by someone who has already dealt with the same or similar problem. This can be a huge benefit to your Rally attendees.

Michelle and Bryan have hosted several rallies since they joined the OAC and also serve on the Board as Directors. Our volunteers help make the OAC one of the largest and most active clubs in the nation. Thanks, Michelle, for sharing your ideas and insights.

## TIPS AND INSIGHTS

### SOME TIPS FOR SAFELY HANDLING FOOD.

By Rhonda Levine

When the Oregon Airstream Club holds a rally, food is sometimes prepared and served to a group. We want to make sure we handle food as safely as possible to ensure everyone’s health and enjoyment. Here are a few simple tips to keep in mind...

- be as clean as you can as you cook and as you handle the prepared food... wash hands, use hand sanitizer, wear gloves when serving.
- wash all produce before cooking or serving.
- keep hot foods hot...cold foods cold.
- refrigerate leftovers.

The fewer hands there are touching the food, the better. Try to serve the food rather than a self-serve model. Use common sense. But mostly enjoy and have fun.



## WINTERIZING

*Winter is just around the corner, and many of us will be storing our Airstreams for the season. The Pacific Northwest may not have the coldest winters, but that doesn't mean we shouldn't neglect to winterize our rigs. With that in mind, Rick March has kindly allowed us to reprint his article on winterizing Airstreams from the Blue Beret last fall.*

**By Rick March**  
**General Manager, Customer Relations Group**

Greetings. Well, it is that time of year again to discuss winterization. Each year in September, our production plant starts to winterize the new products leaving the factory, and this reminds me that colder weather is coming soon. For those of you that live in the northern regions, you will have to be thinking of winterizing your trailers or motorhomes. I will also include some tips for storage.

It is important to note that Airstream began using Girard instant water heaters in all 2021 travel trailers with the exception of the Classic, Basecamp, and the Nest. There is not a bypass for the Girard water heater, so you can skip this step when winterizing. The Basecamp 16 uses a Truma system; the Basecamp 20, Nest, and Touring Coach use the Suburban system. The Truma and the Suburban both have a bypass valve located on the water heater. You will use the same winterizing instructions for each model.

Classic models come equipped with the Alde water heater and can follow the same instructions. Your drain valve and bypass lines for the Alde are located under the dinette booth housing the Alde furnace/water heater.

1. Drain and flush your fresh water tank.
2. Drain and flush your grey water tank.
3. Drain and flush your black water tank.
4. Drain and flush hot water heater. Reinstall drain plug. (Atwood water heaters only).
5. If you have low point drain lines under your coach:
  - Open the hot and cold faucets in your coach.
  - Open the low point drain lines under the coach – let water drain completely.
  - Close the drain lines.
  - Close the hot and cold faucets.
  - Remove any water filter cartridge(s), if applicable.

Note: The above items need to be completed before winterizing with compressed air or antifreeze.

6. Blow out water the lines with air pressure:
  - Screw on compressed air adaptor into the city water connection.
  - Apply compressed air, keeping pressure to less than 60 psi.
  - Open each faucet one at a time to force water out of lines.
  - Depress toilet valve. Depress toilet hand spray, if applicable.
  - Depending on your unit you may have an ice maker, washing machine, etc. The lines to these appliances will also need to be drained and blown out. (Consult Owner's Manual).
  - If you have an exterior shower, be sure to blow compressed air through this.
  - If you have a black tank flush, be sure to blow compressed air in this fitting.
  - Purge the water pump by turning it on and allowing air pressure to clear any water that may be trapped in the pump itself.
  - Remove the compressed air adaptor from the city water connection.
  - Add one cup of antifreeze to all sink drains. Also add a cup of antifreeze to the toilet.

#### 7. Winterizing using antifreeze:

- Only use RV non-toxic antifreeze. You will need approximately 2 gallons.
- Make sure the water pump is off and faucets are closed.
- Close the water heater bypass valve, if applicable. (Note: If you do not have a water heater bypass valve installed you may want to consider having this done. It will keep you from pumping antifreeze into the water heater and will save you 6 gallons of antifreeze, which is what it takes to fill the water heater before it is dispersed out to faucets etc.). (Atwood models only).
- Purchase an antifreeze T kit (see below) to install on the inlet side of the water pump connection. This will allow you to pump the antifreeze from the jug into the water system.
- Switch on the water pump. It will start to pump the antifreeze through the water lines
- Open each hot and cold faucet lines, one at a time until you see the noticeable red color of the antifreeze flowing from each valve.
- Open the toilet valve and the shower valve until antifreeze flows through.
- Add one cup of antifreeze to all sink drains. Also add a cup of antifreeze to the toilet.
- Shut off the antifreeze T valve installed near the water pump.

#### 8. You are finished!!

I am attaching a picture of the Pump Converter Winterizing Kit (T-Kit) (Airstream Part Number 100363W) to winterize the lines with antifreeze and a picture of the blow out plug (Airstream Part Number 90214W) needed for winterizing with compressed air.

**(Now standard equipment in new models except Touring Coach)**

#### Winter Storage Reminders

- Shut off the propane at the tank(s).
- Make sure that your tires are properly inflated, clean, and covered to protect from UV rays. Sun and air pollutants can also cause deterioration of the rubber compound, causing dry rot in your tires.
- Apply dielectric grease to the 7-way cord connections to prevent corrosion while in storage.
- Remove any water filters before winterizing and install a filter plug or bypass line. You will not be able to remove all of the water from the filter when using air to winterize, and you do not want the filter full of RV antifreeze if you are using that method to fill and protect your water lines.
- If your water heater is gas and electric, make sure the electric heating element is turned off. This will protect the element if the unit is plugged in while being stored or before water is put back into the system next spring.
- Leave the fridge and freezer doors open. To help dry out the refrigerator and freezer compartments prior to storage, crumple up newspaper and put in the freezer and lower refrigerator compartment for 24 to 48 hours to absorb moisture and then remove the papers.
- Open boxes of baking soda may be placed into the compartments to help eliminate odors during storage.
- Leave cabinet and closet doors open when storing for better circulation and humidity control.





- Remove all food items, paper, and cardboard from closets and cabinets. We don't want to encourage winter guests (rodents)!
- Wash your Airstream before storing, especially the roof. Washing the roof will let you inspect for any water leaks, loose or cracked sealants, or any damage to AC covers or vents. If you see anything damaged or that looks questionable, get it corrected before putting the unit in storage.
- Lubricate all joints, pivot points, gears on your steps, and stabilizer jacks.

### **Battery Storage for Winter**

- **Should I remove my batteries from my Airstream for the winter?**
- Batteries will last longer if kept charged, and having the battery stored in a garage or workshop makes monitoring and charging the battery/batteries easier. Removing the battery also gives you the opportunity to have your battery tested (load tested at a battery supplier) and inspected for any damage to the battery case (leaking fluid or bulging sides).
- You will also want to check fluid levels and fill as necessary with distilled water so the tops of the plates are covered. (Only on Lead Acid batteries).
- It is also a good time to inspect battery terminals and cable ends for corrosion. Clean them with a wire brush and apply a protective coating to battery posts and cable ends.
- You can leave the batteries in your Airstream when storing if you **keep them charged**, this will require plugging the unit in or hooking up to a charger a least monthly. Batteries should be fully charged when placed in storage and maintained to keep batteries from freezing.
- Airstream does not recommend leaving your unit plugged in full time when in storage. If a battery were to fail, the converter would try to charge it back up and boil down the liquid in both batteries.

### **Store Trailer on Gravel or Concrete**

- This helps better protect the tires from moisture.
- Keep tires fully inflated.
- Parking in an area with tall grass or a wooded area can lead to unwanted visitors!
- Never store where overhanging tree branches can fall.
- Store in an area where you can keep an eye on your trailer.

I would love to hear from you and if you have a suggestion or topic you would like to see covered in a future article, or have a question just drop me a line at [rmarch@airstream.com](mailto:rmarch@airstream.com) .

---

### **OAC BOARD & VOLUNTEERS**

President	Carol Dion	<a href="mailto:jh.cd.dion@gmail.com">jh.cd.dion@gmail.com</a>
Past President	Mike Able	<a href="mailto:klmab11@comcast.net">klmab11@comcast.net</a>
First VP	Chris Wagner	<a href="mailto:cactusw@msn.com">cactusw@msn.com</a>
Second VP	Janet Schober	<a href="mailto:janetschober@comcast.net">janetschober@comcast.net</a>
Secretary	Norma Massier	<a href="mailto:nmassier@comcast.net">nmassier@comcast.net</a>
Treasurer	Stacey Rovinelli	<a href="mailto:icuffm@att.net">icuffm@att.net</a>
Membership	John Roll	<a href="mailto:air.john.37@gmail.com">air.john.37@gmail.com</a>
Media	Amy D'Abbraccio	<a href="mailto:amyd74@att.net">amyd74@att.net</a>
Directors	Buzz & Lynn Blick	<a href="mailto:buzzblick@gmail.com">buzzblick@gmail.com</a>
	Brenda Leppo	<a href="mailto:bgleppo@gmail.com">bgleppo@gmail.com</a>
	Steve Holmes	<a href="mailto:tholmesrnl@charter.net">tholmesrnl@charter.net</a>
	Bryan & Michelle Stewart	<a href="mailto:bryan.stewart48@icloud.com">bryan.stewart48@icloud.com</a>
		<a href="mailto:mjstewart15@icloud.com">mjstewart15@icloud.com</a>

**Standing committees**

Rally Coordinator

Webmaster

Newsletter:

Mike Burnett

Bob Crummett

Norma Massier

Rhonda Levine

Florence Tramoni

Geoff Cox

Janet Schober

Buzz Blick

jaembe123@comcast.net

bobbyc@advgra.com

nmassier@comcast.net

rhondaxo@comcast.net

florenceframoni@gmail.com

geoffrey.cox@gmail.com

janetschober@comcast.net

buzzblick@gmail.com

OAC website: [www.airstreamclub.org/oregon](http://www.airstreamclub.org/oregon);

Region 10 website: [www.region10.airstreamclub.net](http://www.region10.airstreamclub.net);

on Facebook: [www.facebook.com/OregonWallyClub](https://www.facebook.com/OregonWallyClub)

on Facebook: [www.facebook.com/groups/1473216976235744/](https://www.facebook.com/groups/1473216976235744/)

**MAPS FOR RALLY WRITEUPS**

By Buzz Blick

**Pendleton Round-Up Rally - 2022**

Rally Sights

Pendleton Community Park

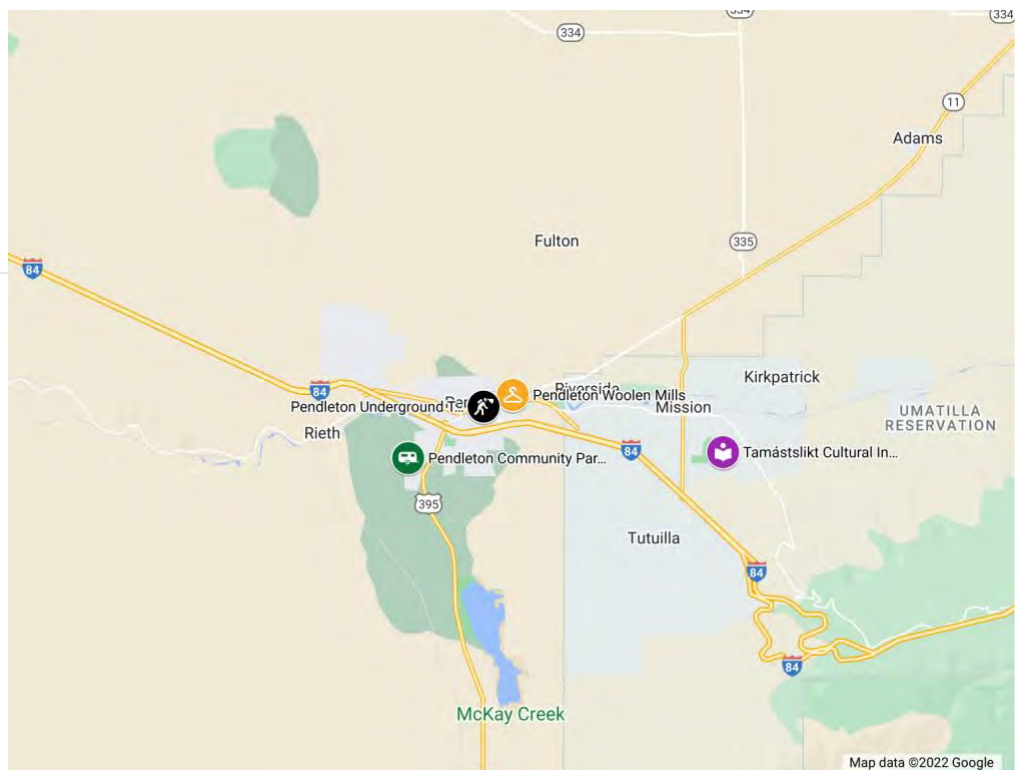
Pendleton Underground Tours

Pendleton Woolen Mills

Tamástslikt Cultural Institute

Pendleton Woolen Mills

Pendleton Woolen Mills



# Cove Palisades State Park

Campground





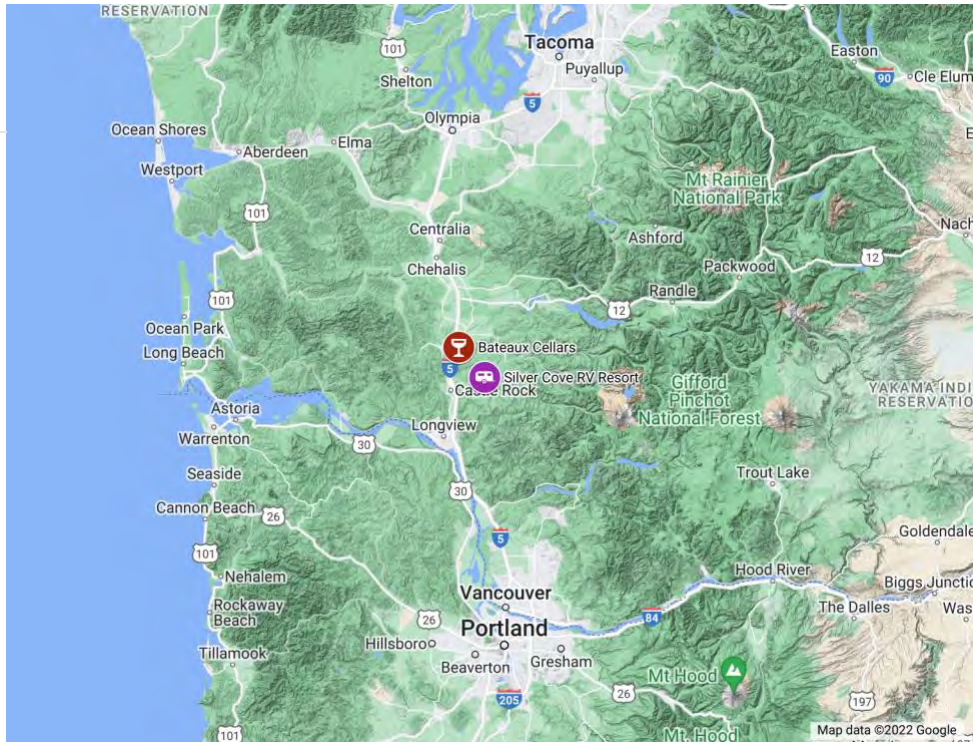
The Cove Palisades State Park






# Friendsgiving Rally 2022

- Untitled layer
-  Silver Cove RV Resort
  -  Bateaux Cellars
- 
- Silver Cove RV Park, Silver Lake, WA



# Grape Harvest Rally- 2022

- The Vineyards
-  Reustle-Prayer Rock Vineyards

