



Region 4 WBAC



July 2020

region4.airstreamclub.net

Summer Issue

Region 4 Officers

President Karen Fisher
fisherkjan23@sbcglobal.net
 (248) 672-0353

1st Vice President Brad Briggs
bfbiggs57@yahoo.com
 (614) 207-1241

2nd Vice President Fred Kiehl
fred@kiehlbuilding.com
 (330) 697-0463

Corresponding and Recording Secretary Mark Kennedy
mrkennedy6@yahoo.com
 (937) 609-9415

Treasurer Steve Rhodes
onerhodes15@gmail.com
 (567) 303-9644

President's Corner



Region 4 Chairpersons

Membership Brad Briggs
bfbiggs57@yahoo.com
 (614) 207-1241

Community Service Dan & Dawn Bihary
dan@bihary.com
 (440) 453-9782

BB Contributing Editor Cindy Conant
cindyconant@gmail.com
 (517) 414-9285

Webmaster Velina Durbin
velina@durbin.com
 (513) 703-0990

Newsletter Editor Jane Briggs
jebriggs80@yahoo.com
 (614) 679-6936

Inside this Newsletter

| | |
|---------------------------------|-----|
| From your Region Officers..... | 1-4 |
| Region 4, Needs You | 2 |
| Community Service | 5 |
| Save your Pull Tabs! | 5 |
| Member Alert | 5 |
| International | 6 |
| Tips and Tricks | 7 |
| Where we are going | 8 |
| Recipes | 10 |
| From the Newsletter Editor..... | 12 |

Greetings! I am still blessed!

My letter in the last Region 4 Newsletter shared that one of our blessings was our ability to travel and see new places and meet new people. Well, COVID-19 put a quick end to the travel for a time. We left Florida to head back to Michigan just as the states in our region issued their "Stay Safe, Stay at Home" plans. So, we stayed home and started to "bless" our home. We did some cleaning, some organizing and some yard work that had been put off. There is still more to do, but we are starting to make plans to travel again as states are starting to open. We wear our masks when out in public and practice social distancing whenever and wherever we can. But we did attend a gathering hosted by the Akron Ohio Airstream Club in June. They encouraged social distancing by having everyone bring a small table for themselves to sit at and

(Continued on the next page)

positioned the tables around a large room. Tables were periodically moved around so you could visit with and meet new people. Group meals were brought in from nearby restaurants – no potluck or bring a dish to share. It was different but it was great to see everyone and to be back in our Airstream.

Plans for July include a trip to Lebanon, TN, to check out the 2021 Rally site (I am on the International Rally Planning Committee) and a trip to a rally sponsored by the Appalachian Unit of West Virginia. August will bring trips to NOVA's 10th Anniversary Rally, a joint rally with Southeastern Michigan Airstream Club and Mohican Valley Ohio Airstream Club, and a rally in Traverse City, MI sponsored by the Michigan Airstream Club. September includes our first visit to Alumapalooza. October brings plans for a trip to Santa's Secret Hollow for the rescheduled work rally (more details coming soon so make plans to join us) and the Installation Rally for Michigan Airstream Club.

If your club has a rally planned yet this year, please let me know and one of the Region Officers will try to be there. Remember to follow CDC, state, and local guidelines regarding groups as you plan and hold your rallies. We all hope you are finding your "new normal" in these challenging times.

I look forward to seeing you down the road.

Stay safe and travel safe,



Karen Fisher
President
Region 4

WBAC Region 4 Needs You

Region 4 is looking for a person to become the nominee for Region 4, 2nd Vice President.

If you would like to be considered for this office or you would like to suggest someone to be nominated, please contact Brad Briggs (bfbriggs57@yahoo.com) or Fred Keihl (fred@kiehlbuilding.com).




From the First Vice President

Please pardon my faux pas and celebrate with me.

Correction: In the Spring Issue of the Region 4 Newsletter, I laid out incorrect locations for future Region 4 Rallies. I apologize for any confusion. For your planning purposes, here is the correct schedule:

- 2021 West Virginia
- 2022 Ohio
- 2023 Michigan
- 2024 Ohio
- 2025 West Virginia



Announcement: Now that we have the Region 4 Rally schedule straightened out, it is time to talk about 2022.

Because of the Region 4 Rally cancellation this year, I am using our newsletter to announce the location of the 2022 Region 4 Rally. Drum Roll Please!



The 2022 Region 4 Rally will be a Main Street Rally in Wooster, Ohio!!!!!!!!!!
Yaaaaaay, the crowd roars, and the women and children go wild!!!

Yes, Wooster has graciously agreed to host us for the first ever Region 4 Main Street Rally! The folks in the Wooster Main Street Office have worked out the scope of the rally and venue with all the Wooster City agencies. The Trustees and the Mayor are on board and look forward to hosting us in their town in May 2022. Mark your calendars for these dates: **May 19-22, 2022.**

First things first, if you have never been to Wooster, Ohio, you would think that the name of the city is pronounced like rooster or booster—not so! Instead of the double “oo” sound in rooster, it is more like the double “oo” sound in wood. In 2016 some students from the College of Wooster, located in the same city, made a quick and entertaining [tutorial](#) on how to pronounce Wooster and the history of its namesake. We have about 22 months to learn the correct pronunciation so as not to offend our hosts.



The Square, Downtown Wooster, Ohio

Update: Brad's Spring Project #3080

Well, as you know, the best-laid plans sometimes go awry. Even though I had an appointment at the Factory Service Center in February, they were running behind. To make a long story short, with the delays in their schedule and shutting down for the pandemic, we did not get the Airstream back until a few weeks ago. As this publication is hitting your email inbox, work is going on in full force at the Briggs' house. Thank you all those who have offered their help. You will be hearing from me shortly so do not send me to voicemail when you see my call!

Stay healthy and safe travels,

Brad Briggs
1st Vice President
Region 4

From the Second Vice President

Airstreaming in a time of Covid-19

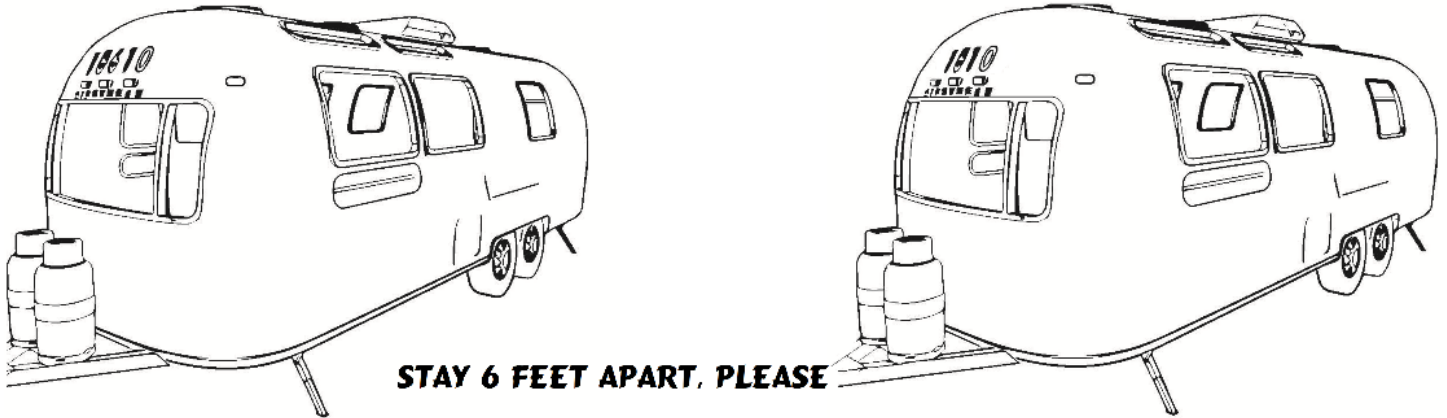
Hello, I hope that everyone is healthy and in good spirits. As I write this, Kathy and I along with my brother Jim and our friend Wes are at the campground at Fort Knox, KY after having spent six days at a campground in Lincoln, IL., where we traveled along US 66 in Illinois. Not a lot open to see, but as in most traveling, it's more about who you're with than what you see. I was just trying to get things back to "normal." Speaking of normal, the Akron Ohio Airstream Club held a rally in June, and I thought I would explain what we did differently than a normal rally.

We technically called it a Get-Together and was held at the Kiehl Family Complex, where my excavating business used to be. The goal was to provide fellowship in a time of social distancing, understanding that everyone's level of comfort is different. Fourteen trailers with 28 people and 9 drop-ins attended. Because we were not at a typical campground, we parked the trailers in groups of three and faced the awnings towards each other, creating a small social group. We were able to provide 30 Amp, water, and dump.

We did not have our traditional Potluck on the first night. We provided Breakfast and Dinner, leaving Lunch on their own. Some of the meals we did a carryout from a nearby restaurant, and some we cooked. We served cafeteria-style. The inside of our building was large enough that we had each trailer bring their own table and chairs so that they could be spaced. Then what we did between meals was to rearrange the tables, so they were near different people for conversation. We did not have any organized events off-site. Instead, we offered our shop and pit for washing and maintenance. We had a few outside activities (corn hole, and fire pit). Several folks with pets walked them on our property and in the neighborhood. Inside we offered jigsaw puzzles and evening Movie Night. We had enough room to provide the social distancing to meet the comfort level of each member.

Our mindset was to provide a venue to accommodate everyone's level of comfort. Having said that, 6 of our regulars decided not to attend, but we had 8 newer or brand-new members attend. Everyone seemed to have a good time, and we decided to do the same thing in July.





As with most activities in the club, when I say We, that includes co-hosts Dennis & Karen Kiehl, Linda & Dave Stallard who provided desserts, Tom Losasso brought Gardner pies and all of the other members that assisted during the Get-Together.

For July's Rally, we hope to offer some off-site options that can be done individually (not in a large group). We are also talking about having some of the members from the Car Club my brother Jim is a member bring their cars to the rally.

When you plan an event, remember to follow local guidelines.

Be safe and see you down the road,

Fred Kiehl #2544
Region 4, 2nd Vice-President

REGION 4

2021 Region Rally

Karen Fisher



“Peace, Love, and Almost Heaven” Region 4 2021 Rally will be held at the Summit Bechtel Boy Scout Reserve in Glen Jean, WV. Dates are May 19-23, 2021. Additional details and registration form should be ready for September newsletter.

Community Service

Chairs, Dan and Dawn Bihary

A Plea for Your Immediate Help

Several months ago, a new community service project was born. The membership of our region was asked to fund a development for Santa's Hide-Away Hollow in Middlefield, Ohio. The primary goal of our project is to create a fun, peaceful, and welcoming place ill children could take a needed break and cool off during their visit.

The theme of the project is "Wally's Christmas Tree Farm". Picture a scene reminiscent of a small-town corner lot where families select the perfect tree to tie to the top of the car, take home, and decorate in preparation for Christmas. The lot is contained by an old wood and wire snow fence. Strands of exposed lights are hung above. Various evergreen trees stand ready for selection. And of course, an old, silver Airstream trailer is in the corner where 'Wally' is awaiting a sale!



This is the Airstream to be placed at Wally's Christmas Tree Farm!

To help you visualize Wally's Christmas Tree Farm - There is a large lot with a paved walkway to the pad where the Airstream will set. Between two and three dozen trees would be permanently planted, decorated, and lit with underground electrical service to each. Various garland, fun signage, saws, and other appointments fill the lot. An ADA compliant path and an aluminum ramp will lead to the entry door level of the Airstream. Our site contains a commercial swing set for families to enjoy. A dirt remote control truck race track will be constructed if funding is available.

The primary reason for the Airstream is to provide a cooling area for ill children. Chemotherapy often causes overheating. The modified layout will be furnished with comfortable seating. The children will be entertained by a television showing Christmas movies. The rear of the trailer will house a volunteer office. This area will be used for various paperwork tasks and will house the electronics for the communication equipment.

Unfortunately, we have a big problem. Despite our efforts, we have failed to raise the required funds to make this project happen. Our goal is to raise \$5,200. To date, we have raised about 10%. Dawn and I have personally witnessed the great generosity of WBCCI members. In Lewisburg, we all came together to help the community in their time of need. In Escanaba, we were proud to meet the young boy and his mother that benefited from our club's gift.

The easy thing to do is to blame the pandemic. I'm sure this has impacted our efforts, but truly I believe that perhaps our membership just isn't comfortable with how we communicated the need. We were hoping that the individual clubs of Region 4 would address this fundraiser and make a donation. This has not happened. We also thought individuals would make donations that would "add up". We have had a few generous donations. We thank these individuals for those.

The good news is that we have been blessed with a gift of an Airstream from outside of our region. This is going to be placed on-site July 19. Now we need money to make the project happen. **A minimum of \$3,500 is needed before September 15, 2020.**

Provided we meet our goal, our Project Rally will be October 1-5, 2020. Full details can be found at <http://www.wallystreefarm.com/>

I must again stress that your help is needed right now! Three methods to donate are available to you. Without your donation, this project will fail. I thank you for your consideration.

Visit Santa's Secure Website:

<https://www.santashideawayhollow.com/donors/make-a-donation/>

Use our Secure "GoFundMe" found at:

<https://www.gofundme.com/f/wallys-tree-farm>

Mail a check to:

Santa's Hideaway Hollow, 15400 Bundysburg, Middlefield, OH 44062

An Important Note: To insure financial security, all methods of donation are routed directly to Santa's Hide-A-Way-Hollow. <http://www.wallystreefarm.com/>

Save Your Pull Tabs!



Next time you see Wally Kimmel, give him your aluminum pop can pull tabs. In case you think he might elude you, give them to someone in your local club who can chase him down.

Wally has been tasked to turn them in at the 2020 International Rally in Loveland for the supported charity. Thanks, Wally, for your willingness to help out!

Please Be Aware!



Attention Presidents, Treasurers, and Local Club Officers: Various Regional officers received scam emails, supposedly from Karen Fisher as Region President, asking them to purchase gift cards, send money, etc. Even though the emails stated that I was busy or could not be reached, the officers reached out anyway to let me know what was going on. In response, we have instituted a policy at the Region level that no officer will spend money based on just an email. We must also talk as well. You can tell if this is an email spoof, even though my name is displayed, by looking at the actual email address, it will not be my email address. This is happening all across the Club.

INTERNATIONAL

Cancellations Due to the Covid-19 Virus Pandemic

NOTE: The 58th Annual Swiss Festival National Rally has been cancelled because the Sugar Creek festival organizers canceled the 2020 Swiss Festival. We hope to see everyone in 2021 for the 59th Swiss Festival National Rally.

2021 International Rally

We all are looking forward to the 64th International Rally in Lebanon, Tennessee, on July 16-24, 2021. The rally will take place at the Wilson County Expo Center.


Online registration starts August 5, 2020.

<https://airstreamclub.org/lebanon-2021-international-rally>

Hope to see you there!

Just for Curiosity Sake

Brad Briggs. 1st VP, Region 4



Sadly, the 2020 International Rally in Loveland, CO, was cancelled due to the Covid-19 virus pandemic. I thought since the logo for the 2020 International Rally included a Pink Flamingo, it would be interesting to hear from the International Historian, Joe Peplinski, how the Pink Flamingo became the mascot for Airstreamers. Joe's response to my email follows:

Hi Brad,

That question has been asked often, but I have never seen a convincing answer, just people's guesses and opinions.

My Take on the Question:

Pink flamingos have been used in and on all sorts of Florida knickknacks, possibly going back to the 1920s according to some sources. Therefore, I will speculate that since many, many Airstreamers have wintered in Florida for many decades (at least since the 1950s), they thought to dress up their campsites with a local symbol while there and then brought them back home, North for the summer. But that is just a guess. It might be said that Airstreamers have selected the pink flamingo a symbol of the "endless summer" they are always chasing. Of course, after that 1957 invention, the plastic pink flamingo, you could buy pink flamingo lawn ornaments nationwide, which made this all the easier. Fast forward to today, maybe we can also thank a bit of nostalgia for reinforcing the popularity of pink flamingos with Airstreamers. Even owners of brand-new Airstreams, a pink flamingo, can harken them back to the golden age of Airstreaming in the 1950s and 1960s.



In case you want to read more, here is a link to an AirForums thread that discusses Airstreams and flamingos:

<https://www.airforums.com/forums/f161/the-history-of-the-plastic-pink-flamingo-11221.html>

I did find this bit of history on the Airstream website that indicates when the plastic pink flamingos were invented, but not why they were adopted:

<https://www.airstream.com/blog/things-we-love-pink-flamingo/>

There is a little more history here, especially in the comments at the bottom:

<https://www.smithsonianmag.com/arts-culture/the-tacky-history-of-the-pink-flamingo-18191304/>

That's all I can say or guess on this topic,

Joe Peplinski #6768
WBCCI Historian

Brad's two cents worth: I believe all the things Joe has put forth had a very important impact making the pink flamingo the mascot of choice for Airstreamers. Although the Club was formed in 1955, its popularity grew to the point where, as reported in the April 2019 *Blue Beret*, WBCC, now WBCCI, was registered in Ohio on June 21, 1957, as a non-profit organization--the same year these whimsical plastic pink birds were introduced. Union Products' plastic birds were the first durable commercially produced flamingo ornament. I think timing is everything.



Region 4 Member Tips & Tricks

CALLING Region 4 Members for Tips & Tricks



As a Region 4 member, no doubt you have worked your way around many issues, challenges, and storage problems while traveling in your Airstream. This section of the newsletter is dedicated to sharing among members tips and tricks for making our Airstreams work better for us! Please send any and all tips and tricks (no matter how trivial you think they are) to Jane Briggs (jebriiggs80@yahoo.com), for use in future newsletter editions.

Until members submit some of their ideas, consider checking out these online ideas:

AirstreaminLife: Our Best RV Organization Top Tips & Tricks Learned from Living in an Airstream: <https://youtu.be/XFSnjWRYFpc>

Airstream tips in Pinterest (search Airstream tips and then Follow if you wish.)

Airstream Tips and Tricks Video (from Airstream of South Florida): <https://youtu.be/JLgpZQ2a7lo>

Airstream Blog: <https://www.airstream.com/blog/category/tips-guides/>



SPOTLIGHT: WHERE WE ARE GOING

Cincinnati Ohio Airstream Club Update

By: Mark Kennedy #08415



The Cincinnati Airstream Club is still in the planning stages for a campout that we hope will be held later this summer.

Also, the Turkey Rally is scheduled for October 8-11. Please watch the *Blue Beret* and email for more detailed news and information regarding those events.

SEMAC and MVOAC Joint Rally

By: Chip & Lori DeLeeuw #00810

August 20-23, 2020
 Markin Glen County Park Campground
 300 N. Westnedge Avenue
 Kalamazoo, MI
 Phone: (269) 383-8778



*****You Need to Make Your Own Campsite Reservations*****

The Markin Glen County Park Campground rally is a joint rally with the Mohican Valley Ohio Airstream Club (MVOAC). However, ALL Region 4 members and leaders are not only welcome but encouraged to attend.

We will be camping at the Markin Glen County Park Campground. There are only 38 sites in the whole campground. Each site has full hookups, large cement porch and parking areas, firepit, and picnic table. There is ample space for us to maintain the recommended physical distancing. The campgrounds are on a beautiful lake with a wonderful sandy beach. Paved trails go around the lake, along the river, and through the woods, further, than you can walk, perfect for bicycling. **PLEASE DO NOT DELAY MAKING YOUR CAMPSITE RESERVATIONS.** This park will sell out!

There will be activities Thursday through Sunday. However, to accommodate those who are still working, we will depart for our primary group outing at 9 a.m. on Saturday, August 22, 2020. We will be going to the Gilmore Car Museum. The Gilmore Car Museum is the largest auto museum in North America. Check it out at <https://www.gilmorecarmuseum.org/>

After you have made your reservations, please email us and let us know which site you will be on.

Grills will be available; however, if you have a BBQ grill you can bring, that would be appreciated. There will only be one planned meal. That will be on Saturday evening. Grills and a fire will be available for you to cook your meat. Each rig should bring a dish to share.

This rally will be a great time, and we hope to see you there.

Chip & Lori DeLeeuw,
Southeastern Michigan Airstream Club (SEMAC)
cdeleeuw@comcast.net



Markin Glen County Park Campground

region 4



RECIPES FOR THE ROAD

Crock Pot Chicken and Dumplings

<https://www.spendwithpennies.com/crock-pot-chicken-and-dumplings/>

Submitted by: Karen Fisher

I often make this recipe in a travel crockpot I have that plugs into the cigarette lighter in our truck when we are traveling. I throw everything in the crockpot when we stop for lunch, and the crockpot sits on the floor in the back seat. When we stop for the day, I do the last few steps and voila – a great dinner without a lot of fuss after you’ve set up camp.

I cut the recipe in half for just Wally and I and have leftovers for another meal (use the small 5 biscuit cans). I’ve also quadrupled the recipe, used my electric roaster, and served this with a salad at a local club rally for a meal. It was a hit.

How to Make (Author: Holly N.)

As easy as this recipe is, here are a few tips to make sure it turns out perfectly for you!

- This recipe is best made in a 6QT crockpot.
- While this chicken and dumplings recipe uses frozen veggies, they should be defrosted before adding to the slow cooker.
- My biscuits are always perfectly cooked after 60 minutes; however, some slow cookers may require extra time to cook the biscuits.
- Open the lid as little as possible as the slow cooker can lose heat quickly, and this can cause your biscuits to not cook properly.
- Boneless chicken thighs make an excellent addition to this recipe.
- Once the biscuits are cooked through, they should still have a soft, slightly doughy dumpling-like texture.
- Depending on the size of your slow cooker, this recipe may not double well. To double this recipe, cook the chicken portion as directed. Additional dumplings can be cooked on the stovetop or baked in the oven as biscuits.

Dairy (such as cream or milk) doesn’t always do well in the slow cooker; it can often separate or curdle, so I’ve subbed in condensed soup in this recipe.

Condensed soups make a great addition to crockpot recipes as they tend to hold up very well in the slow cooker (plus they add lots of flavor to this recipe) without the risk of curdling.

Once you try this easy recipe, it’ll quickly become your go-to for slow cooker chicken and dumplings.

Ensure your slow cooker is on a high, and the liquid should be bubbling along the edges when you open the lid to add your vegetables and biscuits.

It’s really important that you open the lid for as **little time as possible** and that your vegetables are completely defrosted.



Note: Buttermilk, Country, or Homestyle Biscuits work best in this recipe. When adding the vegetables/biscuits, ensure the lid is left off as little as possible. Leaving the cover off for extended periods will drastically increase cooking time.

PREP TIME: 10 minutes

COOK TIME: 5 hours 10 minutes

TOTAL TIME: 5 hours 20 minutes

SERVINGS: 4 servings

Ingredients

- 1 large onion, diced
- 1 can (10.5 oz) cream of celery soup
- 1 can (10.5 oz) cream of chicken soup
- 1 tablespoon fresh parsley
- 1 teaspoon poultry seasoning
- black pepper to taste
- 4 skinless, boneless chicken breasts
- 2 cups low sodium chicken broth
- 2 cups frozen vegetables or peas and carrots, defrosted
- 1 can (8 pieces) refrigerated biscuits (Buttermilk, Country or Homestyle)

Instructions

1. Add onion to 6 qt crockpot and top with chicken breasts.
2. In a small bowl, combine cream of celery soup, cream of chicken soup, parsley, poultry seasoning and pepper. Spread over chicken breasts. Top with chicken broth and cook on high 5 hours.
3. Approximately 1 hour (I allow 60 - 90 minutes) before serving (after 4 hours of cooking time), roll each biscuit thin and flat. Cut into 4 strips. Add vegetables to the slow cooker and stir. Add biscuit strips on top. Replace lid as quickly as possible.

To Serve

Remove chicken breasts and slightly shred. Add back into the slow cooker and stir (this will break up the dumplings somewhat, which is ok). Let cook an additional 10 minutes and serve.

Recipe Notes

Note: My biscuits were perfectly cooked after 60 minutes however, some slow cookers have required extra time to cook the biscuits.

Nutritional information provided is an estimate and will vary based on cooking methods and brands of ingredients used.

NUTRITION INFORMATION

Calories: 640, Carbohydrates: 72g, Protein: 36g, Fat: 23g, Saturated Fat: 3g, Cholesterol: 73mg, Sodium: 1300mg, Potassium: 1011mg, Fiber: 5g, Sugar: 5g, Vitamin A: 4750IU, Vitamin C: 14.2mg, Calcium: 101mg, Iron: 5.6mg

Please help make this newsletter interesting
for all by submitting ideas and articles.

2020 Newsletter Deadlines and Publication Dates

| Issue | Article Deadline | Publication Date |
|----------------|------------------|------------------|
| <i>Fall</i> | <i>9-1-20</i> | <i>9-15-20</i> |
| <i>Holiday</i> | <i>11-15-20</i> | <i>12-1-20</i> |



FROM YOUR NEWSLETTER EDITOR

This newsletter is for YOU, the Region 4 Member!

Feel free to submit information of interest to our members!

Newsletter issues typically include the following:

Spotlight: Where We Have Been (Local Club Rally or Caravan already taken)

Spotlight: Where We are Heading (upcoming Local Club Rally or Caravan)

Healthy Airstream Cooking Recipes

Region 4 Member Tips & Tricks

Officer Articles

Announcements

Jane Briggs, Region 4 Newsletter Editor
(jebriggs80@yahoo.com)

