



UWAC Club News



Utah's Wasatch Airstream Club

Volume 20 – JANUARY 2023 – WBCCI's Utah Affiliate

A MESSAGE FROM THE PRESIDENT

Hello fellow UWAC members,

Wishing everyone a happy Airstream filled 2023.



Eric McHenry has informed us the registration for the 2023 International registration has reached the 1,200 capacity. However, they will continue to accept registrations for a few more days to provide a buffer for cancellations. After that they will start a waitlist.

Registration link: <https://airstreamclub.org/Rally2023>

Our club's Annual Meeting and dinner was held at The Cheesecake Factory on November 3, 2022. We had 25 members in attendance. Our president John Ruskauff introduced our Executive Board and welcomed new members.

1. Report from Membership Chairperson Bonnie Ruskauff. Our club has grown to 60 trailers and 28 Affiliate Members.
2. Financial Report from Treasurer Keith Lund. We currently have a checking account balance of \$5,453.66. Income and expenses for year 2022 were presented and discussed.
3. Rally and Activities report from Rally Coordinator Kevin Buehler. We had a discussion of our 2022 rallies and the proposed rally schedule for 2023 was presented. It is now posted on our website and e-mails for registrations have been initiated.
4. New Business. There was no new business requiring a vote. There was a short discussion of possibly adding a volunteer position of "Club Ambassador". This person would handle compassion and outreach to members needing assistance and care.

The meeting part of the event ended at approximately 7:30 pm and dinner was served. Respectfully submitted by Barbara Powell

John Ruskauff
UWAC President
Ruskauff@msn.com
(801) 674-0381 John Ruskauff



We're excited to welcome the following members who have recently joined UWAC

<i>Peter Robinson</i>	<i>Scott & Cathy Verhines</i>
<i>James & Kimberly Lightfoot</i>	<i>Roger & Carolyn Nielsen</i>
<i>Walter Cartwright & Ariel Feir</i>	<i>Jean Rice</i>
<i>Larry & Gail Rose</i>	<i>Gary Smith & Karen Ekblad</i>
<i>Michael & Caryn Harkins</i>	<i>Patty & Tom Reed</i>
<i>Ian & Theresa Dawson</i>	<i>MJ Wiley</i>
<i>Troy & Heidi Vail</i>	<i>William Kerfoot</i>
<i>Ian & Theresa Dawson</i>	<i>Andrew & Sandra Cooley</i>
<i>Brint & Lynn Detwiler</i>	<i>Alister & Alaina Dopp</i>
<i>Alexander Duncan</i>	<i>Scott & Mona King</i>
<i>Jeffrey & Winnie Cooper</i>	<i>Bob & Becky Ford</i>
	<i>Kandi Smith</i>

Stories from the Road

Biking in Zion National Park

Jim and I were in Zion October 17-20 and the cooler Fall temperatures allowed us to bike in the park and enjoy the spectacular scenery in a whole new way. Cyclists can bike the 8-mile Zion Canyon Scenic Drive using the whole "bus lane" which is closed to car traffic, and only need to stop for the shuttle buses coming up behind you. This only happened about 5 times so it wasn't a problem. (To get to the Scenic Drive, you walk your bikes through the park's south entrance, the immediately follow the sign for bikes and go left. This takes you past the

Visitor's Center, then you get on the Pa'rus Trail for a couple miles that will end at Zion Canyon Scenic Drive). This Scenic Drive is about 8 miles and it's a slight uphill climb to the end at "Temple of Sinawava" and we were glad to have e-bikes. We stopped at several places along the way to take pictures and take in the scenery.

We recommend a stop at the "Big Bend" Shuttle Stop to see the peregrine falcons that nest in the sheer cliffs there near "Angel's Landing (wish we had brought binoculars!). We also forgot a bike lock, so we couldn't stay and hike around The Temple of Sinawava at the end of the trip, and

it's a must-see:

"The Temple of Sinawava is the parks hallmark, with its paved trail following the Virgin River upstream through ever-narrowing canyons of sandstone to the Zion Narrows, framed by hanging gardens of flowers and waterfalls".

However, we did remember sweatshirts, and were glad to have them in our bike packs. The road was shaded most of the way in the morning, and was 60°, so bring that extra layer for Fall biking. The trip back is mostly down-hill with very little peddling. We opted to park our truck 4 miles from the park entrance where the parking is \$15 for the day (it's \$30 close to the park) and there's more room to load bikes. This lot is across from the Majestic View Lodge in Springdale and there is a bike lane (part of it is

off-road) to take you to the park entrance. We also stopped for lunch at MeMe's Café on the way to our truck (it's good!). So with the added portion through Springdale, our trip was only 12 miles one-way, but we took our time and went at a leisurely pace.

On a side note, we have become true advocates of e-bikes. We bought ours about a year ago and have biked much more than we ever did now that hills are not a deterrent (for me mostly). We loved biking Crater Lake (at the rally), and many other places that would not have been possible for me without "assistance". In addition to the cost, I was concerned that I wouldn't get exercise, but the 5 levels of assistance allow you to "customize" your workout, and enable you to go farther that you would on a manual bike. We'd be happy to talk to anyone considering an e-bike, since we learned a lot in the process of testing different models, and using them for more than a year now.



For more info on biking on the park:

Bicycling - Zion National Park (U.S. National Park Service) (nps.gov) You can rent bikes/e-bikes at several places in Springdale and easily ride to the park entrance. There is even a bike rental place just outside the park entrance in Zion Canyon Village.

Camping: While there is dry camping at South Campground right outside the park, we like to stay at Zion River Resort in Virgin, about 20 minutes away. If you prefer to be closer to the park entrance with hook-up's, Zion Canyon Campground is only ½ mile to the entrance.

Barb and Jim Powell

Boondocking with the Buehlers

October 2022 - Duck Creek Village, Utah

For fall break the Buehlers (BRN 12225) headed to Duck Creek Village before the weather turned too cold and roads became impassable with snow. The area is a geological wonder with the Cedar Breaks amphitheater, lava fields, caves and dramatic vistas.



The weather was perfect for hiking, exploring and caving and chilly nights perfect for a campfire and college football. The aspens were not only quaked but were at peak foliage. We camped adjacent to a lava field that provided a good opportunity to explore. The endless OHV forest roads were nice to walk prior to our nightly dinners.

Duck Creek Village is a great base camp for a fun long weekend. On Friday, we visited Cedar Breaks. It is not a vast haven of hiking but you can explore almost all of them in a long day.



We took a side trip up the

fire road to Blowhard Mountain on the way back to camp and found the National Weather Service radar towers visible from most of Cedar Breaks, quite impressive.



Saturday, we went caving at Mammoth Cave in the morning then hiked to Cascade Falls in the afternoon. Added bonus was watching Utah beat USC by the fire Saturday night!

By Kevin Buehler

October 2022 - Sun Valley Jazz Festival, Idaho: October 12-16, 2022.



Five days. Forty Bands. One Million Smiles. The third weekend in October each year, the annual Sun Valley Jazz Music Festival celebrates a history of jazz music. Attendees from all fifty states, every Canadian province, and several foreign countries gather each October to celebrate live performances of Americas music.

Several UWAC members joined Airstreamers from across the western U.S. and Canada in beautiful Sun Valley, Idaho from October 11 - 16, 2022 at the 2022 Sun Valley Jazz & Music Festival. The weather was beautiful and the Fall leaves were in full color. We truly appreciated the hospitality of Bob & Darlene Caldwell and Tom Usselman as our gracious hosts from Region 10. The quality of the music (over 40 separate acts) was excellent and a good time was had by all. If you've never attended this Jazz festival, the music genres are broad, everything from Jazz to Western Swing to Zydeco and more.

And 2023

March - Open - No host or hosted - suggestions ??

April - Kanab - UWAC will be kicking-off the 2023 camping season with a "No Host" rally at the beautiful Kanab RV Corral in downtown Kanab, Utah. The rally will be held over 4 nights with arrivals on Thursday, 4/20/23 and departure on Monday, 4/24/23. This campground does not reserve group blocks so you may want to book early if you are interested in attending this rally. To register, please complete these two steps:

- 1) Book your own campsite reservation:
 - a. <http://www.kanabrvcorral.com>
 - b. (Note their site says open for 2022, but they are open for 2023 reservations)
- 2) Submit your rally registration and rally fee (\$11 per person) using JotForm:
 - a. <https://form.jotform.com/223074684155155>

As noted, booking and payment for campground reservations are handled separately by each camper. UWAC registration process closes 4/1/23 (or earlier if campground is fully booked.) This rally is open to all UWAC members and affiliates.

This rally is being held as a "No Host" event with minimal pre-planned group activities. There is a wealth of options for sightseeing and activities in the Kanab area (see link below for suggestions.) The

rally fee covers club expenses for a rally sticker and pizza dinner. Club members are encouraged to informally plan group activities and get together at camp.

May - Lava Hot Springs, Idaho - Portneuf Bend RV Park. May 18, 19, 20.

Nestled quietly and snugly along the Portneuf River and located half a mile outside the city of Lava Hot Springs, Idaho. Portneuf Bend Campground offers a country camping experience with plenty of room for fun and games. Sites are next to the Portneuf River for those bringing fishing equipment. Campsites have 50 amp power, no water or sewage. There is a convenient dump station at the KOA across the street at Lava Hot Springs. Campsite and UWAC registration will be available soon. Watch for an email with updated information..

June - International Rally in Rock Spring, Wyo. June 24 - 30 Rally2023 has reached its maximum of 1,200 Airstreams. Additional registrations will be accepted for a few days to give a bit of a buffer for cancelations, but the Rally Team will shortly be switching off registration and switching on a "Waitlist" form.

<https://airstreamclub.org/Rally2023>

July - Grand Buffalo après International Rally July 1 -5 Grand Buffalo RV resort in Etna, Wy.

If you want to attend UWAC's "Grand Buffalo Après International Rally Rally", you must first make your own reservation at the Grand Buffalo RV Resort. The usual rate for the resort is \$100 per night, but Dennis has graciously offered our club a discount rate of \$80 per night. Follow the steps below to make your resort reservation:

1. Go to grandbuffalorvresort.com
2. Click one of the "book now" buttons on the home page.
3. Enter July 1-5th, 2023 with the promo code: UtahClub2023 and search.
4. You can then choose back-in or pull-thru sites.

After you have your reservation at the resort, please complete the rally registration process by completing the Grand Buffalo Après International Rally Rally form here:

<https://form.jotform.com/222647451760154>

If you have made your resort reservation and completed the registration form including the rally fees you are in! Tiffany at the Grand Buffalo has agreed to hold 30 sites for us until the spring. However, given the popularity of the International rally (700+ trailers) and the great location of our rally, we are expecting it to fill up quickly. Etna is in the beautiful Star Valley, Wyoming on the doorstep of Jackson Hole, Yellowstone and the Snake River. I assume many of the folks traveling to Rock Springs will be interested in staying in the area to see some of these wonderful sites.

July - Montana Caravan July 19 - 30 Kelly and Ronaldo Araujo (rgaraujo56@yahoo.com) Information has been emailed to UWAC and Affiliate Members,

August - Flagstaff, Ariz. (Buehlers) August 9 - 13 (Tentative) Tentative dates are August 9th through the 13th. More information will be sent via email once the rally is finalized.

kevinbbuehler@gmail.com

September - Grand Junction, Colorado Rally will be held over a four nights at the beautiful new Canyon View RV Resort in Grand Junction, Co. from September 21st to the 25th. Details and info will be sent to UWAC Members and Affiliates once finalized. Jorgensen/Spradlin are co-hosting. Registration for this rally will be available soon.

October - As an appetizer for our April 2024 Total Eclipse of the (Lone) Star rally in Texas, UWAC is hosting a "Ring of Fire in Richfield" rally to witness the annular eclipse. The location for the rally will be the brand-new Venture RV Park in Richfield with arrival set for Thursday, October 12 and departure Sunday, October 15, 2023.


Solar eclipses are classified as either total or annular. An annular eclipse happens when the Moon obscures all but an outer ring of the Sun creating the "ring of fire". During a total solar eclipse, the Moon completely covers the Sun. The distance between the Sun, Moon and Earth determines whether an eclipse is annular or total. For our rally in Richfield the maximum annularity will happen on Saturday morning, October 14 at 10:26 AM. It will be a whopping 4 minutes and 37 seconds in duration!

If you want to attend the rally, please make your own individual campground reservation and then complete the JotForm and pay the rally fee.

1. Venture RV Park reservations:
 - a. Please call Tammy at Venture RV Park (435) 896-3886
 - b. Tell her you are with the Utah's Wasatch Airstream Club rally
2. Complete the JotForm rally registration information and payment:
 - a. <https://form.jotform.com/223127451276150>

We have 15 spots being held until April. Hopefully we will get these sites filled and need to ask for more!

Finally, we are looking for hosts and co-hosts for this rally. The hard part is done with the location secured. If you haven't previously hosted a rally, this is a great opportunity to jump in and learn how much fun hosting can be. Please let me know if you are interested in helping.



November - Form 1 Race Las Vegas (Tentative) Tentative dates are Nov. 15th - 19th. Location TBD. Details and information will be sent as soon as it is available. Jorgensen/Buehler are co-hosting.

November - UWAC Annual Meeting and dinner TBD.

RECIPES

Chicken Congee (Gye Joke)

By *Choy Wai Yuen* Epicurian [October 24, 2021](#)

For many, making congee is part of the lead up to the Lunar New Year festival. Making a pot of the Chinese rice porridge on January 1 is a way to start the New Year with warmth and comfort—and the leftovers are great to eat all week long.

Ingredients:

200g lean pork (such as pork loin), blanched and sliced

Salt

200g boneless chicken thigh or breast meat, cut into in 1-2 cm pieces

Soy sauce

1½ cups uncooked rice

7 cups chicken stock

Pepper

Oil for drizzling

Onions, ginger matchsticks, and fried shallots, to garnish



Condiments for serving with porridge:

Salted eggs, boiled, shelled and quartered

Rice vermicelli, deep-fried to a crisp

Crackers

Step 1

Marinate the pork with salt overnight. Just before cooking, rinse with water.

Step 2

Marinate chicken meat with soy sauce overnight.

Step 3

Cook the rice with the stock and the salted lean pork in a slow cooker. Start cooking at about 9 p.m. over high heat. Just before going to bed, stir the porridge and scrape the bottom and change the setting to automatic or low. The next morning, give it another stir and scrape the bottom. (For stovetop cooking instructions, see note.)

Step 4

To make one serving, scoop a bowl of porridge into a small saucepan and bring to a simmer. Add a few pieces of marinated chicken and stir over medium heat until the chicken is cooked. Transfer into a bowl and drizzle with a little oil, garnish with fried shallots, spring onions, and ginger strips. Season with soy sauce, salt and pepper. Serve with condiments on separate plates.

Editor's note: If you prefer not to prepare your congee in a slow cooker, you can also make it on the stovetop. Add the rice, chicken stock, and bones to a large pot or Dutch oven with the lid slightly cracked. Bring to a simmer, then reduce to low heat and stir regularly to prevent grains from sticking. It can take anywhere from 45 minutes to an hour and a half to finish cooking; continue cooking until the congee has slightly thickened and the rice begins to lose its shape. Rather than make single servings, you can add all the marinated boneless chicken pieces to the large pot of congee once the rice has begun to melt into the porridge. When the chicken has finished cooking, the congee is ready to serve.

TECH CORNER

Power conservation tips and tricks

Air Gear Rich Luhr May 24, 2022

If you like to camp in places where electrical hookups aren't available, you may have run into one of the big limitations of most RVs (not just Airstreams): It's easy to run out of battery power in a night or two.

There are several reasons that this happens, but it boils down to this:

- There are a lot of things in the Airstream that need power
- There's not a lot of power in a pair of batteries

Before you rush off to solve this problem with an expensive generator, or live like hermits by candlelight, take a moment to learn a little about the electrical system. You may find that you are perfectly content to boondock a couple of nights on the batteries, once you have a few strategies for conserving power.

Beware the inverter and laptops



Many times we've heard from new owners wondering why their batteries didn't last, and the first question we ask is, "*Are you using laptops?*"

Usually the answer is yes. And often it's a case of using two laptops for several hours a day—because using laptops requires the use of an inverter if you need to plug them in.

An inverter is an electrical appliance that uses the energy in the batteries to power the household outlets, so you can plug things in.

When you turn on the inverter you can power your laptop computer, which is great. The problem is that the total power consumption can be much larger than you think. Without getting into numbers, a pair of laptops, plus the power needed by the inverter itself, will eat up more than half of a typical Airstream factory-supplied battery bank in just four hours!

Add that to the power needed for an electric refrigerator and a few other things, and you're looking at dead batteries tomorrow.

This is just one example. A modern Airstream has many items that all need power, and some of them consume power all day and night even when you think they are turned off. So even if you don't use laptop computers or have an inverter installed, you can still run into power shortages within a day or two, if you're not careful.

Conserve power with these strategies Fortunately there are lots of ways to get more out of your batteries. Here are our top conservation tips:

1. Use your laptop computer on its own battery power as much as possible (don't plug in).
2. Turn on the inverter only when needed to charge laptops or power other appliances that need it, like the TV. *Always turn the inverter off when done*, because it consumes power even if nothing is plugged in.
3. Set the temperature lower on cold nights, so the furnace blower runs less. Even though the furnace uses propane, the blower fan is a big consumer of power.
4. Keep water pump usage to a minimum. The water pump doesn't usually get run for long periods of time but when it is running it eats up a lot of power.
5. If your refrigerator has a propane mode (generally trailers made 2020 and earlier), use it. Make sure it's not in 12 volt electric mode when you're boondocking.
6. Don't leave lights on at night. Even a single LED light will consume a noticeable amount of your battery capacity when left on for hours.
7. If you have solar panels, try to coordinate your power needs with the sunniest part of the day, so that the Airstream's batteries can absorb as much power as the panels can produce.

-
8. Be mindful of appliances and devices that run for long periods of time. The Fantastic Vent fans, for example, doesn't draw a lot of power, but the cumulative effective of running them all day long adds up faster than you think.

Add other sources of power

Beyond conservation, you can also take some steps to upgrade your Airstream for boondocking situations:

- [*Get portable solar if you don't already have it.*](#) Portable solar works in tandem with a rooftop solar installation to give you even more power.
- [*Consider a CarGenerator*](#) for those times when the sun isn't shining, or when you need a rapid re-charge.
- [*Install larger-capacity batteries.*](#) Lithium batteries are a powerful, albeit expensive option.
- [*Install an amp-hour meter,*](#) so you can truly understand how much power you are using, and how much you have left. This is essential if you have lithium batteries.

WORTH NOTING:

New Airstream Park Near Zion National Park

On a recent stay at Zion, we saw a new Airstream park being built about a mile down the road from Zion River Resort outside Springdale. An article in Travel and Leisure Magazine has AutoCamp opening this park in 2022 (but it is nowhere near finished) and has another location opening at Joshua Tree. Check out the pictures in the article!




New Airstream Glampsites are coming to Joshua Tree, Zion National Park, and the Catskills (travelandleisure.com)

The article reports:

“Both locations will feature the company’s 31-foot luxe Airstreams, which come equipped with queen-sized beds, high-thread-count sheets, kitchenettes, and walk-in rain showers. Each Airstream can sleep three adults comfortably or two adults and two children. Plus, there set up with free Wi-Fi, a private patio, and a personal fire pit.”

“AutoCamp’s Zion National Park location in Utah will rent tents in addition to Airstreams, though campers in tents won’t be required to sacrifice comfort to commune with nature. AutoCamp’s canvas tents are large enough to accommodate a king-sized bed, two nightstands, and a bench at the foot of the bed. Tents also come with access to spa bathrooms located inside a nearby clubhouse”.



This was interesting to us since we have friends (and kids) who like to go camping with us and aren't fortunate enough to own an Airstream, so we can join them down the road at Zion River and we can both enjoy glamping in an Airstream!

Barb and Jim Powell

I'm not sure how many of you are aware that we have a Club called Grapes & Grains Intra-Club, which is a part of the much larger Airstream Club International. Once you join, you can become a member of our Intra-Club, which holds Rallies at Wineries, Breweries and Distilleries all over the country, Below is a list of 5 of the 7 rallies we have planned for 2023. Karen & I have met some of the best people to camp with and we always try to get together somewhere to play games & share our Airstream Spirits.

Sip of the Panhandle Feb 16-19 Mystic Springs, FL
Sip of Napa Valley March 13-17 Napa Valley CA
Sip of Texas April 13-16 Fredericksburg, TX
Sip of Texas II April 20-23 Waco, TX
Sip of Virginia, Oct 5-9 Greenwood VA
PLUS 2 other Oct Rallies in Washington State
All are listed on our website under
Grapes & Grains Intra-[Club](#)

This is part of an article taken from facebook under Airstream Addicts. Thank you Barb. To join or for additional information go to the WBCCI website and type in Grapes and Greens.

Mark Robert Kruger


Be sure to bookmark the UWAC web site:

<https://airstreamclub.org/utahs-wasatch>

You can find the latest UWAC newsletter, rally schedule, registration instructions and other important information on the new website.

MEMBER DIRECTORY: For instructions on how to add your photo to the member directory, please see the following tutorial:

<https://www.youtube.com/watch?v=LUICC-howkM>



Six Simple Steps for Hosting an UWAC Airstream Rally - Kevin Buehler

Here are six easy steps to pull off a stress-free and fun rally:

1. Think of a location – This can be somewhere you love to visit or a completely new place you want to explore. If this is your first time hosting it may be easier to pick a location you have been to in the past so you are familiar with the area and don't feel pressure exploring a new place AND hosting a rally.
2. Check in with club leadership – Check with the club to see where openings are in the rally calendar and other rallies planned so they don't conflict with your plans. Once you have approval, you can decide if you want to bring in a co-host to share the planning duties or I can always help too.
3. Find a campground and set the dates – If you have been to your location before this might be easy, it just needs to be able to accommodate 15 to 20 Airstreams. This tends to be the most difficult aspect of the entire process as some campgrounds are not as easy to work with than others. Most of the time the campground will hold a set number of spots for the group until a predetermined date in the future to allow time for club members to book on their own.
4. Plan activities and establish a loose itinerary – This is the most fun and rewarding part, you can share things you like to do with the group. The possibilities are endless, maybe you just want to offer one or two activities and folks can come and go during the long weekend or offer a bunch of different ideas and activities for everyone to participate in as they choose.
5. Get the word out – Email the club and get everyone excited for what is coming. You can hint at what activities are planned to get an idea how popular they are. Doing this earlier than later is preferable so members can fit your rally into their summer plans.
6. Have fun – This is the most critical detail of the rally and remember, this is a friend group, do not stress. It does not really matter what you planned or the locations you picked; this is an opportunity to spend time with friends of the club.

Are there some additional small details involved? Yes, but nothing difficult and I can help iron them out.

