



Airstream Club International

Region X-tra

 *Traveling the West*

Newsletter



April 2023

airstreamclub.org/region10

Spring Issue

Officers & Committee Chairs

President: Kathy Geese
kathygeese@gmail.com

1st Vice President: Florence Tramoni
florenceframoni@gmail.com

2nd Vice President: Susan McPhee
susanmcphee@comcast.net

Corresponding Secretary: Angela Schock
angela.m.schock@gmail.com

Treasurer: Ray Schmitt
reschmitt@centurytel.net

Membership Chair: Lesa Welcker
lesawelcker@hotmail.com

Caravan Chair: Janet Soucy & Paul Wheeler
paul.jan.wheeler@gmail.com

Nominating Committee: Carol Ortiz
carolortiz1686@yahoo.com

Contributing Editor: Darlene Caldwell
dcaldwell4076@me.com

Newsletter Editor: Carolyn White
airstream355@gmail.com

Webmaster: Carolyn Beardshear
cbshear@gmail.com

President's Message



It's that time of the year when we are dusting off our rigs, filling up the propane tanks, poring over the campground websites looking for availability, and registering for local and National Event Rallies with our fellow members and friends. Maybe you have signed up to take one of the amazing caravans offered through WBCCI/ACI or even your local club?

Our recent house guests, and Region 10 Caravan Chairs, joined the Newfoundland caravan last year and after seeing their beautiful pictures and hearing the wonderful stories, I need to add that to our bucket list!

The past year-and-a-half since I became the Region 10 President has flown by and my two-year term is drawing to a close. Your local club presidents will be voting on the incoming board for Region 10 soon and I feel so fortunate to have found qualified and experienced volunteers who have stepped up to offer their talents and skill sets.

When I took over as Region president, I had no idea the changes that were coming at the International level or the growth we would see in our local clubs and WBCCI/ACI. We warmly welcome those of you who joined this past year and hope you are finding out how much fun it can be to attend rallies, explore new areas, and make life-long friends!

As you are aware, WBCCI/ACI changed the structure of their board leadership last year and you will be voting on a new International Executive Council in the late spring. No longer will you have a set slate of officers chosen for you to rubber stamp; you will be choosing 9 council members who want to represent you at the International level *(continued on page 2)*

President's Message *(continued from page 1)*

and, as of this writing, those members are expected to be 15-20 candidates or even more! Headquarters will be sending out information about choosing your new Executive Council later this spring.

On that note, I was asked to apply to become a candidate for the Executive Council (EC) for a two-year term from 2023-2025. My term as Region 10 President ends on August 1st and it was an honor to work on behalf of my region these past two years. The new EC members you elect will step onto the Executive Council at that time. The newly elected EC and Region Presidents will then choose from those nine candidates you elected, an International President, Vice-President, Secretary, and Treasurer with the remaining five EC members serving as council members at large. I have worked on several different committees during my tenure and would like to continue my work guiding our growth and direction as a member of the Executive Council. My experience this past 18 months has been that we need to support our local clubs by developing the tools to recruit and retain members, identify and train leaders, and sharing of what works among the clubs. There are so many great ideas out there and we can learn from each other. As I mentioned in my application, Wally Byam respected the past but was always looking to the future and that is a legacy we continue to this day.

Take a moment and read the applications so you can identify the 9 candidates you think will serve you, your local club, and WBCCI/ACI best. Please note that there are a total of 12 questions and select "More" under each candidate to read what they think are the biggest challenges and opportunities for WBCCI/ACI. <https://airstreamclub.org/IBTCandidate/2023-executive-council-candidates>. Voting for your leadership is both a right and a responsibility and don't forget that EACH member can vote; in years past, only one vote per rig was allowed. Ballots are distributed based on your airstreamclub.org account information so make sure that if two of you are members, each of you has your separate email in your account info. If you have any questions or need to update your email addresses, contact HQ at (937) 596-5211.

In closing, thank you for the support you have given me and regardless of whether I am elected to serve on the Executive Council, I have enjoyed meeting so many of you and getting to know your Presidents and clubs!

~ Kathy Geese, President, Region 10

Name the Region 10 Newsletter Contest - We Have a Winner!

On the first page, did you notice the new name for the newsletter? Congratulation to Rhonda Levine from the Oregon unit, for the winning entry: **"Region X-tra . . . Traveling the West."**

Thank you to all of our contributors. We had a variety of names and ideas from our region members.



Your Region 10 officers and committee chairs had a challenging task to select from all the great entries. In the final event, Rhonda's title cleverly incorporated a traditional newspaper shout out with the double meaning of the "X." (Evoking editorial license, I substituted the ellipsis in Rhonda's submission with three mini Airstreams.)

Thanks for the pictures, Rhonda, of your prize - a Region 10 Tee-shirt with the Oregon's club logo on the front.



Editor's Desk ~ Carolyn White

Check out the cover of the March **Blue Beret** magazine. The rig and truck of our very own Region 10 VP, Florence Tramoni, are featured. Her excellent article that you first read in our January edition is reprinted as well. Congratulations! Way to go Florence!



Gerry & Carolyn White playing with the Hobo Band, Hobo Rally, Blythe CA 2013

Our iris bulbs are poking their leaves above the ground - are they attempting to tell us that it's time to de-winterize our Airstream? As we spring into warmer weather Ray Putnam's Tech Talk Times has some excellent tips in this issue for reversing winterization.

Many Airstreams in Region 10 have heard about the Washington Land Yacht Harbor and the RV park yet are not aware of how this facility came to be. Carol Ortiz delves into the Harbor's history and details how its founders exemplified the spirit of volunteerism and community. This article gives an excellent perspective for those attending the revival of the National Event Potlatch Rally in August.

Speaking of National Event ACI rallies, learn more about the rallies that our Region 10 hosts. Plus, our Region 10 president takes us on a tour of the 2023 Rose Parade Rally, another ACI National Event Rally.

We welcome all photos and write-ups about a rally you attended, such as the Crab Fest rally, any favorite "One Pot Wonders" recipes, your favorite modification, or ????. With many of you heading towards Rock Springs this summer, your editor expects to receive reports of the roads travelled with accompanying pictures. The deadline for newsletter submission is June 15 for the July issue.

Email airstream355@gmail.com with your newsletter contributions. See you down the road!

Region 10 Logo Wear and More!

All of our Region 10 products are sold and shipped by TeePublic, with a "Satisfaction Guarantee." TeePublic ships internationally so our Canadian clubs can shop as well.

For each sale, your Region 10 receives a commission. The income from sales of merchandise will be used to support officer travel to attend installation rallies for the seven clubs in Region 10.

When you visit the storefront [here](#), you will see several designs listed. Currently, the men's and women's classic Tee shirts have an option for a small logo on the front and larger logo on the back, indicated by the description under the design icon. This Region 10 version is available [here](#). Scroll down for other product options, such as magnets, stickers, tote bags and travel mugs.

As we receive the individual unit logos, we will feature the unit's logo on the front and Region 10 logo on the back. At this time, we have the Alberta-Saskatchewan Unit's logo in all the products, which you can view [here](#) as well as the Oregon Airstream Club's logo [here](#).

TeePublic has excellent "fitting review" information and great customer support. Check out all the design options. Please note that the women's sizes tend to run small.

If your unit wants to display their logo on the Tee shirt front and have it on other items, please contact airstream355@gmail.com for information.



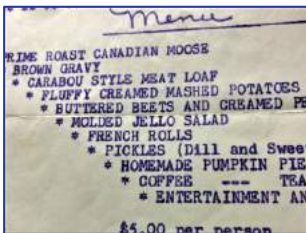
The History of the Washington Land Yacht Harbor ~ Carol Ortiz

How did the Washington Land Yacht Harbor come to be? Who thought it would be a good idea to have a place for Airstreamers to call their "home?" How long ago was it? Well, hang in there! These and many more questions will be answered in the following story.

Once upon a time, a man named Wally Byam began manufacturing silver aluminum trailers and a national organization was begun, with the name "Wally Byam Caravan Club. [WBCC]." At the first International Rally in Bull Shoals, Arkansas, (July 1958) Wally felt that there were enough Airstream owners in the Pacific Northwest to organize a Northwestern Unit. He asked Mel Tveten (an Airstream dealer from Tacoma, WA) to set up a rally site and send letters to all known Airstream owners in the Pacific Northwest inviting them to come to this rally.

At this rally in Hoodport, WA at the Rest Awhile Park on Hood Canal, those in attendance voted to become a WBCC Unit. So, in September 1958, the Northwest Unit was officially chartered. The Unit included Idaho, Oregon and Washington. The first President elected was Roy Harmony. (I mention names along the way so that when you come to our Potlatch Reunion Rally, August 1 - 6, 2023, you will recognize these names).

This enthusiastic group of people decided that by their first birthday, they should have 100 memberships. (Remember in the early days, most memberships were couples, so that would mean at least 200 members). By September 1959, there were 101 memberships all very actively participating in local rallies, caravans and going to the national rallies. Soon, the members voted to start a "land acquisition fund," according to Bulletin No. 9, "so that sometime in the future we will have a place that belongs to us, where we can take our trailers any time."



The Unit decided to have a fundraiser to help get the fund going. Three guesses what the "Lumberjack Unit," as they called themselves, did to raise money for this "acquisition fund" and the first two guesses don't count. Well, they had a prime roast Canadian moose dinner on November 19, 1960, and the ticket price was \$5 per person. (Today's dollars = \$50.54) This included 3 nights trailer parking, a

luncheon, the moose dinner, and entertainment. All proceeds from the dinner were earmarked for the "Land Yacht Harbor," as they were already calling it. When all was said and done, proceeds came to \$444.22.



Canadian Moose Dinner



First structures and plots at the WLYH

because in December of 1960, just a month later, earnest money had been deposited on 43.7 acres of land in Thurston

County near the town of Lacey, Washington and they had incorporated under the name of "Washington Land Yacht Harbor, Inc." The land was described as "level with a good gravel base (ideal for gopher holes)." Do our younger members know what was meant by "gopher holes?" Here's a hint: they didn't have anything to do with gophers. Here's another hint: there were no built in septic systems nor a dump site back then. *(continued on page 5)*

The History of the Washington Land Yacht Harbor ~ Carol Ortiz (continued from page 4)

For \$500.00, Northwestern Unit Airstream owners could purchase a 99-year lease on a plot that was approximately 60 X 100 feet in size. With fifty plots sold, the WLYH corporation would have \$25,000 to purchase the land for \$175.00 per acre (total price for the acreage was approximately \$7500.00) and make needed improvements. Neighboring properties were being held for subdivision purposes at \$1000 per acre, so the 43.7 acres were a bargain!

Bulletin No. 11 expressed the purchase this way to the Unit members: "It will be a lot of fun developing our own individual tracts, just as we want them, to suit our own trailers – and to know that we always have a place to go, and that there will be other Airstreamers there, old friends and new friends." When a lease form was adopted, the rules stated that mobile homes, cabanas, or a storage shed of a certain minimum size could be erected on the lots which would be east of the main entrance road (now called Fleming Way).

By 1961, Idaho and Oregon had formed their own Units, so the Northwest Unit became rechartered as the Washington Unit at the Fourth International Rally in Hershey, PA. In 1962, the Washington Unit helped to host the Fifth International Rally in Auburn, WA having invited all Airstreamers to the Seattle World's Fair and to enjoy the Northwest. Nellie Fleming was elected the national recording secretary and Ralph Fleming a WBBC board member.



First turn of the shovel for Harmony Hall

Besides attending rallies and caravanning over the next few years, members helped to develop the WLYH with roads, electric and water, by digging a well, including a 10 space "overnighters" court near the front gate. This had increased to 70 spaces by 1969. In 1970, by mutual agreement, the Washington Land Yacht Harbor, Inc. was merged into the Washington Unit.

About that time, a group of cheerleading women began to chant, "We want a club house!" Maybe they said it often enough, or maybe others hearing their chant agreed, so in October 1971, there was a ceremony for the first shovel full of dirt that was turned over to begin the building of a clubhouse. Nellie Fleming played music on her electric organ and there was excitement in the air. The building was to be 70' X 140' of wood construction with a

concrete floor and would cost \$35,000.

Construction began immediately, with 25 to 35 men showing up most weekends rain or shine or even in the snow. The women prepared lunches. One of the WA members, Milt Robinson, was a General Contractor, so he became the boss. His son, Dave Robinson, who lives in the WLYH, helped his dad. Framing was done by January 1972 and the first truss was put in place for the roof and the last truss was in place before the end of January.

"Raising the trusses has been done by David Robinson operating a crane attached to a truck. A very ticklish job. David, with his dad, Milt, directing, moved each truss forward raising it very slowly for the workers to anchor in place. This has been the most dangerous job of all. Sheeting the roof was completed by March 11-12. At the Mini Rally, March 18-19, shingling was started with 35 men reporting for work. By Sunday noon, three-fourths of the (continued on page 6)



Raising the Last Truss

The History of the Washington Land Yacht Harbor ~ Carol Ortiz (continued from page 6)

job was completed. Most of the windows are in. We are now on the final step of enclosing the building."
(From a Clubhouse update in March 1972)



Working on the hall

Soon the clubhouse, was enclosed and the Unit had a Carnival in April, where they ate hot cakes, sold things, bought things, purchased plants and put their names on tiles. (When you come to our Potlatch Reunion, August 1-6, you will see these tiles on the ceiling of the foyer.) By September 1972, there was a Dedication Ceremony, to recognize all that had worked on the hall to that point. "No, that doesn't mean it's completed," reported one of the members. And by the way, did I tell you what they named the hall? It was officially named Harmony Hall at the dedication. Those cheerleaders mentioned earlier, came dressed in pom-pom outfits with one letter each on their sweaters that spelled "Harmony." This time they were chanting, "We have a club house!"



Now, I must tell a story on myself. When I first saw the name, "Harmony Hall" when I attended a Potlatch in 2000, I thought it had been named as a reflection of the harmonious community of Airstreamers who lived in the Washington Land Yacht Harbor. It was some time after I moved into the community, that I discovered, that it had been named for Roy Harmony, the first President of the Northwest Unit (aka Washington Unit)



When you come to the Potlatch Reunion, you will notice a lovely stained-glass window on the south side of Harmony Hall above the stage area, which is beautiful when the sun shines through it. Here's the story from Bulletin No. 113, May 1973. "Designed and constructed by Cameron Smith, it has been suggested that this might well represent 'Silver Trails to Golden Dreams.' And well it might be since the symbols represent the Airstreamer's path of life. The winding road passes by the fir tree, representing growth, disappears into the future in a starburst of glory, while along the way on the left are the Hebrew Star and the Christian Cross, representing pain and

sorrow and on the right a rainbow of joy and happiness in our travels. So, this represents our lives."

Remember at the beginning of the history that I mentioned Mel Tveten, the Airstream Dealer? Well, as part of a contributing tradition, Mel and his wife, Agnes, provided crab each year for a Crab Fest Rally. At the Potlatch Reunion in 2023, (when you come) you will notice that there is a grove of trees to the west of Harmony Hall with open green space where dogs can run and catch frisbees or balls. The name of this area is "Tveten Grove."


A pathway to Tveten Grove from Harmony Hall was another project by the Unit members. Heading up this crew was John Whitney. In May of 1979, more construction appeared as across Fleming Way, an addition to the well pump house began. The building is now called the "Whitney Building."

The first special event Potlatch and Fishing Derby (continued on page 7)



Whitney Building

The History of the Washington Land Yacht Harbor ~ Carol Ortiz (continued from page 6)



Rally occurred in 1978. There were 193 trailers registered for the event filled week. *"Participants enjoyed a variety of tours, handcrafts, programs, hobby show, slide contest, luncheon and style show, Country Fair, barbecue dinner, campfire cookout and games. The salmon derby was won by Harold Sagen with a 22 lb. 12 oz salmon."* You can meet his son, Dick Sagen when you come to the Potlatch of 2023. And you can even try to catch a "big" salmon of your own at the rally when you sign up for the fishing charter in the beautiful Pacific Ocean at Westport, WA. I have a few salmon fishing stories I can tell you and believe me, it's a huge thrill to catch a "big" one.



Harold Sagen and Prized Salmon

The Potlatch and Fishing Derby Rally of 1979 drew Airstreamers from 22 states. I wonder how many states will be represented this summer in August. Unlike the August 2023 Rally where we will have a wonderful salmon barbecue dinner, those that caught the salmon took them home and they had a roast beef barbecue instead. We won't make those who catch the salmon, cook them for us this year either. Instead, we will purchase salmon for grilling/smoking over alder wood. My mouth is watering as I am writing this because the salmon is sooo delicious!



WLYH with a rally on the Terraport, circa 1978

Imagine my surprise when I realized that Don Urwiler, my 7th grade Jr. High Science teacher in Seattle, had been an Airstreamer! This life is so wonderful!

Another thing that you may notice when you visit this summer, is the beautiful, scenic backdrop on our stage with Mt. Rainier at the center. Bess Harold, a retired art teacher, had the inspiration and was given the permission to paint it in 1988 for the Potlatch Rally. (continued on page 8)

Harmony Hall had an expansion started under President Glen Zempel and completed under President Don Urwiler. This Washington Unit is amazing with so many volunteers and it is awesome to think what a wonderful heritage they have created for those of us to enjoy in this day and age. So, when you come this summer, you will be able to play ping pong or pool or enjoy cribbage, any card game or whatever board game you wish or sit out on the covered deck for a leisurely cup/glass of ??? in that expansion. Now, I have to digress a moment to talk about small world experiences.



Bess Harold, working on the stage Backdrop

The History of the Washington Land Yacht Harbor ~ Carol Ortiz *(continued from page 7)*



Finished stage backdrop painted by Bess and Evelyn Harold

Several 3ft. by 10ft. frames were made, and muslin was stretched across them and stapled taut. Bess sketched the scene on all these panels and with her sister-in-law, Evelyn Harold, who said she painted by number, the painted scenery took place.

With a few more property purchases, today the Washington Land Yacht Harbor has nearly 62 acres with 192 lots. Remember what was paid for the first acreage? \$175 per acre (in case you forgot). Well, the last few acres were bought at \$10,000 per acre.

Also, do you remember that originally a corporation was formed named the Washington Land Yacht Harbor, Inc. for the development of the park and then the sale of the lots? A few years later, it merged in with the Unit, so that in addition to planning rallies and caravans, the Board of Trustees had to manage and operate the park.

Well, in 2008, the IRS said that we needed to separate out the for-profit activities from the non-profit Unit. Therefore, in January 2009, a corporation was established again, named the Washington Land Yacht Harbor and its purpose today is to manage and operate the Airstream Park. If you have already registered for the 2023 Potlatch, then you realize that you dealt with both entities by paying a Rally Fee to the Club and by reserving a spot on the Terraport with the Corporation.

Finally, just a couple more facts: The first two Potlatches were Special Events Rallies. In 1980, Potlatch became a WBCCI National Rally. The salmon barbecue started in 1981. Potlatch continued every year, bringing Airstreamers from all over the United States and Canada for 34 years.

Sometimes there were so many Airstream rigs, that the Terraport was full, and some had to be parked at people's homes. After an absence of nearly 10 years, this year the Washington Airstream Club is hosting the "Potlatch Reunion," August 1 - 6, 2023 in beautiful Lacey (Olympia), WA. And remember, we are close to the Pacific Ocean, Mt Rainier, wonderful hiking trails, canoeing lakes, ferry rides, the Seattle Seafair, and a great jumping off spot for a cruise to Alaska where you can leave your rig and we'll take care of your pets on our terra port. So, come join us, because we'll welcome you with lots of good food, fun and fellowship and good ol' Northwest hospitality!

Many thanks and appreciation for the Washington Airstream Club's historians who preserved the visual records of the founding and history of the Land Yacht Harbor. Carol Ortiz photographed these images for this article.



AIRSTREAM
ADVENTURES

**There for you...
every mile,
every Memory,
& every Adventure!**

Portland • Seattle • Boise
Bay Area • South Bay • Spokane
airstreamadventures.com

Photo Submissions for a chance to be featured on Airstream Adventures Social Pages



Share your Airstream story with the Airstream Adventures online community! We would love to feature your unique trailer with our online community, to inspire others to chase the Airstream dream.

Photo Guidelines:

When submitting a photo please send them to orelcair_seagullpro@lithia.com and include the following information:

Name, year, and model of Airstream. Feel free to tell us about yourself, the places you have traveled, and your favorite memories in your Airstream too!

Specs:

Any photo taken on your phone will work! However, be sure to send the attachments as a png or jpeg.

Exterior Shot Examples:

- Images with your Airstream in a campsite
- Images of your favorite activities with your Airstream (lounging in a campsite, fishing, canoeing, skiing, etc....)
- Images with your Airstream in a scenic location

Interior Shot Examples:

- Appropriate images of people in the space
- Images of cooking in your Airstream or generally using kitchen supplies
- Images of people enjoying the dining and lounge area (eating, reading, enjoying a game, etc.)

Click on the "f" icon to find WBCCI Region 10 on Facebook!



Washington Airstream Club Crab Feed Rally March 3-5, 2023 ~ Kathy Geese



We had the pleasure of hosting our new Region 10 Caravan Chairs and long-time British Columbia Club members, Paul Wheeler and Janet Soucy, for the weekend. After their arrival Friday afternoon from their home in Surrey, British Columbia to our home in Olympia, the four of us headed to the Crab Feed Rally at Harmony Hall in Lacey, WA, which is close to my home. As we pulled past the Terraport, it was nice to see all those shiny Airstreams camped there. Lots of delicious food and what a fun event!



First time rally hosts and Washington members, Dena and Michael Maynard, put together a great team of volunteers. Diane Carpenter, Washington Club President, her lovely mother, Darlene, Richard Stolarik (dressed as a crab) and a host of others worked hard to decorate tables, build a photo booth, and serve dinners on Friday and Saturday night as well as breakfast on Saturday. The clam chowder and minestrone dinner on Friday night was very good but the stars of the show were the fresh Dungeness crabs.

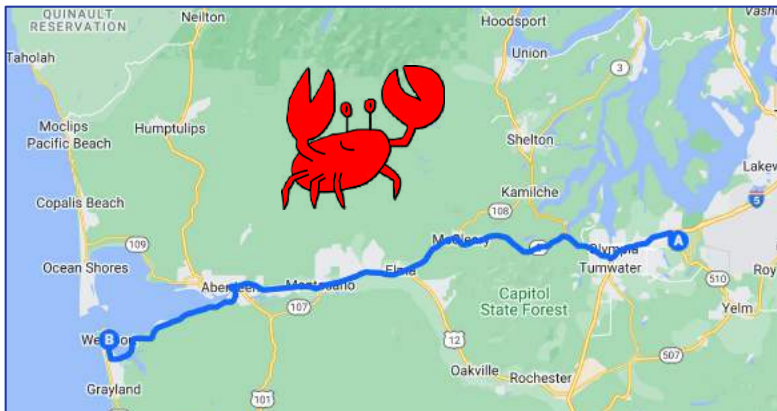
Diane drove to Westport, WA, crabbing capitol of Washington State, on Saturday morning and brought back over 246 pounds of cooked crab to serve to the 131 attendees. I have eaten more than my fair share of fresh Dungeness Crab since moving to the Pacific North West in 1990 and these were the best!



There were also drawings for lovely camping themed quilts donated by a member and an Airstream clock. Paul Wheeler did a short presentation on the long history of Airstream caravans and received a rousing round of applause.



Mark your calendars to attend this bucket list rally next spring and just a reminder that WBCCI/ACI members camp at a reduced rate at the [Washington Land Yacht Harbor](#). They are the only exclusively Airstream campground on the West Coast and a very convenient location to explore the Pacific Northwest.



Many thanks to Paul Wheeler and Janet Soucy for the great photographs. Thanks to Buzz Blick for the Crab route map, WLYH to Westport and back again!

The Region 10 Tech Talk Times ~ Ray Putnam



Hello out there. We just returned from Australia, New Zealand and Rarotonga. We thought that we were going to miss winter. Wrong - we arrived just as the snow fell! Now we have rallies planned and are anxious to get out there and be with our club members. You will have to de-winterize your Airstream and get ready for the seasonal camping planned. I will attach a winterizing article you may use as a guide for the work ahead.

Questions? Holler - rayputnam@icloud.com

Winterizing & De-Winterizing

This item has been written about by various authors over the years. This is a compilation that includes the items to be considered when winterizing your trailer or motor home. You may note some duplication - this should add clarity and emphasis as to what to do and how to do it. **To de-winterize just reverse the process described below.**

Winterizing is not only important but a necessity. If you are in an area that freezes, you will almost certainly blow up a water pipe, water pump and/or a fixture if you do not do this properly. If you are unlucky, you might even have a pipe blow that is under the belly skin that will require drilling rivets to remove large sections of the aluminum at great expense.

First - To be most effective you should have a hot water heater bypass kit installed so that you can bypass the water heater tank. Otherwise, you will need six or seven gallons of antifreeze to fill the tank, so you can fill the hot water lines. With a tank bypass, you will only need about one gallon of antifreeze. In the summer just run clean water through everything and you are ready to go. **HINT** - Make a sign "Heater Bypass Valves," indicate the direction the three valves should be turned to enable or disable the bypass and tape it over the switch. In bypass the cold-in valve should be closed, the hot-out valve should be closed, and the by-pass valve (the one in the middle) should be open.

1. Drain and flush your black water tank.

2. Drain and flush your grey water tank.

3. Drain and flush your freshwater tank.

4. Drain and flush hot water heater. Reinstall drain plug.

5. If you have low point drain lines under your trailer/coach:

- Open the hot and cold faucets in your trailer/coach.
- Uncap the low point drain lines under the trailer/coach- let water drain completely.
- Recap/close the drain lines.
- Close the hot and cold faucets.
- Remove any water filter cartridge, if applicable.

Note: The above items need to be completed before winterizing with compressed air or antifreeze.

6. Winterize by blowing out water lines with air pressure - compressed air method:

- Screw on compressed air adaptor into the city water connection.
- Apply compressed air, keeping pressure between 50 - 60 psi.
- Open each faucet one at a time to force water out of lines.
- Depress toilet valve. Depress toilet hand spray, if applicable.
- Depending on your unit, you may have an ice maker, washing machine, etc. *(continued on page 12)*

Region 10 Tech Talk Times ~ Ray Putnam (continued from page 13)

the lines to these appliances will also need to be drained and blown out (consult owner's manual).

- If you have an exterior shower, be sure to blow compressed air through this.
- If you have a black tank flush, be sure to blow compressed air in this fitting.
- Purge the water pump by turning it on and allowing air pressure to clear any water that may be trapped in the pump itself.
- Remove the compressed air adaptor from the city water connection.
- Add one cup of antifreeze to all sink drains, and, to the toilet.

Summary: You can use an air compressor to blow the water out of all the lines. We recommend about 50 to 60 psi and a clamp on air fitting. You can obtain a male-water-hose connector to air valve-hook-up. Hook up the air hose and open at least one faucet before you turn on the compressor. Make sure that there is always one open faucet. We recommend you start with the hot water heater; after it is blown out, shut off the compressor, turn off the heater bypass valves and close the heater clean out valve. Then open the bathroom hot water outlet and turn on the compressor. Make sure you open each individual outlet, including the spray hoses and water filter outlets, and allow them to completely drain. You should also blow out your external filter system and all the hoses that have been used. Throw out your old water filters and add antifreeze to each sink, shower and toilet drain to protect them. This approach is the fastest and if done correctly, will completely protect your water lines, fixtures and appliances. Be sure you have removed all the water from the water pump.

7. Winterizing using antifreeze:

- Use RV non-toxic antifreeze only. You will need approximately one to two gallons.
- Make sure the water pump is off and faucets are closed.
- Close the water heater bypass valve if applicable.
- Purchase an antifreeze 'T' kit to install on the inlet side of the water pump connection. This will allow you to pump the antifreeze from the jug into the water system.
- Switch on the water pump. It will start to pump the antifreeze through the water lines.
- Open each hot and cold faucet lines one at a time until you see the noticeable red color of the antifreeze flowing from each valve.
- Open the toilet valve and the shower valve until antifreeze flows through.
- Add one cup of antifreeze to all sink drains, and to the toilet.
- Shut off the antifreeze 'T' valve installed near the water pump.

Summary: Using a special valve and hose input, pump non-toxic antifreeze through your water pump to all outlets in the RV. You turn on the pump and open each individual faucet one at a time until pure antifreeze is coming out. This includes the toilet valve, its spray hose, the kitchen spray hose and any external faucets. You must do this for both the cold and hot water outlets. Then some antifreeze should be poured into each drain and the toilet to keep them from freezing. Open the hot water heater drain and freshwater tank valves and leave them open during winter storage. Also leave all faucet valves open.

NOTE: Blowing out the lines and then pumping antifreeze through all parts of the system is the safest approach but may be considered overkill if you have a trailer, depending upon where you live. However, if you have a motor home with an Aqua-hot heater, fridge with icemaker, washer/dryer, dishwasher etc. you need to pump antifreeze to make sure all these units are thoroughly winterized. Check each appliance instruction manual for winterizing recommendations. (continued on page 13)

Region 10 Tech Talk Times ~ Ray Putnam (continued from page 12)

Winterizing an Alde system:

Drain all the water from the WATER system. It takes a while, especially from the 2.5-gallon hot water tank. Do not touch the actual Alde glycol system. You will need about three to four gallons of RV anti-freeze.

Close all valves and put 50 - 60# of air pressure into the lines. Then one by one open faucets and blow them out, including the low point drains and the drain for the Alde hot water jacket, which is a flip valve - that may be located under the front dinette end cap.

Install an antifreeze 'T' kit just before the water pump. You may need additional clear 1/4" line if the supplied line with the winterizing kit is not long enough. Put the valve in the winterizing mode and turn on the freshwater pump and start pumping RV anti-freeze through the system.

Open faucets/sprayers one at a time, including the hot water jacket and the outside shower and the toilet to make sure the anti-freeze is through the system. Once done, drain the whole system and capture the anti-freeze by draining it from the low points and back into the gallon jugs. Blow out the lines again to get as much of the antifreeze out as you can. Clean up all the residual antifreeze, pour some of the captured antifreeze down the drains and the rest into the gray and black holding tanks.

This whole process takes just about an hour. This method drains the antifreeze used for purging the water lines and the hot water jacket and reuses it in the drains and in the gray and black holding tanks. You could also just leave the antifreeze in place for the winter and purge the lines with water in the spring. Add one cup of antifreeze to all sink drains, and to the toilet. Shut off the 'T' valve when done.

WINTER HINTS: If you are closing the door of your RV for a winter layover period, don't walk away satisfied that all will instantly return to full operation when you are ready to go. After you complete the winterization basics with water systems, etc., it is time to consider other items that also need attention.

Walk around your rig and squirt a few drops of WD-40 onto every door and cabinet hinge inside and outside your RV. Take the time to lay on a cloth full of furniture preservative on all wood surfaces inside to maintain those surfaces and to prevent "brittleness" and surface stain. Don't forget to lubricate your outside folding entrance steps. Turn all gas (propane) valves OFF. Cover all tires with wheel covers to protect against freezing dry rot and sun damage.

In the case of motorhomes, fill the gas tank and add a few doses of gasoline preservative to maintain the chemical balance of the fuel in the tank (refer to preservative can label for dose requirements - available at auto supply stores). Lubricate both ends of your hitches whether you tow a trailer or automobile. Spray an antibacterial deodorizer into your grey-wash water drain hose and into its storage tube. Take the time to run a cloth containing rubber gasket preservative over your outside window gaskets to preclude winter dryness and summer leaks. (We have recommended 303 Aerospace Rubber Seal Protectant in the past.) Don't forget the vent gaskets and include the Fantastic vent gasket if installed. After checking your propane valve(s) for OFF, open all your range burners (stove) to drain off the trapped gases (do the same for refrigerator valve) as it assures easier relighting when needed. Leave open all water faucets to vent out during nonuse periods. Periodically recharge your rig's batteries to maintain the wet cells and prevent sulfation and costly battery replacements. Lube your battery terminals to prevent rust coating. Your attention to the above items can make your return to the road much easier.

Thank you all for participating in the technical process by writing in with your questions and suggestions. Happy Spring! We will have more winter storage information in the Fall issue. See you, safely down the road.

Washington Land Yacht Harbor, *the Place to be this Summer!*

Hello to all Region 10 members.

I hope all of you are making your travel plans to go to the International and then plan on attending the Potlatch Reunion National Rally this year at the [Washington Land Yacht Harbor](#). As some of you probably know, the Land Yacht Harbor is an Airstream only park and a wholly owned subsidiary of the Washington Airstream Club. In previous years we were open to other Brands but today we have proudly gone back to our Airstream only roots.

Having said that I wanted to make sure that all Region 10 members that are planning on coming to Potlatch to register now and make sure to get your RV site reservation before they fill up. We have people coming in from all over the country, so please don't miss out on this great event in the Northwest. The Washington Airstream Club has done a tremendous job putting this program together, so please consider supporting the club and the Land Yacht Harbor.

On a separate note, we are also doing a **fundraiser to beautify our RV park**. Many people have already said they wanted to donate toward this cause, perhaps even sponsor a site. Please keep in mind, that we are the only Airstream Park in the Northwest. We have been here for over 60 years, and we intend on being here for years to come. If you would like to help the Land Yacht Harbor attract more Airstreams and would like to donate to a beautification project, we would like to work with you.

Potlatch [Reservations](#). (www.Airstreamclub.org/Washington)

RV Park [email](#) for reservations (reservations@wlyhpark.com) or call 360-491-3750.



If you would like to donate toward RV park Beautification, please email [Lee Wyman](#), 1st Vice President, Washington Land Yacht Harbor, or call at 206-419-1726.

I hope to see all of you this summer.

Mike Plympton, President, Washington Land Yacht Harbor 207-831-8339

National Potlatch Reunion ~ August 1st - 6th 2023

The Washington Airstream Club is proud to announce the return of the National Potlatch event rally after years of absence. This will be the opportunity to once again spotlight our rich history in the WBCCI and bring Airstream members from across the United States and Canada to the beautiful Pacific Northwest.

Registration opens January 15, 2023 to all Airstream Club members. Visit our website for registration & more information.

Join us for five days of fun, food & activities!

- Daily Continental Breakfast • Four Dinners including Salmon Bake • Daily Seminars • Tours to WA State Capital, Crystal Mountain, Deep-sea Fishing & More!
- Happy Hours with old-time photos • Live Music • Games

•Courtesy of volunteers associated with Friends of Willi & Joe, Saturday features a display of Vietnam Era vehicles, equipment, field hospital, hooch & historians to answer your questions.

Lots of local attractions to explore on your own or carpool with others • Mt. Rainier • Wineries • Craft Breweries • Seafair • Golf • LeMay Car Museum • Olympia Flight Museum • and More!

Washington Land Yacht Harbor~9101 Steilacoom Rd SE~Olympia, WA 98513

Grapes and Grains Intra-Club-How & Why It Began ~ Mark Kruer, President G & G Club



Karen and I have always been enthusiasts of wine, beer, and spirits. We enjoy a drink with dinner and find that it really compliments our dining experience.

We joined the Airstream club in October of 2020, shortly after we took delivery of our very first Airstream, and found that at rallies, we were always asking where the nearest winery or brewery was. We often found others who wanted to come along with us for wine tastings and found that they too, liked to share an adult beverage. I observed people at rallies and found that many

Airstreamers would support a club that had interests in adult beverages.

We consulted with our cousins, Jim and Jane Zatorski, BRN 10489, and developed a name and concept. We played around with several names, but eventually settled on Grapes & Grains Intra-Club. We selected a group of friends, many of whom we only met one time, and created a core group of 12 Charter Members. From those 12 members, we filled the roles of President, Vice President, Secretary and Treasurer. We also needed a constitution, bylaws, a logo, and host two rallies a year. Once we were approved by the IBT, we started recruiting members in January of 2022. We placed "FBmercials", posts looking for people to become members on the FB pages for Airstream Addicts, and the Airstream page.

We personally attended over 20 rallies in the first year and always talked up the club which was an easy sell since we have no membership dues. We planned our inaugural rally to be held in Bardstown, Kentucky. The rally included four distillery tours and a chartered motor coach to ensure we arrived on time at each of our scheduled stops. There were 18 rigs with 33 people in attendance. I was hoping for 25 rigs, but it worked out well with the smaller group. We had singles and couples, one full timer couple, 17 first time rally attendees, and people in their 30's to 80's. The rally had so many wonderful things happen and was a huge success.

Now it was time to plan our second rally. Out of the blue someone from the Top of Georgia Airstream Park suggested that we host a Grapes & Grains rally there on October 20-23, 2022. We had the option to visit nearby wineries, attend festivals or just hang out. We had a local winery offer to send out their winemaker to talk about their wines on Friday evening. Everything was literally falling into place. Before we announced the rally we developed our brand, where all future rallies would be called a "Sip of ...". and thus, the "Sip of Georgia" was conceived. We had 45 Airstreams register with over 80 people in attendance. A highlight of the rally was the Halloween costume contest and site decorating contest. Word spread from this successful rally, and we started to plan our two rallies for 2023. Our initial rally for 2023 was the "Sip of Texas" in Fredericksburg Texas and due to a scheduling conflict the "Sip of Texas II" in Waco Texas will be the following weekend in mid-April. Then other airstream members, from all over the country, approached us and wanted to host Grapes & Grains rallies. We currently have the following rallies scheduled for 2023: June 27, (4-6 pm) "Sip of Rock Springs" at the International Rally; the Oregon Club's [Octoberfest in Leavenworth Rally](#) Oct. 12-13; and a "Sip of Virginia" in October.

Back in November of 2021 I designed the logo for the Grapes & Grains Intra-club. The large logo is on our 5 foot by 3 foot flags, garden flags and a simpler version for smaller spaces, such as tasting glasses. We ordered sublimation transfers that can be applied to a light colored 100% polyester shirt, which gets us out of carrying inventory. All the flags can be ordered from the ACI website.

Karen and I enjoy spreading the word that we are one of the largest and fastest growing Intra-Clubs, and compliment the growing list of new Intra-Clubs that have been created to bond like-minded individuals from all over the United States and Canada.

National Event Rallies - Rose Parade Rally 2023 ~ Kathy Geese



WBCCI National Event Rallies are held across the country, often with a special event or interest theme. Any WBCCI/ACI member is welcome to register and attend. From the Albuquerque Balloon Festival, to the National Storytelling Festival, to our Region 10 Potlatch, Sun Valley Jazz Festival, and Pendleton Round-Up, there is something for everyone!

If you have something special that happens in your area and are interested in exploring how to start and host a National Event Rally, information can be found at <https://airstreamclub.org/current-national-event-rallies/ner-interested-sponsoring>

David and I had been interested in attending one of the West Coast rallies for several years. The WBCCI/ACI Rose Parade National Event Rally is the Airstream Club's oldest urban rally. We registered to attend with our ACI friends, Amy D'Abbraccio and Stacy Rovinelli, and were thrilled when we got the email informing us that we were in for the 2023 rally! The Rose Parade is traditionally held in Pasadena, CA, on New Year's Day except for when that day falls on a Sunday. Then, the rally is moved to Monday which was the situation this past January. With tickets in hand, our two rigs headed south on December 22nd. The trip down was uneventful with the exception of squeezing through the concrete barriers to cross the Bay Bridge in San Francisco which we did successfully, albeit stressfully.

Christmas Eve was spent at Pelican Point RV Park in Half Moon Bay, California. This was a great campground with lots of seasonal campers who spend the winter there before heading back north to their homes. We had a view over the Ritz Carlton's golf course to the ocean and walked the trail between the campground and past the Ritz Carlton on Christmas Day.



Our final stop before the rally was Dockweiler State Park where we were right on the bike trail and beach. Alas, due to erosion, the Parks Department had built sand dunes that blocked our views of the Pacific but it didn't stop us from riding our bikes over 20 miles on the paved trail.



The following day, we met at the staging area for the rally in Pasadena, just a few blocks from the parking lot for the Pasadena School District Administration which was our home for the next four days. 34 Airstream rigs were led 1-2 at a time to our final destination and kudos to the parkers who had mapped out where to park us by length. It was a masterful puzzle when complete! This was the first

year to host for NorCal members Margaret and Brian Handshoe with their teenage daughter, Lilly, and they did a great job. Another couple that lived locally assisted them with logistics and if there were any bumps for these first-time hosts, they disguised them well!

They had wisely rented a large event tent and heaters where we gathered for Happy Hours, breakfasts provided by the hosts, a potluck, and a catered dinner. *(continued on page 20)*



National Event Rallies - Rose Parade Rally 2023 ~ Kathy Geese (continued from page 19)



We had been warned that the weather in Pasadena could be cold or we could be wearing shorts. It leaned to the former so the heaters in the tent became a great hangout place to mingle with the other rally attendees. The registration fee included reserved grandstand seats for the parade but we also had the option to purchase tickets to view the floats in the building where they were being constructed.

Several other options were BandFest, which featured award-winning bands that come from all over the world to perform during the parade, and Equestfest, where attendees were able to get up close and personal with the 2023 Rose Parade

equestrian units to watch beautiful horses and talented riders perform drills and dances and demonstrate trick riding and roping. The rally site was in the center of Pasadena, right across from Trader Joe's, and near the lovely and historical neighborhoods of Pasadena where we rode our bikes. Although this was "dry

camping", generators were allowed and restrooms were available in the administration building but those of us with gym memberships were able to have hot showers daily as most of the national gym chains were within a few blocks.

The day of the event dawned cool and damp but the rain held off and the parade was definitely a bucket list item. Since we had seen several of the floats being constructed, we were anxious to see the final products and they did not disappoint. Our seats were mid-

way through the 5.5-mile-long route

so the bands were still strutting their stuff as they came by but I imagine by the end of the two-hour parade, they were ready to collapse.


Watching the parade on television has been a long-standing tradition in our household but seeing it in person was so much more impressive. We met great Airstreamers from all over the US that attended, enjoyed our New Year's Eve party under the tent, and got behind-the-scenes looks at the massive effort that goes into staging the parade every year! This annual rally is currently sold out but I highly recommend when you do attend, adding a few days to explore lovely Pasadena.

Contact Margaret Handshoe, host and registrar, at roseparadeairstreamrally@gmail.com to get on the Wait List for future Rose Parade rallies!





Above - Rainbow near Coalinga; Below - Half Moon Bay Pacific Sunset





Rainbows over Airstreams at the Hobo Rally, February 2012, Blythe, CA. *(Photo courtesy Carolyn White)*



The Hobo Rally, hosted by various California Clubs, was a National Event Rally from 1982 until 2014.

Region 10 - The Place to (National Event) Rally!

Did you know that Region 10 has three Airstream Club International National Event Rallies (NER)? That's 25% of all the National Event Rallies!

Here's a summary of the three NERs for your rally enjoyment - Pendleton, Potlatch, and Sun Valley:


Pendleton Round-Up National Event Rally

September 11-17, 2023

Giddy Up all you rodeo lovers and wanna-be cowboys and cowgirls! If you have never been to the Pendleton Round-Up, you need to add it to your bucket list. You will get a chance to meet and dine with the Pendleton Rodeo Court and Indian Princesses, get a behind-the-scenes tour of the rodeo, and attend the Happy Canyon Night Show. Experience the Westward Ho Parade, the only parade without any motorized vehicles.

Tickets are also available for the Pendleton Underground Tour for a lively look into Pendleton's infamous and entertaining past. We share breakfast with the local track team with Wally Byam's favorite: Oatmeal and Ice Cream. There is nightly entertainment downtown including live bands, local food, and shops. You can purchase extreme bull riding tickets on your own for Monday and Tuesday (finals).

We will be camping in a lovely green community park surrounded only by Airstreams about 1 mile from the arena. Transportation to various events is available and pick-up is right at the park. Of course, you can shop and tour the local Pendleton Woolen Mills for that blanket you know you need for your Airstream.



For additional information and registration, [Pendleton Round Up National Event Rally](#)

Questions? Contact the hosts, [Amy D'Abbraccio](#) and [Deborah Bede](#) *(continued on page 20)*

Region 10 - The Place to (National Event) Rally! *(continued from page 19)*

Potlatch National Event Rally

August 1-6, 2023

Join us for this fun-filled five-day rally at the Washington Land Yacht Harbor (WLYH), the only "Airstream Only" campground on the West Coast! Traditional salmon bake, optional tours including deep-sea fishing, gondola rides at Crystal Mountain, and the beautiful State Capital building filled with historical Tiffany chandeliers. This is the perfect location for exploring the beautiful Pacific Northwest.

Potlatch begins about a month after the 66th annual International Rally in Rock Springs, WY ends, and there are a lot of places to see between Rock Springs and Olympia, WA including several national parks between here and there...many things to spend a month seeing.

Another good travel stop to and from WLYH is Baker City, OR - birthplace of Airstream founder Wally Byam, where a [city museum](#) has Byam memorabilia.

There's plenty more to explore on your own once you arrive in the Olympia area, including:

- [Mt Rainier](#) ~80 miles from WLYH (National Park Pass / day pass required)
- [Tacoma](#) waterfront ~28 miles from WLYH
- [Point Defiance Zoo & Aquarium](#), Tacoma, WA ~29 miles from WLYH
- [LeMay-America's Car Museum](#) (largest private car collection of vintage vehicles), Tacoma, WA ~22 miles from WLYH
- [Vance Creek Railriders](#), Shelton, WA ~38 miles from WLYH - Pedal through the historic railroads on unique four-wheeled quadricycles the trip is 2 hrs/13 miles round trip. Reservations are the best way to go.
- [Pike Place Market Seattle, WA](#) ~54 miles from WLYH - the famous fish market! Free; great place to have lunch - lot of vendors/food booths.



- [Seattle Space Needle](#) and [Seattle Center](#), Seattle, WA ~56 miles from WLYH - Lots to see, with the Pacific Science Center, Seattle Children's Museum, MoPOP, and Chihuly Garden and Glass

- [Seafair](#) Weekend Festival, including the Seafair Airshow featuring the U.S. Navy Blue Angels - the weekend of Aug 4-6

- [Billy Frank Jr. Nisqually National Wildlife Refuge](#) ~3 miles from WLYH

- [Hands On Children's Museum](#) ~9 miles from WLYH

For additional information or to register:
[Potlatch National Event Rally](#)

Questions? Contact Donna Bryson
clarkbryson@comcast.net or (360) 271-6868

(continued on page 21)

Region 10 - The Place to (National Event) Rally! *(continued from page 20)*

Sun Valley Jazz Festival National Event Rally

October 17-22, 2023

Music lovers won't want to miss this one! Over 40 of the best musical groups - some from around the world - 200 performers in all - take the stages daily in the several venues at the Sun Valley Ski Resort, nestled in the heart of the Sawtooth Mountains, during the peak of autumn colors. Sun shining through the golden aspen leaves makes for spectacular scenery for biking, hiking and fishing. From Orlando, New Orleans, St. Louis, Sacramento and places in between, musicians arrive in Sun Valley ready to make musical memories. There's vintage jazz, big band jazz, swing, zydeco, blues, cabaret and more music played and sung by soloists, duets, small combos and big bands.**The Midiri Brothers, Yve Evans, Bob Draga, Cornet Chop Suey, Carolyn Martin Swing Band, Bruce Innes Trio, Tom Rigney & Flambeau, Gator Nation, and Tom Hook** are regular performers, to name a few of the groups expected at this year's festival. The festival is organized into 1-hour sets with time between to move to a different venue for the next. You can choose to spend most of your time in one venue and see most of the groups or follow your favorite from place to place. See the Sun Valley Jazz and Music Festival [website](#).

For More Information and To [Register](#). Questions? Contact the hosts, Bob and Darlene Caldwell: airstream267@gmail.com or (780) 964-5444



Wagons Ho!

Traveling independently to Rock Springs, Wyoming for the 66th Airstream Club International Rally? Region 10 caravans will be camping together in a designated area and if you would like to camp with us, send me an email at the address below. You must be registered for the International Rally with arrival at the Event Center at Rock Springs, WY, on Friday, June 23rd.

The International Rally itself officially begins on Saturday, June 24th. If you are registered for arrival in Rock Springs on a different date, contact HQ at (937)596-5211 to change your arrival date. HQ will advise us in June what time we will be parked on the 23rd and for everyone traveling independently who contacts me, I will email you a few days prior to inform you where we are meeting and what time you need to be in the lineup.



Traveling with friends? They will need to line up with you as the parking committee will direct people in order to the camping area. Questions? Contact kathygeese@gmail.com

One Pot Wonders - One Dish Rockfish ~ Carolyn White

Like many Airstreamers, I love to cook a meal in one pot as it saves time, dishes, and is convenient! In this recipe, our "one pot" is going to be an 8" x 8" by 2" deep (2 quart) baking dish.

Ingredients:

- 5 cups fresh spinach
- 2 - 6 ounce rockfish fillets
- 12 cherry tomatoes, halved
- ½ cup vegetable broth
- 2 T. Minced fresh dill
- 1 t. Garlic powder
- 1 t. Lemon Pepper
- 1 t. Onion Powder
- Thin slices of a half of a lemon
- Thin slices of a half of a white onion
- 1 T. Butter, cut into small pats
- Salt and ground black pepper to taste

Directions:

1. Preheat oven to 400 degrees F (200 degrees C) - I often use my countertop oven or toaster oven.
2. Layer the spinach in the bottom of the dish. Lay the rockfish atop the spinach. Scatter the tomatoes around the fish. Evenly pour the broth into the dish over the fillets. Season the fillets with the spices. Place the lemon, onion & butter pats on the fillets. Cover the entire dish with aluminum foil.
3. Bake in preheated oven until the fish flakes easily, 20-25 minutes. Serves 2.

Cook's notes: Rockfish is sometimes known as Alaskan rockfish, rock cod, white fish, or red snapper. Sole is too delicate for this recipe.

For the vegetable broth, I use Better than Boullion Organic Reduced Sodium Seasoned Vegetable Base. If I have lemon olive oil, I will brush to coat the fillets before I season them and reduce the butter to 1 ½ t. Bon appetit!

Region 10 Airstream Clubs

[Alberta/Saskatchewan Club #120](#)

[British Colombia Airstream Club #121](#)

[Idaho Airstream Club #035](#)

[Montana Airstream Club #061](#)

[NW Inland Airstream Club #179](#)

[Oregon Airstream Club # 090](#)

[Washington Airstream Club #112](#)

Region 10 Club/Unit Presidents

Jane Goudie	goudiejane@gmail.com
John Millard	millard12581@gmail.com
Calvin Huit	Calvin.huit@huit.us
Sue Smith	suzies_myth@hotmail.com
Pam Mann	haroldpam@gmail.com
Russ Lea	russlea1119@gmail.com
Chris Wagner	cactusw@msn.com
Diane Carpenter	dianecarpenter541@yahoo.com

Upcoming Region 10 National Rallies

Potlatch Reunion Rally, Washington Land Yacht Harbor, August 1-6, 2023 ([Registration Information](#))

If you made it this far, thank you for reading!