

Airstream Accessories

John Roll

Listed in my order of importance

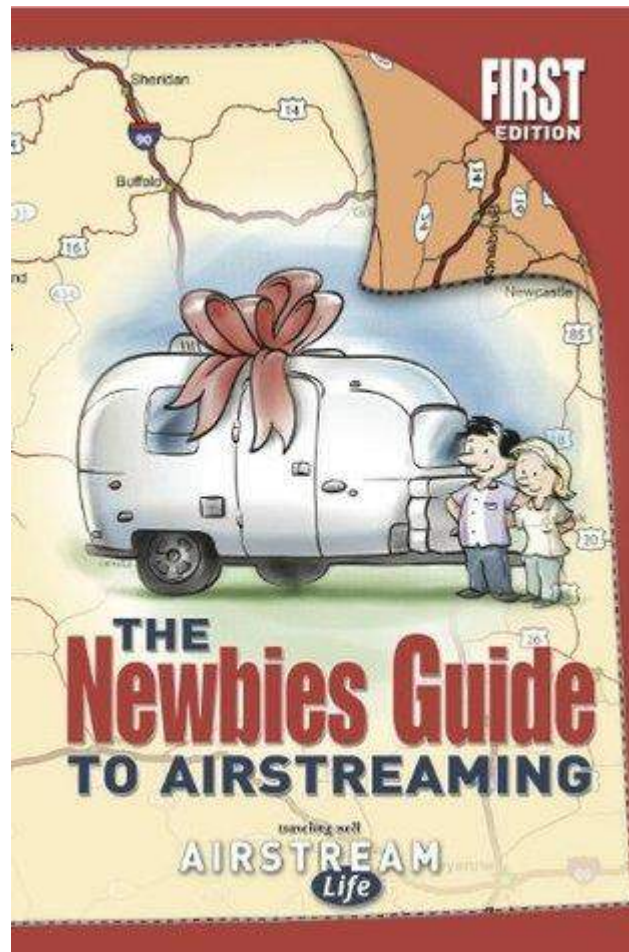
- Your preference may differ from mine, which is fine!

First Aid Kit

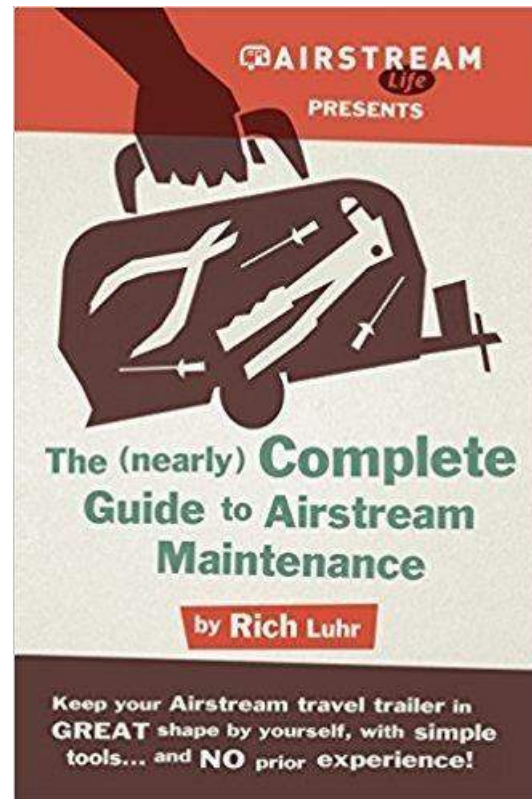
https://www.amazon.com/gp/product/B00I82BY16/ref=ppx_yo_dt_b_search_asin_title?ie=UTF8&th=1



The Newbies Guide to Airstreaming:
<https://www.amazon.com/Newbies-Guide-Airstreaming-Rich-Luhr/dp/0983345805/>



Airstream Life's (Nearly) Complete Guide To Airstream Maintenance: <https://www.amazon.com/Airstream-Lifes-Nearly-Complete-Maintenance/dp/098334583X/>



Tools to change trailer tires

- I changed out the lug nuts for solid tall ones which I find easier to work with:
- https://www.amazon.com/gp/product/B00I82BY16/ref=pp_x_yo_dt_b_search_asin_title?ie=UTF8&th=1
- ½” breaker bar.
- 13/16” or ¾” socket, depending on your lug nuts. I use a deep socket, combined with the tall lug nuts, an extension to the ½” breaker bar is not really needed.
- Good quality ½” drive torque wrench.
- Blocks to place under the good tire, or a hydraulic bottle jack with a block of wood to place between the specified jack point and the jack.
- Proper safety equipment.

Truck Systems Technologies Tire pressure monitoring systems:

<https://tsttruck.com/>

<https://tsttruck.com/shop/kit-sales-us.html>

May find better deal on Amazon

Truck System Technologies' TPMS can help protect you from tire-related issues with real-time pressure and temperature measurements.



Gas Stop

<https://www.airgear.store/products/gasstop-emergency-shut-off>



Internal or external surge protector
<https://www.progressiveindustries.net/>



Easy start by Micro-Air

<https://www.microair.net/collections/easystart-soft-starters>



Extra Keys

- Blank Keys from Airstream Life:
<https://store.airstreamlife.com/>
- <https://store.airstreamlife.com/collections/keys/products/trailer-door-deadbolt-key-blank>
- <https://store.airstreamlife.com/collections/keys/products/trailer-door-handle-key-blank>

Master Lock 5400EC Lock Box:

<https://www.amazon.com/Master-Lock-5400D-Combination-Portable/dp/B0002YP1VC/>



Lockout Blockers

<https://www.etsy.com/listing/1174381351/lockout-blocker-for-airstream-doors>

https://issuu.com/541marketing/docs/nolox_brochure_9.15.21




**Instructions to Install Your
NoLOX Door Lock Solution**



Dehumidifier: (model I have is currently unavailable, so look for something similar)

<https://www.amazon.com/gp/product/B00KHJICC2/>

<https://www.amazon.com/gp/product/B0013BKDO8/>



Door handle modification to secure door handle and prevent accidental locking
<https://www.airforums.com/forums/f453/bulletproof-the-modern-inside-door-handle-199246.html>



Silicon grease for windows

<https://www.lowes.com/pd/Oatey-Silicone-Grease/50236505>



Hitch grip tool:

<https://www.google.com/search?q=hitch+grip+tool&ie=UTF-8&oe=UTF-8&hl=en&client=safari>

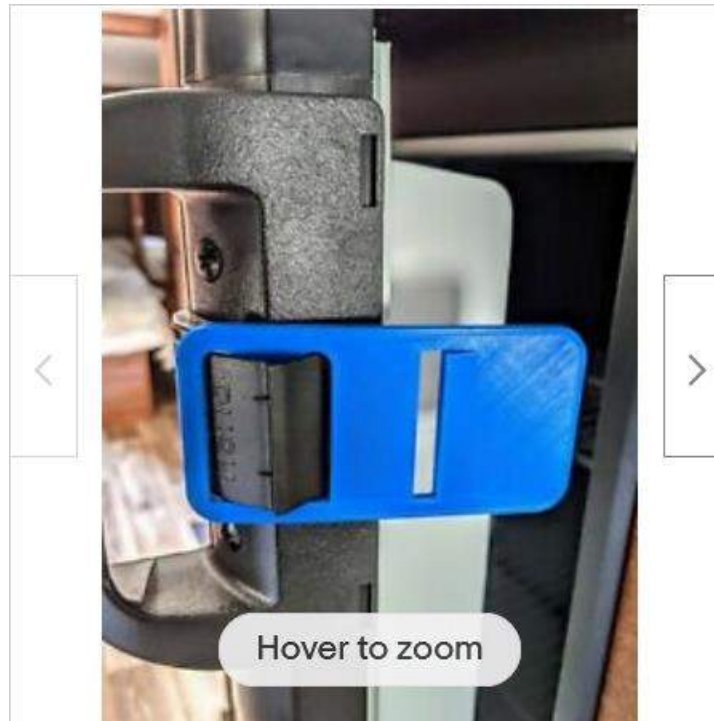


Hitch lock: Please research this for yourself
<https://www.amazon.com/dp/B081QR7999/>



Refrigerator door props (Airing Card)

<https://www.ebay.com/itm/334067278925>



Tank Check by Mopeka:
<https://www.mopeka.com/>



Level Mate Pro

<https://logicbluetech.com/levelmatepro/>



WeBoost (Wilson) Cellular Amplifier

<https://www.weboost.com/boosters/vehicle-rv>



cabinet hinges/hatch springs boat

<https://www.amazon.com/Spring-Holder-Stainless-Support-Accessory/dp/B09P2XQH8C/>



Smart Plug

<https://smartplug.com/>

New trailers have these as standard equipment



Little Red Campfire

<https://www.camco.net/little-red-campfire-olympian-58031>



Stabilizer pads

<https://www.airforums.com/forums/f44/rv-snappad-now-has-pads-for-airstream-210671.html>




RV Sewer Macerator

<https://www.valterra.com/product/sewersolution-system-boxed/>




Water pressure gauge

<https://www.amazon.com/gp/product/B07T58JMTJ/>



Intelligent RV Water Pump Controller

<https://www.irvwpc.com/>



Additional items

- Battery operated Drill for levelers with socket
- Volt ohm meter and other analyzers
- RV Electrical Adapters (15 amp to 30 or 50 amp, 50 amp to 30 amp, and vice versa depending on your setup)

Spare Parts to consider Traveling With

(think what is hard to get, and could ruin your outing)

- Spare Tire (pretty obvious, but check condition and pressure)
- Water Pump
- AC capacitor
- Water heater ignitor board (Dinosaur Electronics good)
- Spare power cable
- Blade and cartridge fuses
- Spare water hose and washers
- Water heater plug (Atwood brand good)
- Spare Sewer hose
- Sealant
- Rivet Gun and rivets
- <https://youtu.be/fP9JIW0xiao>