

California 'Streaming

<https://airstreamclub.org/south-coast-california>



March Contents

President's Corner: p. 2
 Officer and chairs: p. 3
 Rally Schedule: p. 4
 Past Presidents & Websites: p. 5
 March Rally: p. 6-9
 Membership: p.10
 Flags: 11
 Lone Pine: p. 12
 For Sale: p. 13
 Recipe: p. 14

From the President

Spam Note

Are you missing out on rally invitations and news from your president? Please be sure to check your spam folders for emails from "President - South Coast CA Airstream Club":

scc airstreampresident@gmail.com

Call for articles

Do you have something to say?

Please submit all articles of interest to our editor for publication. Ideas include news, travel, RV tips, campsite reviews, pet stories, recipes, photos.

Email the editor at:

socalairstreamnewsletter@gmail.com



COMING IN MAY: NEWPORT DUNES

In May we have our annual Cinco de Mayo party at the Newport Dunes rally. Newport Dunes has a great location near the beach and Fashion Island. You can take a walk or bike ride around the Back Bay, where tons of birds stopping on the Pacific Flyway hang out. The RV park features a pool, store and the calm waters of the bay to enjoy.

President's Corner

BY MIKE GRISWOLD

Hello fellow Airstream enthusiasts.

I hope this newsletter finds you safe and dry on this soggy spring day. I've heard that Airstreams are land yachts, maybe we need to trade them in for regular yachts. Let's just hope that all this rain will allow us to go for at least a few months without having to say "we need the rain". I guess it's true, beware what you wish for.

Our March rally was definitely a story from a different book for our club. The drive over was an adventure complete with miniature canyons on the I-40, heavy rain, hail, tornado warnings, and by evening 3" of snow. Our Southern California club was seeming more like the Alaskan affiliate. But for those who were able to make it we were rewarded with amazing views, good company, elk sightings, and beautiful hikes. Some of our dogs got to experience their first snowfall and seemed to love it! Our hosts, the Tickers and the Koblicks, went above and beyond with our morning coffees, a full breakfast, afternoon happy hours, and our Saturday night meal. It was cold, but everyone seemed to find companionship and joy around the campfires. I'm sure Andi will have an excellent write up on the rally. I just want to say thanks for the resilient spirit on display. I think Sharon said it best when she said something along the lines of us no longer being glampers but true adventurers.

Our Flying Flags rally in April is set for the 14th and 15th of April. We still have spots open for the May 5th and 6th rally at Newport dunes. We will need to close out registration for that rally on April 30 so we can assign sites so that members can call the Dunes to add extra days. Funny how all these resorts operate differently. We will be sending out the registration for our June rally at Golden Shores in Long Beach soon and they want us to handle the extra days. I guess it is the differences in life that keep it exciting.

Andi may erase this from the memo I'm submitting for the newsletter, but I hope not. I just want to give her a special call out. We have a lot of people who work hard to keep this club running smoothly. Carrie Suggett for membership, Leann De La Cruz for treasury, Jaye Steinbrick as webmaster, Diane Sommerville for just about everything else, just to name a few. But for this month, I want to thank Andi Matsumoto for her efforts to keep us informed and entertained with the monthly newsletter. I'm sure she passed up many callings in her life, but one of them was journalist/editor. I'm sure you all agree that she does a fantastic job. Thanks also go to Kerry who covers for her to give her the time to volunteer with the club. When you next see her or Kerry, let them know you appreciate all the effort.

Thanks,
Mike Griswold (and supporting first lady Mia)



2023 Officers and Committee Chairs

2023 Officers

PRESIDENT

Mike Griswold
sccairstreampresident@gmail.com

1ST VICE PRESIDENT

Sharon Ticer
ticer8@gmail.com

2ND VICE PRESIDENT

Oscar Abad
ora1956@gmail.com

3RD VICE PRESENT

Jan Miller
jan.j.miller@att.net

RECORDING SECRETARY

Katherine Romero
kromero562@msn.com

CORRESPONDING SECRETARY

Andi Matsumoto
socalairstreamnewsletter@gmail.com

TREASURER

Leann De La Cruz
dpeertwegh@gmail.com

TRUSTEES

Diane Sommerville
sommervillediane1@gmail.com

Phil Terhorst

pjtaiah@gmail.com

PAST PRESIDENT

Mike Biagi
mikebiagi@sbcglobal.net

2023 Committee Chairs

MEMBERSHIP CHAIR

Carrie Suggett
019MembershipChair@wbcci.net

HOSTING CHAIR

Connie Brunn
cmbrunn@gmail.com

WEBMASTER

Jaye Steinbrick
steinbrick@icloud.com

YOUTH DIRECTOR & ASSISTANT

WEBMASTER
Andi Matsumoto
socalairstreamnewsletter@gmail.com

2023 RALLY SCHEDULE

April 13 - 16	Flying Flags, Buellton	Larry and Carrie Suggett with Brad Berry and Sid and Mar Tobiason
May 5 - 7	Newport Dunes, Newport Beach	Mike and Marla Biagi with Gabriel and Leann De La Cruz
May 18 - 21	Brown's Town, Bishop	TBD
June 2 - 4	Golden Shore RV Park, Long Beach	TBD
June 24 - 30	International Rally, Rock Springs, WY	N/A
June 30 - July 7	Fishing Bridge, Yellowstone, WY	TBD
July 6 - 8	Ruby's RV Park, Bryce Canyon, UT	TBD
August 6	President's BBQ	TBD
September 8 - 10	Vail Lake, Temecula	Mike and Mia Griswold with Andi Matsumoto
October 6 - 8	Costa Vista RV Resort - Sun Outdoors, Chula Vista	TBD
November 10 - 12	The Springs at Borrego, Borrego Springs	TBD
December TBD	Annual Meeting and Installation of Officers	TBD

Snow Queens in Williams, AZ



South Coast Past Presidents

Clarence Mason	1968	Wayne Sorenson	1991
Hank Sanford	1969	Dolores Irwin	1992 and 2002
Dick James	1970	Mary Gough	1993
Mac McPeak	1971	Jack Engle	1994
David Hayes	1972	Howard Cram	1995
Roy Slate	1973	Les Chillcott	1996
John Riley	1974	Ralph Irwin	1997
Wesley Gough	1975	Dale Cram	1999 and 2000
Bill Williams	1976	Robert Kirksey	2002 and 2004
Jack Scott	1977	Susan Cram	2003 and 2012
Doug Gist	1978	Steve Carmichael	2005 and 2008
Walter Brooks	1979	Philip Terhorst	2006
John Ashe Everest	1980	Marshall McFie	2007
Bud Davis	1981	Robert Michler	2009
Harold Buck	1982	Lynda Terhorst	2010
David Fletcher	1983	Robert Smith	2011
Jack Ortberg	1984 and 2001	Scott Weddle	2013
Mac McCue	1985	Louise Weddle	2014
Don Conner	1986 and 1998	Bill Ball	2015 and 2016
Lois Kloprien	1987	Robert Kirkpatrick	2017
Bob Barlow	1988	Bruce Barefoot	2018
Clara Buck	1989	Mark Miller	2019
Roberta Williams	1990	Marya Barefoot	2020
		Diane Sommerville	2021
		Mike Biagi	2022

Useful Websites

Airstream Club International: <https://airstreamclub.org/>

Region 12 Website: <https://airstreamclub.org/region12>

South Coast California Airstream Club website: <https://airstreamclub.org/south-coast-california>

South Coast California Airstream Club Facebook Page:
<https://www.facebook.com/groups/147077952451972/>

Airstream Hunter (buy and sell): <https://www.airstreamhunter.com/>

Campendium's Campsite Reviews: www.campendium.com

Airstream Life Magazine: <https://www.airstreamlife.com>

March Rally Recap: Trailer Village Grand Canyon

By: Andi Matsumoto and Richard Frauenzimmer



This month we took our longest trip yet for a rally all the way to the Grand Canyon National Park. The weather was an experience in itself. On our nine hour drive there, we encountered four seasons in one day with rain, hail, snow, a tornado, a rainbow and sun. Upon arrival the night before in Williams, AZ, at the Grand Canyon Railway RV Park, we were welcomed by a heavy but fluffy snowfall. Our Airstream, Queenie Wahine, was christened with her first snow and endowed with a reminder of the trip, hail dents! Heated hoses and furnaces saved the day as temperatures plummeted overnight.

The rally was held at the Trailer Village RV Park, which is the only full hookup camping spot within the National Park. Within walking distance to the South Rim, it features easy pull through sites, is serviced by the park shuttle and connected to the bike path. Our hosts, Sharon and Lowell Ticer & Tane and Linda Koblick, did a fabulous job of arranging happy hour, breakfast and a Saturday night dinner. Campers scattered during the day to explore the Grand Canyon. Here are some pictures of the shenanigans.



Grand Canyon Rally (Continued)



Elk in the campsite



A cheeky gopher



Rim trail mule ride



Snow on the slopes of the canyon



Tornado en route



Followed by a rainbow!

Grand Canyon Rally (Continued)

Here are a couple of historical interest sites at the Grand Canyon that our campers visited: Desert View Watchtower, Hermits Rest and Kolb Studio.



Desert View Watchtower, constructed in 1932, rises to 70 feet above the canyon rim and is located 23 miles (37 km) east of Grand Canyon Village. The round snake legend painting above was painted by Hopi artist Fred Kabotie.

Architect Mary Colter's design takes its influences from the architecture of the Ancestral Puebloan people of the Colorado Plateau. This particular tower was patterned after those found at Hovenweep and the Round Tower of Mesa Verde. As you get closer to the building you might see how well it blends into the environment. It is difficult to tell where the rock of the canyon walls end, and the tower begins. Mary Colter said, *First and most important, was to design a building that would become part of its surroundings; one that would create no discordant note against the time eroded walls of this promontory.*"

The watchtower stands today, partly as a monument to Ms. Colter's careful attention to detail, her enchantment with the southwest, and her commitment to the cultural preservation. (Source: nps.gov)



Looking down and up inside the tower.

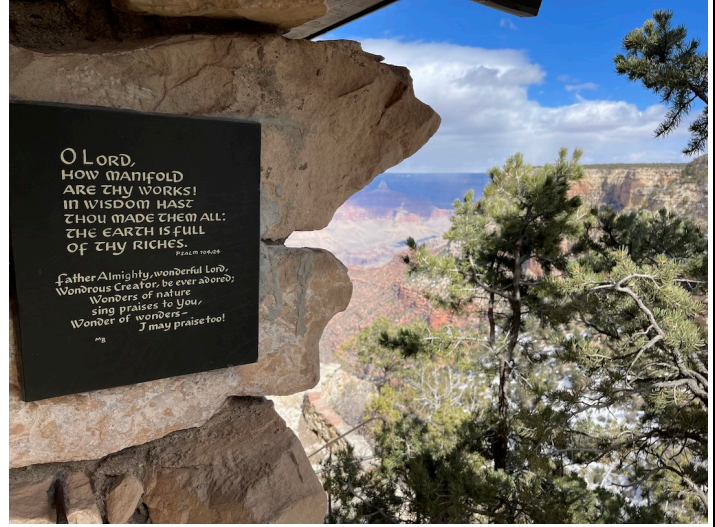


Grand Canyon Rally (Continued)



Hermits Rest nestled in the wall of the canyon. It sits at the end of the 7 mile Hermit Road. Mary Colter also built Hermits Rest in 1914 to look like an old miner's cabin, complete with a giant fireplace and front porch. Today Hermits Rest has a gift shop and small snack bar. Restrooms are available here. The Hermit Trail, winding steeply down into the canyon, begins about 0.5 miles, 0.8 km west of Hermits Rest.

Between March 1st and November 30, the Hermit Road free shuttles provide public transportation between the Village Route Transfer Station and Hermits Rest (7 miles/ 11 km), with stops at 9 canyon overlooks. Visitors with disabilities can request an access pass that allows you to drive your own vehicle on Hermit Road (there is a gate code needed to access the road). Another option is to bike.



Wise words inscribed on the Kolb Studio entrance. Kolb Studio proudly sits at the head of the Bright Angel Trail, just like it did in 1904.

This was the Victorian era home of the Kolb Brothers who created a lasting legacy of adventure, exploration, family love, and amazing Grand Canyon photography. Photographers Emery and Ellsworth Kolb helped turn the Grand Canyon into a national icon. They built Kolb Studio, one of the earliest tourist destinations on the South Rim. The brothers began to take photographs of the mule riders from a small toll shack on the Bright Angel Trail. The toll shack would later become today's five story home, theater and photo studio built right on the edge of the canyon! The studio was used to document the trips of visitors and create imagery of Grand Canyon for 75 years.



Membership Corner

By: Carrie Suggett, Membership Chair



Please welcome new members who were not previously recognized in the newsletter. We hope they will join us at a rally soon.

- Shari Hendrickson of Otis Orchards, WA, in her 2018 Flying Cloud, 25'
- Leslie Barnes of Glendora in her 2023 Bambi, 19'
- David & Mary Kriebel of Needles in their 2006 Classic, 30'

Airstream Blessing


May your aluminum be leak free and shiny.

May your tires be round and always properly inflated and

May your days be filled with the exquisite pleasure of new adventures, fabulous destinations and excellent friendship.

(From Airstream Forums)

Dogs of Airstream (Grand Canyon Edition)



SCCAC Flags

By: Diane Sommerville




Have you noticed at rallies that some members have a club flag proudly waving in the breeze? Where did they get them? Well, our club has garden flags (12.5" x 18") that can be ordered and personalized through Flagology.com. It is a garden flag that can be special ordered with your name, city/state or rig name/BRN. You can customize it as you please. You can purchase the stand separately, or they easily attach to your rock guard using binder clips. SCCAC members will automatically receive a 20% discount on orders by entering the Coupon Code SCCA20 at check-out. We just had large flags created as well (the kind you put on your flagpole), and here is a picture of it.

Costs before the discount are as follows:

Garden Flags (shown below)	\$22.99 (includes personalization)
Garden Flag Stand	\$17.99
Large Flag (shown above)	\$32.99

Orders exceeding \$49 will have zero shipping charges.

Once again, we want to thank our talented member, Bob Adams, for creating this beautiful watercolor design and Mark Miller for his editing skills to add the border and black background.



Museum of Western Film History in Lone Pine, CA

By: Jan Miller



Image credit: trip.com

Founded in 2006 the museum, located in Lone Pine, California collects, preserves, and exhibits a broad and diverse collection of western film memorabilia associated with the American western film genre. The Museum inhabits a unique niche of western history and culture. Although there are many museums featuring documentation on films and historic screen figures, The Museum of Western Film History is the only museum devoted to chronicling western film history and its impact on American culture.

Hollywood first came on location in Lone Pine in 1920, using the unique scenery in more than 400 feature films. The Alabama Hills, the Sierra Nevada and the Owens Valley are still being used in movies and car commercials. Most recently, scenes for the Academy Award-winning “Gladiator”, Disney’s “Dinosaur”, “G.I. Jane”, “Maverick” and “The Shadow” were shot in the Alabama Hills. The natural scenery remains unspoiled and unchanged since that first film in 1920, a silent Western for Paramount called “The Round Up” with Fatty Arbuckle. And as you slowly drive the dirt roads of the Alabama Hills – roads made by movie companies years ago, you’re driving where John Wayne rode in 12 movies. Hoot Gibson, Buck Jones and Ken Maynard, Gene Autry and Roy Rogers and Hopalong Cassidy and other made films here too.

But it wasn’t just Gene Autry, Roy Rogers and Hopalong Cassidy who helped immortalize Lone Pine. Other familiar names worked here too: John Wayne, Clint Eastwood, Jack Palance, Cary Grant, Douglas Fairbanks Jr., Tyrone Power, Susan Hayward, Gregory Peck, Spencer Tracy, Ida Lupino, Alan Ladd, Tony Curtis, Jack Lemon and Natalie Wood, just to name a few.

If you are heading north up the 395 to Mammoth or Bridgeport, you might stop on the way to take a break and check it out. The self-driving tour around the Alabama Hills nearby is a lot of fun and a nice way to break up the long drive.

To see the original article and for more information, check out their website at <https://museumofwesternfilmhistory.org/>



Image credit: Sierra Nevada Geotourism

For Sale: 2021 25' International FB

By: Caleb Fitzpatrick



This beauty was used sparingly, mostly local beach camping except for 2 trips to Central Coast from San Diego. She has had an annual service at dealer and has two years left on "Tire and Wheel Warranty" plus Northstar Diamond Towing and service warranty. This is a beautiful rig and a boon docker's dream. Everything you need to hook up and enjoy! We are also selling the Ford Expedition and have many accessories such as connectable Weber Airstream Q1200 grill, Harbor Freight 3500 generator, water filter and hoses. Ask for pricing if interested, could all be sold together as well.

All features here: <https://www.airstream.com/travel-trailers/international/features/>.

Call Caleb Fitzpatrick 760-979-8767 or Email: [cfitz77@gmail](mailto:cfitz77@gmail.com)

- Asking \$125,000
- Twin beds, Rear Hatch, Coastal Aqua Interior
- Factory Solar with 2 additional 100W panels (4 total)
- Lithium Batteries
- Rear Camera
- TPMS System (not installed)
- Airstream Supply Tire Changing Kit
- X Chalks
- Equalizer Hitch with sway bars
- Sewer Hose and stand
- Progressive Surge Protector with extra power cords and connectors



Recipe: Black and Blueberry Cornmeal Skillet Cake

By: Andi Matsumoto



Image credit: weber.com

I recently bought a new gas Weber BBQ for camping trips and the Weber website has loads of recipes to try out with the new grill. They also have an app you can download and take the recipes with you on your next trip.

What you need

- | | |
|--|---|
| <ul style="list-style-type: none"> • 1 tablespoon plus ½ cup unsalted butter, softened • 1½ cup all-purpose flour • ½ cup medium-grind yellow cornmeal • 2 teaspoons baking powder • 1 teaspoon kosher salt • ¼ teaspoon ground cinnamon • 1 cup sour cream • 1 teaspoon vanilla extract | <ul style="list-style-type: none"> • 1 teaspoon finely grated lemon zest, plus extra for garnish • 1 cup (packed) light brown sugar • 1 cup blackberries • 2 large eggs • 1 cup blackberries • ¾ cup plus ¼ cup blueberries |
|--|---|

What you do...

1. Prepare the grill for indirect cooking over medium heat (350°F).
2. Grease a 10 inch cast iron skillet with the tablespoon of butter.
3. Whisk the flour, cornmeal, baking powder, salt, and cinnamon in a medium bowl.
4. Lightly whisk the sour cream, vanilla, and lemon zest in a small bowl.
5. In the bowl of an electric mixer, cream the sugar and the ½ cup butter until light and fluffy, 3 to 4 minutes. Add the eggs, one at a time, mixing well after each addition. Add the flour mixture in thirds, alternating with the sour cream, and ending with the flour. Gently fold in the blackberries and the ¾ cup blueberries.
6. Spread the batter in the prepared skillet. Top with the remaining ¼ cup blueberries, gently pressing the berries to partially submerge in the batter.
7. Grill over indirect medium heat, with the lid closed, until a toothpick inserted in center comes out clean, about 40 minutes, rotating the skillet once or twice to ensure even cooking. Transfer the skillet to a rack to cool.
8. Cut into wedges and serve garnished with lemon zest and a dollop of whipped cream, if desired.