



# Missouri-Kansas Airstream Club

## Gopher News



WBCCI - Unit 059

August 2023

### President's Message



***It begins with a nudge, then a comment, a request, and before you know it, you are having fun creating a great experience camping with friends***

So it began for me – when Dave and I were sitting in Bill Thomas awaiting a seminar on winterizing Calypso, this really energetic lady introduces herself and began to tell us about the club. What we could learn and what we could contribute too (as she looked directly at me.) Dave's comment after she left was, "You know she was recruiting you."

Sure, I knew, but I was newly retired and had up to here with committees, work projects, and leadership roles - darn it, I'm retired!

Go forward one year and we have gone to a few luncheons, but mostly camped on our own in Virginia, Arkansas, Colorado, and places in between. Then, one day during a conversation with Henry and Kirsten Robert's, they said, "we really enjoyed being a part of the club, and being an officer was the best part." I'm paraphrasing an entire conversation with them recounting their time in the club interspersed with wise suggestions about the best hitch or places to visit.

It was time to give back, so after a request by the nominations gang, I mean committee, I said sure. One year led to the next and now I'm 3 months to completion of my presidential year in office.



***And now, it is my turn to nudge. Everyone has their own story, please say "Sure!" When asked to serve or call one of our current officers and we will help you find the perfect role.***

**- Stephanie**

On a side note, this year at the International Rally in Wyoming, I had the opportunity to sit down and thank that enthusiastic lady we met 4 plus years ago. **Mona Heath** was the incoming 1<sup>st</sup> VP that year and was on her way across country from Texas to Jackson Center and staying the night in the complementary site before heading on to Ohio. *She must have nudged a lot of people during that time, it was kind of her to remember me.*



### Executive Officers

*President:*

Stephanie Porto  
woodsmitty52@gmail.com

*1<sup>st</sup> Vice President:*

Ed O'Connor  
eoconnor@pcpartners.net

*2<sup>nd</sup> Vice President:*

Lee Orth  
leeorth@aol.com

*3<sup>rd</sup> Vice President:*

Chris Shotton  
ccshott@gmail.com

*Treasurer:*

Linda Poage  
lpoage@kc.rr.com

*Recording Secretary:*

Marsha Brown  
mkbrown3@comcast.com

*Corresponding Secretary:*

Christine Whitney  
chriswhitney1@gmail.com

*Past President:*

Charles Colbert  
ccolbert9210@sbcglobal.net

*Parliamentarian:*

Vern Wirka  
vuirka@cox.net

*Membership Chair:*

Monica McAtee  
monicamcatee@gmail.com

*Community Service Chair:*

Christine Embers  
cembers1@gmail.com

*Newsletter Putertogether:*

Kirk Moore  
kcunitnews@gmail.com



Welcome New Members!

William & Jean Basore

Leawood, KS

Rich & Teresa Bontrager

Overland Park, KS

We hope to meet you at a future luncheon or Rally!

**Start Planning Today!**

Registration is now open for the 67th Annual Airstream Club International Rally in Sedalia, Missouri: October 5-10, 2024.

Find info here: [airstreamclub.org/rally2024](http://airstreamclub.org/rally2024)



**Upcoming Mo-Kan Club Activities**

**LUNCHEONS**



August 5, 2023 – 11:30am

**O’Neil’s Restaurant & Bar**

9417 Mission Rd, Leawood, KS

Hosts – Ed & Jill O’Connor

913-484-3275

September 9, 2023 – 11:30am

**Briarcliff Barrio**

4125 N. Mulberry Dr., KCMO

Hosts – Rick & Christine Embers

913-269-4135

October, 2023

**No October Luncheon due to schedule conflict with the Fall Rally**

**RALLIES**



September 28 – Oct 1

**Mo-Kan Club Fall Installation Rally**

Lake Shawnee, Topeka, KS


Make Reservations NOW!



**Mo-Kan Executive Board Ballots are here!**

A copy has been made available for you with *this Newsletter*. Instructions included.

We’d like to get as much Club participation as possible – so fill yours out today!



**Remember!** There’s lots of good info, photos and archived newsletters at our Club’s website: <https://airstreamclub.org/missouri-kansas>

**Congratulations to our very own amazing photographer, Kate Robertson!**

Her photo won **1<sup>st</sup> Place** in the **“Best BRN Display”** category at the International Rally in Rock Springs, WY.

Stuart and Kate were channeling Wally and Stella!



**Best BRN Display**

KATE ROBERTSON- BRN 3642





## Mo-Kan Club Fall Installation Rally

(September 28 – October 1, 2023)

Lake Shawnee Campground

3435 SE East Edge Road

Topeka, KS 66605

### Rally Co-hosts:

**Don & Kay Arnold and Rick & Christine Embers**

Come Join Us! We have 30 trailers registered and you can still register. We have lots of FUN meal gatherings and activities planned for all to enjoy!

### Campground Registration:

Contact Kayla Fellers (785-251-6824) to register and state you are with the Missouri-Kansas Airstream Club.

### Rally Fees Registration/Coupon:

We are using a jot.form which is what WBCCI uses for all caravans and rallies. You still have the option to print and mail the form per the instructions on the jot.form. If you have any questions or concerns, please contact Christine Embers (913)-461-3915.

Please use this link: <https://form.jotform.com/232045591075050>

### Sign-up for Activities & Chili Cook-off!

Sign-up for events and activities on Sign-up genius. This will help us ensure we have the accommodation and materials needed for all attending! Please use the below link to help us plan:

<https://www.signupgenius.com/go/8050A4BA4AF2DA75-2023>

### Community Service

We will be supporting the YWCA Crisis Center of Topeka. *More details to come!*

### Rally Plan (\*subject to change)

#### **Thursday, Sept. 28**

**Stop by the welcome table** between D7-D8 for welcome bag & goodies! Dinner on your own but join us for dessert & coffee bar and fireside fun & games.

#### **Friday, September 29**

**Pancake & Sausage Breakfast.** Morning activity going to Evil Knievel Museum. Lunch on your own. Afternoon Craft Fun. **Dinner: "Friday Night Lights" Tailgate Party** (Wear your favorite sports team colors) Burgers & Hot dogs provided. Bring – (Last Names) A-L desserts & M-Z side dish. GLOW NIGHT – put on all your outside lights! Fireside Chat, Music & GLOW!

#### **Saturday, September 30**

**Join us in the Garden room for Breakfast and Installation meeting.**

Afternoon activities are Craft Fun, Brewery & pickleball and golf-putting competition.

**Dinner: "Chili Cookoff"!** Showcase your culinary skills, Prizes will be awarded! Sides & dessert will be provided. Fireside chat & music. Bring an instrument and join in!

Movie Night – "The Long, Long Trailer" under the pavilion, Concessions available – popcorn, candy & more.

Donations accepted and will go to local a local charity!

#### **Sunday, October 1**

**Coffee and Grab & Go breakfast.** Devotional time. Check-out!

# Some photos (and some learnings) from the Airstream Club International Rally at Rock Springs, WY

## What Steph Porto learned at the Int'l Rally

“Fighting for campgrounds that open on a single day for registration, but you are #43,429 in line? Next time, open the registration in multiple computers using different browsers, that way you can choose the lowest number and have a better chance of securing that desired spot. From the program on finding campground reservations in a post-COVID world. (The hint provider was the woman seated at my right – leader of the Canadian Rockies Caravan.)”



“A surge protector should not be used with a generator- you will get a ground fault error code, and generator should not be capable of surges. (From the program on RV electricity, Mike Sokol presenter.)”



“I learned the limitations of Pepwave, Starlink, and Cellular hot spots – choose based on your data needs, not on how cute the antenna looks. (Panel discussion WIFI on the Road)”



#### What Kate Robertson learned at the Int'l Rally:

**Instant pot Chuck Wagon Pasta** – from a fellow Club Member's favorite go-to meal on arriving at their campsite.

- Oil in pot, set sauté and warm until shiny.
- Add one yellow onion cut up, and 1lb of lean ground beef – Brown. Do not drain.
- Add one tablespoon of Worcestershire sauce, one packet of taco seasoning, 3 cups of beef bone broth, and 1 lbs wagon wheel pasta. (Push the pasta below surface of the broth, add more broth if needed.)
- Add 1 jar of Rao's Homemade Red Pasta Sauce, (save back ½ to 1 cup for another recipe.)
- Set pot at steam, 6 minutes and quick release when it is done. (If you use a different pasta choice, set pot for 2 minutes less than the package instructions.)
- **Voila!**

# Maintenance Tips

## From Dustin Whitney

After your summer travels conclude, **it's time to clean your air conditioner.** If you travel heavily you should consider doing this twice a year, but once at minimum.

It's not a hard job, but does require getting on top of your trailer (stay on the rivets!). If you can't get up there, you'll need to pay to have this important and necessary service for the longevity of your A/C.

With trailer unplugged (power off) remove the A/C shroud, the *condenser coil (with aluminum fins)* will be visible.

Carefully vacuum the coils using a BRUSH attachment (careful not to bend the fins), vacuum all around the whole unit.

Next, I use **Frost King Air Conditioner Coil Foaming Cleaner.** Before spraying the foam, use the included comb and carefully rake upward removing debris. (If you haven't done this in a while you'll be surprised at how much dirt is there blocking air flow!) at this point you might want to vacuum again.



**I can't stress enough to be careful with the aluminum fins.**

Next, spray the outside of the coil with the foaming cleanser, let it sit a few minutes, rake with comb, spray it again and let it sit. I like to rinse it but it's not required with this product.

Moving now to the *evaporator coil*, it's usually under another smaller shroud. The area under this shroud goes into the coach so it's important to use something to prevent anything from falling into this area while cleaning. Switching products, I use **Evap-Fresh No Rinse Evaporator Coil Cleaner,** (but I like to use the comb from the Frost King can). Follow the same process as above, vacuum, rake, spray, rake, but **DO NOT rinse!** The evaporator coil pulls air from inside your coach and has collected dust and cooking particles etc, so do a thorough job.



Before you replace this smaller shroud, wipe everything down with a damp rag; fan surfaces, shaft etc. There's a set screw on the fan shaft that's notorious for loosening - which causes a rattle (ask me how I know!), so give this a check as well. I like to put a few drops of **3-IN-ONE Oil** where the shaft goes into the motor. Inspect your wires, looking for chaffing etc. Replace your shrouds, you're all done up here.

Finish by cleaning the intake vents inside your coach (the rectangle ones that accumulate dust).


**Doing this maintenance once or twice a year will add life to your A/C units.**




Stay on the rivets Dustin!



Cottonwood build up



Dirty evaporator coil



Dirt from evaporator coil



Foam cleaner