

# THE OREGON STREAMER

## The Oregon Airstream Club Newsletter

SEPTEMBER/OCTOBER 2023

*In this issue: Rally write-ups, recipes, riveting interviews and more!*

### PRESIDENT'S MESSAGE

By Chris Wagner

Hello Fellow Airstreamers

Wow! September is here, it's amazing how time flies when you are having fun camping in your Airstream.

This is a fabulous club, and it has been an honor leading such a fine group of people. My thanks go out to all the members who have contributed to our camping experience. Special thanks to those who have stepped up to be rally hosts and co-hosts and those who've served as committee chairs and board members.

Starting in 2024, the annual club dues will be raised from \$15.00 to \$18.00 to cover the increased cost of printing the rally handbook, so don't be surprised.

I want to remind everyone to please review our updated pet policy as of January 2023. This puts us in alignment with the Airstream Club International Pet Policy. Please follow this policy for the well-being of all club members. You can read about it on the Oregon Airstream Club website through the following link.

<https://airstreamclub.org/sites/default/files/2023-02/OAC%20Pet%20Policy%20022023.pdf>

Hope to see you all at the Year End Rally.

Chris Wagner  
President OAC

### NOTES FROM YOUR OAC RALLY COORDINATOR



By Mike Burnett

As we approach the end of our active 2023 camping season, I wanted to thank all of our club members for making this such a great year! Your dedication to our club and the contributions of your time and effort to propose, plan, and host Rallies has made this all possible. We are very lucky to live in such a beautiful part of our great country and to have the opportunity to camp with so many interesting, talented, diverse, and caring individuals. Thanks for all you do!

While our 2023 camping season is winding down, I wanted to let you know that the 2024 camping season is already being finalized! Currently, we have 34 rallies planned for 2024 with a few more likely to be added. These rallies will be held in state

parcs, county parks, private parks, wineries, First Nations parks (BC), marine parks, and utility (PGE) parks. These camping facilities are at geographically diverse locations in Oregon, Washington, and British Columbia. There is literally something planned for everyone. The full list of 2024 rallies will be published and distributed in a 2024 Rally Handbook, available late this year or early 2024, as a hard copy and online. Rally registrations will follow and will be conducted in a controlled manner, similar to the 2023 process. Stay tuned for more information in the coming weeks.

Of the 2024 rallies mentioned above, a few still need volunteer rally hosts and co-hosts. The table to the right show these 2024 rallies still needing host or co-hosts, with the associated locations and dates.

Several of these rallies are planned to coincide with special events or festivals where the rally planning is virtually already done for you! If you are interested in volunteering to host or co-host one of the 2024 rallies listed above, please contact me (Mike Burnett) as soon as possible at [jaembe123@comcast.net](mailto:jaembe123@comcast.net).

Rally Name	Rally Location	Street Address	Rally Arrival Date	Rally Departure Date
Leak Test Rally	Cannon Beach RV Resort	340 Elk Creek Rd Cannon Beach, OR 97110	1/18/2024	1/21/2024
St. Patricks Day Rally	Stubb Stewart State Park or Silver Cove	30380 NW Highway 47, Buxton, OR 97109	3/15/2024	3/18/2024
Howard Prairie Lake Rally	Howard Prairie Lake Campground	3249 Hyatt Prairie Rd, Ashland, OR 97520	5/16/2024	5/19/2024
Rhubarb Festival in LaPine	LaPine State Park	15800 La Pine State Recreation Rd, La Pine, OR 97739	6/13/2024	6/16/2024
Airshow with Thunderbirds Rally	Dundee Hills RV Park	9750 NE Fox Farm Rd., Dundee, OR 97115	8/29/2024	9/1/2024
Friendgiving Rally	Silver Cove RV Park	351 Hall Road , Silver lake, WA 98645	11/7/2024	11/10/2024

Lastly, believe it or not, the 2025 rally season is already in the initial planning phase!

**GOOD HEALTH AND HAPPY CAMPING TO ALL!!**

### NOTE FROM THE TREASURER

By Stacey Rovinelli

Greetings fellow Oregon Airstream Club members. As treasurer, I wanted to share an overview of how our club activities are funded and how your annual membership dues and rally registration fees support club activities. We have two accounts: a membership dues account and a rally registration account.

The first account mentioned is our membership dues account. The annual dues paid by members go into this account. The annual membership dues you pay can be broken down in to two parts, with first portion and the majority of what you pay in annual dues \$75 going to Airstream Club International, while the remaining \$15 go to the Oregon Airstream Club membership account. These annual membership fees cover a variety of expenses for “running the business” of our club. This includes the cost for our storage unit where we keep a variety of items available to rally hosts; a Mail Chimp account used to send all member email notifications; a Zoom account for board and other video conference meetings; Jotform for online registration; and postage and our business registry, to name a few. Earlier this year, the board of directors approved an increase to OAC dues for 2024, going from \$15 to \$18 to cover the cost of printing and mailing the 2024 OAC Rally Handbook.

Let’s take a quick look at our rally registration account. This account is used to receive fees for rally registrations and to pay the fees for sites for future rallies. Think of this as a pipe that is open on both ends: we receive rally registration fees to cover the cost of current rallies and we use funds from this account to prepay for future rallies as we secure sites.

This account is usually at its highest balance in January/February, just after rally registration opens. In December, after we’ve pre-paid for the majority of our rallies for the next year, our account balance drops to the lowest level for the year. Our balances are sufficient to support the cycle of payment for the average of 35 rallies per year that we currently schedule. To put everything into perspective, our rally registration costs for 2023 was \$102,044.

Historically, we’ve had to supplement the rally registration account with the membership dues account to cover the prepayment of rallies and then “pay” the membership account back. In the post-pandemic environment, most campgrounds

require pre-payment to book multiple sites for a group reservation. As of this writing (early August), we have pre-paid over \$20,000 towards 2024 rallies. It is important to note that we do not mark-up rally fees and only add what PayPal charges to the rally registration fee.

If all goes according to plan, we break even each year. Typically, we have a small overage per rally, depending on a variety of scenarios. However, each year there are also rallies where we experience a loss, based on fees we cannot recover. Generally, this happens when we don't have sufficient member registration for a rally to support the number of sites reserved, and we cancel sites within cancellation guidelines. At state campgrounds, for an example, we pay \$8 per site that isn't refunded when we cancel due to lack of participation. An overage from one or two rallies covers a loss on another rally that can't be avoided. This is also why we have our cancellation policy, and why you'll see all member emails when there is a cancellation for a rally with no waitlist. We do everything in our power to get someone registered for a rally so no one is losing money.

Anyone from our board of directors would be happy to answer questions you may have that weren't covered by this quick overview.

Happy Camping!

## MEMBERSHIP

### AN INTERVIEW WITH DAVID AND LINDA DOUGHTY

By Rhonda Levine

I met David and Linda, our upcoming OAC Membership Chairs, via FaceTime, and we chatted about them and their interests. They met 47 years ago while attending Washington State University in Pullman. They now have grown children living in Portland and Seattle, and they've (more or less) split the distance with where they live now in southern Washington. David's career was in construction management, which took them to several states including Texas, Nevada, Alaska, and California. Linda owns and operates a business on Etsy (more on that later).



Linda did some camping with her family as a child. They both were active in Boy and Girl Scouts with their kids, which meant camping, usually with tents. Sometime after reaching 50, David and Linda decided that the tent thing had to go. A neighbor had a cute Casita, and they decided that might be more their style. But they also wanted real quality, so they decided on an Airstream. They bought a 16-ft Bambi in Portland, and that included a free Club membership. One or two rallies later, starting with the 2nd Leak Test Rally in 2022, and they were hooked. Now they are serious rally participant, and the Go Fly a Kite rally has been one of their faves.

They love hiking and biking and festivals of all kinds. About 75% of their travels are centered around rallies. They also went to International this year, which took them to Wyoming, and they have several more rallies on their calendar in the upcoming months. They've also become active on an organizational level and have signed on to be our Membership Chairpersons!

A few more things about these folks... They used to sail, so a Bambi is not hugely unfamiliar. They love greyhounds, and three of them have been a part of their household over the years. (They are currently "greyhoundless"). On Linda's Etsy website, you'll see that she sells "chicken bras." Want to learn more? If so, go to "chicken bra" in the search area. They have traveled extensively overseas, including in Spain, England, France, and Italy.

We're so happy to have Linda and David as part of the club, and volunteering makes it even more awesome. Thank you both!

## TIP OF THE HAT

The OAC Newsletter staff would like to shout out a big THANK YOU! to all those rally hosts and co-hosts, as well as our board and committee members. Without you all, we wouldn't be the awesome club that we are.

## RALLY WRITE UPS

*Rallies are a great way to get out into nature (by varying degrees) and a great way to become more active in the club. Everyone involved with the club are volunteers, including rally hosts, and there are hosting (and co-hosting) spots available for 2024 (see Mike's article above).*

*As always, Buzz Blick's maps of the rallies are included at the end of the newsletter.*

## ELK MEADOWS RALLY

Trout Lake, Washington

July 13-16, 2023

by Bryan Stewart



Nineteen trailers from OAC gathered at Elk Meadows, a very popular camping location near Trout Lake, Washington, known for its large, wooded sites and amazing views of Mount Adams and Sleeping Beauty. Stacey Rovinelli, Amy D'Abbraccio, and Michelle and Bryan Stewart had so much fun hosting. The weather in mid-July was hot and sunny, and rally guests "flocked" to the creek to soak and chill.

Thursday was show up day and as is

customary, Happy Hour began at five. Friday was an action packed day with a hike to the Natural Bridges and the Ice Caves, all local geological wonders formed by volcanic activity. Amy and Stacey topped off the evening with a delicious fajita bar and margaritas, featuring the local favorite flavor, huckleberry. When Amy and Stacey are cooking, you know you are going to have an amazing meal!



To close the day, the OAC

bagpiper showed up to serenade the group.



Saturday many rally goers returned to the creek with lawn chairs and sun umbrellas in the chilly and refreshing Trout Lake Creek, which runs through the campground. There is so much to do in the area including hiking, wine tasting, bike riding, eating huckleberry pancakes, drinking huckleberry milk shakes at the gas station, and so much more.

If this all sounds like fun to you, OAC has booked the campground for next year on July 18-21, 2024. Come on out!

## SEAFOOD RALLY

August 4-7, 2023

By Stacey Rovinelli

The 2023 Seafood Rally at Sun Outdoors was a huge success. We had 32 trailers converge on Coos Bay, and Airstreamers came from as far away as Henderson, NV and Chico, CA. As you can guess, the Seafood Rally is a real treat for food lovers. Friday night set the theme with Tina Holmes' grandmother's clam chowder and Stamy's shrimp, crab and corn chowder. Saturday morning members awoke to fresh baked breads from Cindy Muir.



Saturday night we moved onto Thai BBQ salmon, Thai shrimp tacos, calamari salad along with various sides and deserts provided by others. Sunday morning was more fresh baked breads, accompanied by homemade breakfast burritos compliments of Cindy again. Dinner was Alaskan cod two-ways (kind-of), big shrimp cocktail along with various sides and desserts provided by other members.



We had good weather for the most part with a lot of sun on Sunday. People went into Bandon and viewed circles in the sand, while others relaxed on the beach. We look forward to the 2024 Seafood on Aug. 9-12 (mark your calendars). The aerial photo was provided by John Dion. Thanks to all who came and made it a great success!

## CRATER LAKE RALLY

August 10–13, 2023

By Paul Ware

THE WEATHER WAS PERFECT!

The Crater Lake Rally was held over a long weekend (Thursday-Sunday), and the weather and scenery were the stars of the show. The highs were in the 80s and lows were in the 40s. The Diamond Lake RV park sits at about 5000 feet elevation and, despite several fires in the larger Pacific Northwest area, we could have campfires every night. We remained smoke-free for most of the weekend. Jay and Judy Conroy from Corvallis and myself were the hosts tasked with keeping everyone entertained.



As you can imagine the big draw for the rally is the proximity to Crater Lake National Park, which is the fifth oldest National Park and the only National Park in Oregon. This year had some challenges due to the fact the Rim Road which goes all the way around the rim of Crater Lake had a section on the east side closed, meaning that you could not drive completely around the lake. The road block started just after the Cleetwood Cove Trail, which is the 700-foot drop to Crater Lake itself. At the time of the Rally, the boat tours were not yet available. Due to the closure, not all 30 turnout and observation points were going to be available, but the lodge with the restaurant (and its view) were open to the public for breakfast and lunch. The visitor center and the all-important gift store were open in the Rim Village area. Thursday and Friday were great days for hiking on one of the many trails in the park, with plenty of trails for easy, moderate and strenuous hikes. Saturday was more congested due to the Rim Run full and half marathons.

If the park is not your thing, the area around Diamond Lake still offered plenty to do. You can bring kayaks and paddleboards or rent a small boat and go fishing or sightseeing on Diamond Lake. The lake itself has a 10+ mile paved trail that is easy for bikes (electric ones anyway). After that the waterfalls that can be reached by car can fill your day. Some will take less than hour to reach, and most are within a 1-to-2-hour drive. Hiking to the falls



themselves may also take another half hour or longer to get to the viewpoints. Whatever the activity, wearing sturdy shoes and bringing water was the order of the day.

We had pizza from South Shore Pizza for the first night at the Conroy's campsite, to get to know each other and get reacquainted. The hosts handed out official NPS Crater Lake maps and information, along with area waterfall maps to get everyone acclimated to area and to try and help plan out their time for the rally. On the third night, we had a potluck with several members bringing grills, so other campers could cook their own chicken, steaks etc. (Many thanks to Craig Wilkey and Craig Brown!) We managed to use a site that had been vacated by one of our members, due to illness, and the staff at the RV park used a tractor forklift to move five picnic tables to the shady spot so we would have plenty



of seats. This was the weekend of the Perseid meteor shower, and I don't know if anyone actually woke up at 3:30 am Sunday morning to see it.

All things considered, it was a fun weekend to see old friends again, eat a good meal, hike new trails or just sit in the shade and read a book. That is the point of camping.... you can do everything, or nothing at all.

## CHAMPOEG BIKES HIKES AND CHILI RALLY

August 31–September 3, 2023

By Rhonda Levine

Hosts: Steve & Tina Holmes, Janet Schober

Fifteen Oregon Airstream Club members circled their trailers at Champoeg State Park in late August along the slow-moving Willamette River for the 3rd Chili Cook-off.

Of course, there were happy hours, and on Friday night we held the cook-off at the historic Pioneer Memorial Building. Because Airstream chefs are amazing, it was difficult to cast our ballots (dried beans) for the top three. It was a close contest! Davis Cook came out on top, Laura Jacobson took second place, and Gwen Anderson came in third place. Prizes were provided by woodcrafter Steve Holmes. All eleven entrants received something from Steve's wood shop including beautiful boxes for the top three winners and a selection of still-spectacular cheese boards, trivets or coasters for the rest of the cooks.



Saturday night we were back at the pavilion for pulled pork sandwiches with chefs Steve and Tina manning/womanning the crockpot with the rest of the campers providing side dishes.

Campers used free time to visit local wineries, farmstands, a hazelnut factory, local museums and historic sites.

One the last evening we were treated to a huge lightning and thunderstorm with a lot of rain. Mother Nature turned the Chili Cook Off Rally into a Leak Test Rally!

1<sup>st</sup> place: Davis Cook (above)

2<sup>nd</sup> place: Laura Jacobson and Steve Holmes (right)



## DAVIS COOK'S WORLD FAMOUS AWARD WINNING JUMPING UP & DOWN FABULOUS CHILI

1 lb. lean ground beef	1 small onion
2 pkgs. chili seasoning mix	1 can (10 oz) diced tomatoes and green chilies.
1 medium green pepper	2 cans (15 oz. each) red kidney beans (undrained)
1 can (15 oz) tomato sauce	Cheese & sour cream optional topping.

Brown ground beef, bell pepper and onion in large skillet over medium heat stirring occasionally, until beef is no longer pink. Drain well and place beef mixture in slow cooker. In a medium bowl, combine beans, seasoning mix, tomato sauce, diced tomatoes, and green chilies. Pour over beef mixture and stir gently with wooden or plastic spoon to combine. Cover and cook 6-7 hours on low or 3 hours on high.

*Davis would like to thank Reynolds Kitchens Slow Cooker Liners for their input!*

## WOODEN BOAT FESTIVAL RALLY

September 8–11, 2023

By Rachel Collins

The inaugural Wooden Boat Festival Rally in Port Townsend was a tremendous success! We had 25 trailers in attendance at the Jefferson County Fairgrounds. There was a nice centrally located area where we had our first social hour and an




appetizer potluck. This became our gathering spot. The second evening was our potluck dinner with LOTS of fabulous food, and the third evening was a chocolate smorgasbord and wine tasting. This was a large group and there was plenty of mingling taking place.

Days were filled with varied activities including the Farmers Market, attending the Boat Festival, along with an Art Show. Other activities included walking along North Beach, bike riding, touring

Fort Worden State Park, seeking out local eateries and doing some local shopping. Port Townsend has so much to offer. The weather was a little cool with a bit of fog the first day/evening which steadily improved by the next afternoon. We could not have asked for better.

You know you have an excellent group of people when folks jump in to help with whatever needs to be done, which was what we had! I left with a full heart, and I hope the rest of those who came did too!

A big shout out to George and Christine Tucker for formulating the plans for this rally, and to Mike Burnett for working out all the logistics. It was a pleasure rallying with you all!



## TIPS, TRICKS, INTERVIEWS, RECIPES, AND MORE INTERVIEW WITH GARY CRUMLEY

By Rhonda Levine

I interviewed Gary Crumley, who will soon be the OAC Secretary, on a warm afternoon during the Walla Walla Wine Rally. In attendance was Mei Mei, a five-year-old Cockatiel who goes traveling regularly with Gary and his wife Barbara. He (Mei Mei...yes: he) is chatty, especially in the morning. He has a travel cage, is very friendly and loves to hang out with people.

Gary grew up in Illinois on a pig farm near Peoria. He and his brother did chores in the evening, and he learned the farming business from his father. Gary attended the University of Illinois in Champaign, earning a degree in Metallurgical Engineering. And then was off to grad school in Berkeley where he met Barbara. They married in 1982. She happens to have an identical twin. Then he got his PhD in Material Science Engineering. You'll have to ask Gary to explain it all to you.



He has traveled extensively for work including four years in Malaysia and many trips to Japan. Retirement came after many years of big city living. They wanted a smaller slower area and in 2020 moved to Lake Oswego. Gary and Barbara have two sons who live in New York City and California. Right after Covid started, they bought an Airstream looking for a way to “get out.” They found a used 23’ Flying Cloud in the Bay Area and brought it up to Oregon. A neighbor suggested they join the OAC, and they soon fell in love with the club.

They have done many rallies in all areas of Oregon and Washington. The first co-hosting was at a St Pats Rally. Like most of us, they have formed some great ongoing friendships. Volunteering is Gary’s way of giving back to our club. He is a very congenial guy who enjoys a good whisk(e)y or scotch. He says he learned from the British. Barbara volunteers doing work with elderly folks in retirement settings. You’ll be seeing them both around a lot I’d guess. When you meet them be sure to meet Mei Mei, too.



## SNAP PADS

By Donna Thorson

Dear everybody,

The 2023 Airstream International Rally held in Wyoming has come and gone. All those months of planning and overpacking are now behind us.

We were fortunate to be parked at the rally near Dace and John Roll and Brenda Leppo. I overheard their conversation on how Brenda wanted to show up early the next morning to visit the Snap Pad booth, which caught my interest: What are



these snap pads of which they speak of? Something I didn’t know we might possibly need? (From their site: “RV Snap Pads are the World’s Only Permanent Jack Pad, meaning no more placing, retrieving or storing plastic or wood blocks to level.”)

We trekked up to the vendors the next morning only to learn they didn’t have any product with them. It must be ordered online. But: they were sold out online. Undaunted, I called and was able to order over the telephone but the pads wouldn’t be delivered until after we returned home. This was okay with us since, well, we never even



heard of them before!

Fast forward. Snap Pads delivered and installed. [*Installed in a snap!* – Ed.]

We will test them when we go camping this week. Stay tuned!

p.s. Brenda installed hers, too!

## RECIPES

### THE ORIGINAL NANAIMO BAR

*In August, we attended the Crater Lake rally held at Diamond Lake. We joined together each evening for GAMs where food was shared. On our last night, these awesome bars appeared courtesy of Pam and Reid Amborn. They were kind enough to share the recipe. Enjoy!*

### THE ORIGINAL NANAIMO BAR

#### **Bottom layer**

½ cup unsalted butter

¼ cup sugar

5 Tbs cocoa

1 egg, beaten

1¾ cups graham cracker crumbs

½ cup finely chopped almonds (I use blanched slivered almonds that I have previously toasted in the oven. I then put them chop them in the food processor until the pieces are very small)

1 cup sweetened coconut

Melt butter, sugar, & cocoa in top of a double boiler. Add egg and stir to cook and thicken. Remove from heat. Stir in crumbs, coconut and almond pieces. Press firmly into an ungreased 9x9 pan.

#### **Second layer** (I usually make 1½ recipes of the second layer, because we like the cream layer)

½ cup unsalted butter

2 Tbs plus 2 tsp cream

2 Tbs vanilla custard powder

2 cups powdered sugar

Cream butter, cream, custard powder, and powdered sugar together. Beat until light and well blended. Spread evenly over the bottom layer.

#### **Third layer**

8 squares semi-sweet chocolate (1 oz each)

4 Tbs unsalted butter

Melt chocolate and butter over low heat. Cool. When cool, but still liquid, pour over the second layer and spread evenly. Chill in refrigerator.

*Note: Nanaimo is a small town on Vancouver Island in British Columbia.*

## MUSHROOM RISOTTO

By Craig Brown

serves 4-6

### Ingredients

1 lb fresh mushrooms, sliced (cremini, shiitake are great)  
2-3 oz dried porcini mushrooms  
3 Tbsp butter  
2 small shallots, minced  
2 garlic cloves, minced  
3 large, fresh thyme sprigs (just the leaves, or bundle whole with kitchen twine)  
½ tsp salt  
½ tsp freshly ground black pepper  
½ cup dry white wine (i.e., Sav Blanc)  
1 cup Porcini liquid (see instructions)  
4 cups chicken stock  
3 Tbs olive oil  
1½ cups Arborio rice  
¼ cup heavy cream  
Freshly grated parmesan cheese for serving

### Instructions

Place dried porcini in a small bowl. Pour 1 cup of boiling water over them until they're covered and let them steep for at least 30 minutes. Remove rehydrated mushrooms from water and roughly chop them. Reserve the porcini steeping water and season with a pinch of salt or chicken base to taste.

In a saucepan, add chicken broth along with the seasoned porcini water and warm over low heat. (Warm stock is vital for even cooking)

In an 8 qt enamelware Dutch oven (or heavy pot), melt the butter over medium heat. Add the fresh mushrooms and porcini and sauté for about 4 minutes. Add the shallots and sauté until softened, about 4 more minutes. Add garlic, thyme sprigs, salt and pepper and stir for an additional minute. Remove mushroom mixture from pot and set aside.

Heat the olive oil in the same pot over medium heat. Add the rice and stir until rice begins to look translucent, 3-4 minutes. Add the white wine and stir until liquid is absorbed. Add 1 cup of the broth and stir until most of it is absorbed. Continuing adding broth 1 cup at a time, stirring often until rice is mostly done. (Always make sure there is enough liquid simmering around the edges of the pot to release the starch.) This step takes 20-25 minutes. You may or may not use all of the stock, depending on your preference of rice firmness.

Reduce heat to low. Remove the thyme bundle (if you chose to tie them) and add mushroom mixture into the rice and stir to combine. Gently stir in heavy cream. Remove from heat. Correct seasoning, if needed.

Risotto should be creamy, but firm to the bite. Transfer risotto to a serving bowl and top with freshly ground pepper, grated or shaved parmesan and fresh parsley.

*Gustare!*

## FLY FISHING THE GREEN RIVER, UTAH

By Gary Thorson



This story begins in May of 2002, when Donna and I got married. Donna planned the wedding in Las Vegas, and I planned the honeymoon with a guided fly fishing trip on the Green River in Utah. We took a guided float trip down the “A Section” of the river, which is the first section below the Flaming Gorge Dam through the canyon. On that trip we caught Rainbow trout, Brown trout, Cutthroat trout, and Cutbow trout, which is a hybrid Rainbow/Cutthroat.

Fast forward 20 years to November 2022. We were at the Friendsgiving Rally at Silver Lake, Washington. I spent some time fly fishing

from the shore of the lake at the RV Park. Mike Burnett saw me and got out his fly rod to join in the fun. While talking fly fishing stuff, the subject changed to the upcoming International Rally in Rock Springs, Wyoming. I mentioned to Mike that the Green River was only about an hour away and had good fishing. That evening, I got on the computer and made our reservation with the Western Rivers Flyfishing Guides. <https://wrfguides.com>

The evening before our fishing trip, our guide, Rain, called me to make the final arrangements. He suggested that we do a late start and avoid the crowds on the river. Sounded good to us. We arrived at Dutch John, Utah at about 10:00 AM. Rain told us that there was a Mormon Cricket migration taking place on the “C Section” of the river, and not many people knew about it yet. We agreed to drive the 45 minutes of dirt roads and go to the C Section.



The Mormon Cricket looks like a big black grasshopper without wings. They are about an inch long. They were Everywhere! The Brown Trout in the C Section were feasting on the crickets. Rain set us up with big black foam rubber dry flies that imitated the Mormon Cricket.

Throughout the day, I caught three nice big Brown Trout; a 20-incher, and two 18-inchers. Mike caught a nice big Mountain Whitefish and a smaller trout. We had several more fish on, but because we were using barbless hooks, we lost them before we could get them to the net. That’s called a “Long Distance

Release”. The Green River is fly fishing only, and catch-and-release, so all the fish were released unharmed. Just the way I like to fish.

What a fun day! Hopefully, I’ll make it back there before another 20 years passes.

## (AN UNSOLICITED) RECOMMENDATION

By Rhonda Levine

We’ve recently had some things done to the trailer by Ultimate Airstream in Portland, who we have been working with for four years. Our experience there has always been beyond satisfactory, and I’d like to briefly let folks know what an awesome job they do for me and Judy. (I wanted to make it clear that this is in my opinion, so folks know I’m not trying to drum up sales for them. They are incredibly busy as it is. And it’s just me making this statement... not the OAC.)

For the past four years, Judy and I have been taking our trailer to Ultimate Airstreams in Portland for modifications and upgrades. It all began with wanting to have a drawer under the bed that would pull out and make items stored there more accessible. Once we talked to Ian, the sales guy, we not only wanted that drawer but so much more! And so it began. Ian introduced us to Kenny, who was the man engineering the changes.

We have brought the trailer to them several times to modify, change, or add things to the trailer. Each time we have been very pleased with the work and the service. The team is respectful, responsive and a pleasure to deal with. They know their stuff and our trailer is kind of a showcase of many of their talents.

Way to go, Ultimate Airstream!

## SUBMISSIONS TO THE OAC STREAMER

Do you have an idea for an article, interview, or something else you'd like to share with the club? We'd love to hear it! Our newsletter staff are all volunteers, and the articles are all written by OAC members... like you! The newsletter is published six times a year, so there are lots of opportunities. Submissions for the newsletter (including rally write-ups) should be emailed to Rhonda ([rhondaxo@comcast.net](mailto:rhondaxo@comcast.net)) **no later than the 15<sup>th</sup> of the month before publication** (deadline for next issue: July 15). Pieces received after that date will be included in the next newsletter.

## OAC BOARD & VOLUNTEERS

President	Chris Wagner	cactusw@msn.com
Past President	Carol Dion	jh.cd.dion@gmail.com
First VP	Janet Schober	janetschober@comcast.net
Second VP	Ruby Troncin	rubytroncin@gmail.com
Secretary	Norma Massier	nmassier@comcast.net
Treasurer	Stacey Rovinelli	icuffm@att.net
Membership	David & Linda Doughty	
Media	Amy D'Abbraccio	amyd74@att.net
Bylaws Committee	Norma Massier, Judy Smith, Rhonda Levine	
Caravan Coordinator/New Member Outreach	Mark Babcock	
Directors	Buzz & Lynn Blick	buzzblick@gmail.com
	Brenda Leppo	bgleppo@gmail.com
	Cindy Muir	cjmuir2@gmail.com
	Bryan & Michelle Stewart	bryan.stewart48@icloud.com mjstewart15@icloud.com
<b>Standing committees</b>		
Rally Coordinator	Mike Burnett	jaembe123@comcast.net
Webmaster	Bob Crummett	bobbyc@advgra.com
Newsletter	Buzz Blick	buzzblick@gmail.com
	Geoff Cox	geoffrey.cox@gmail.com
	Rhonda Levine	rhondaxo@comcast.net
	Norma Massier	nmassier@comcast.net
	Janet Schober	janetschober@comcast.net
	Donna Thorson	thorsondj@comcast.net
	Florence Tramoni	florenceframoni@gmail.com

OAC website: [www.airstreamclub.org/oregon](http://www.airstreamclub.org/oregon);  
Region 10 website: [www.region10.airstreamclub.net](http://www.region10.airstreamclub.net);

on Facebook: [www.facebook.com/OregonWallyClub](https://www.facebook.com/OregonWallyClub)  
on Facebook: [www.facebook.com/groups/1473216976235744/](https://www.facebook.com/groups/1473216976235744/)

The Oregon Airstream Board Minutes are posted on the Oregon Airstream Club website once approved. The Board meets approximately four times per year. Check it out!  
Club Policies will also be posted on the website for all to review.

# Elk Meadows Rally 2023

Article Locations



Elk Meadows RV Park



Trout Lake



Mount Adams



Sleeping Beauty Peak

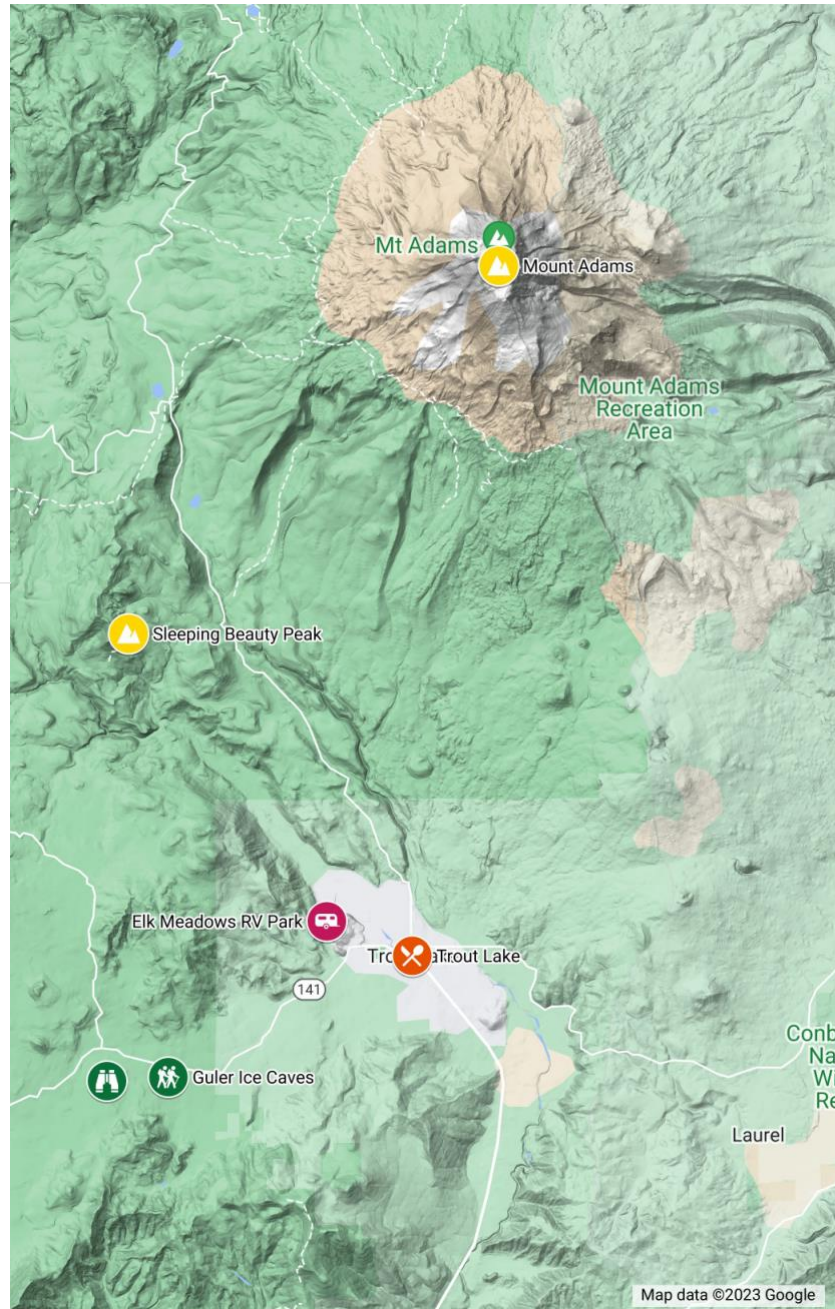


Natural Bridges



Guler Ice Caves

## Trout Lake, WA



# Crater Lake Rally 2023

## Locations in the Article



Diamond Lake RV Park



Crater Lake National Park



Rim Drive

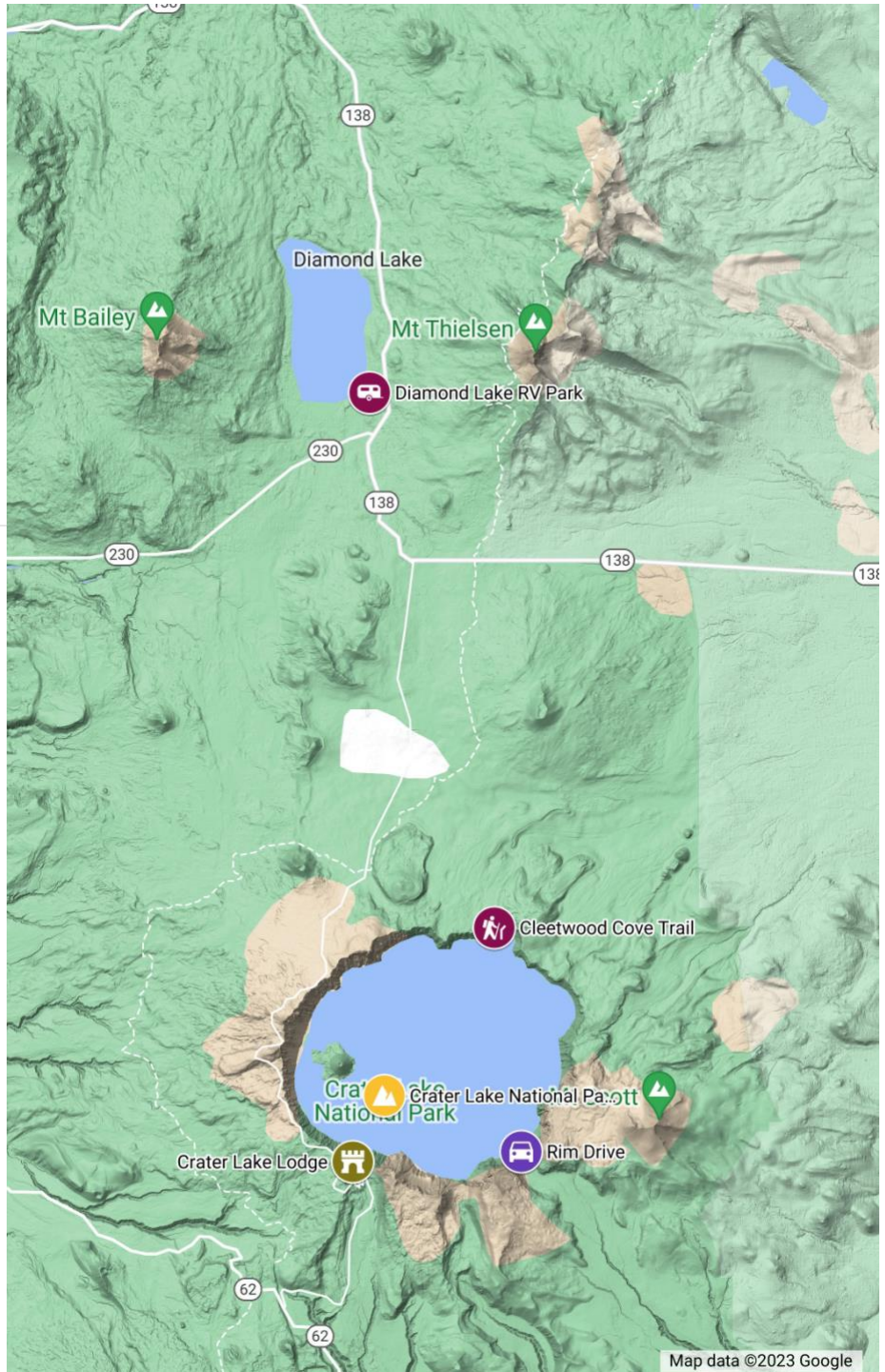


Crater Lake Lodge



Cleetwood Cove Trail

## Diamond Lake RV Park



# Seafood Rally 2023

Locations



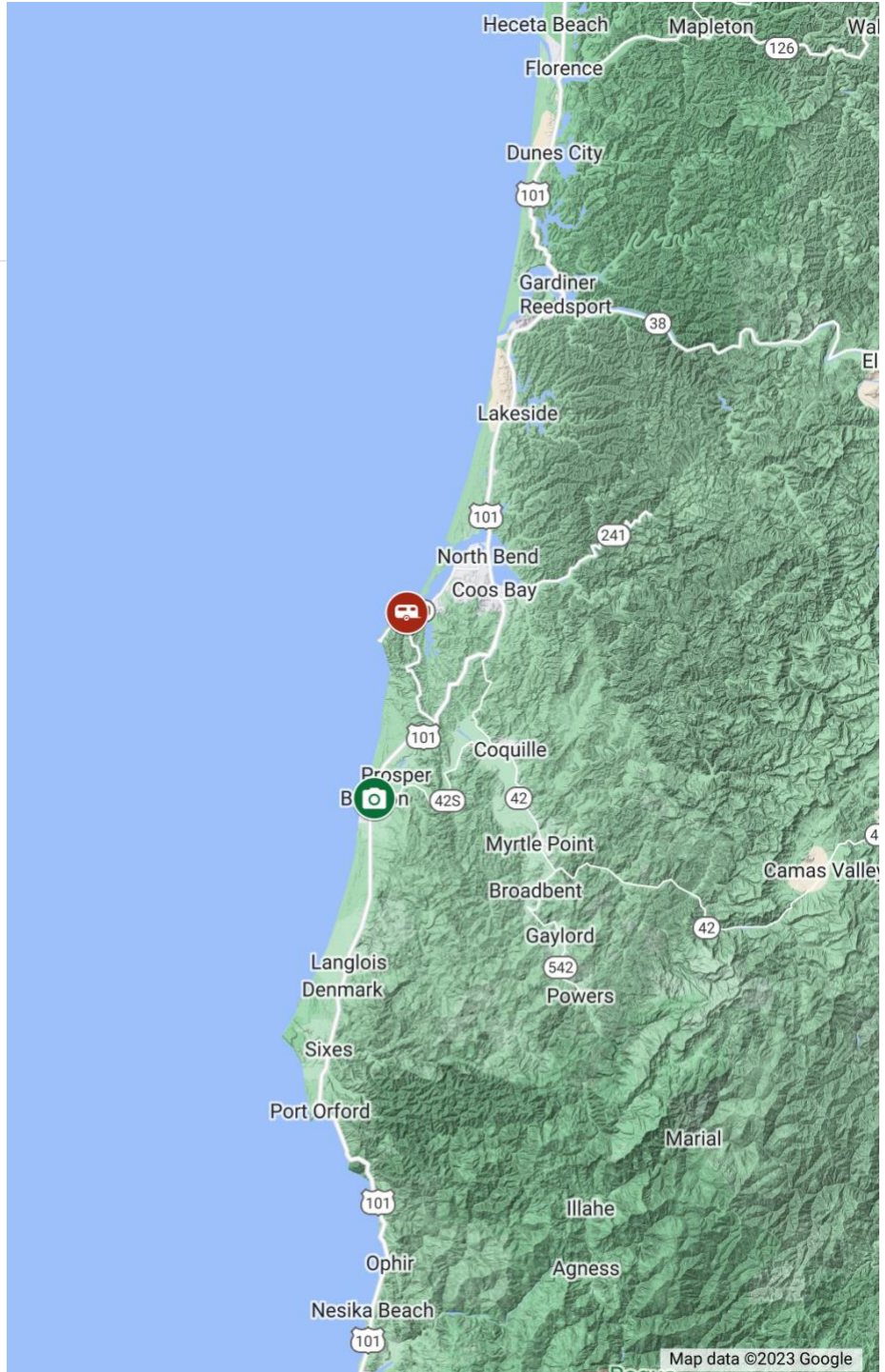
Sun Outdoors Coos Bay



Bandon

---

## Coos Bay, region





# Wooden Boat Festival Rally

Article locations



Port Townsend

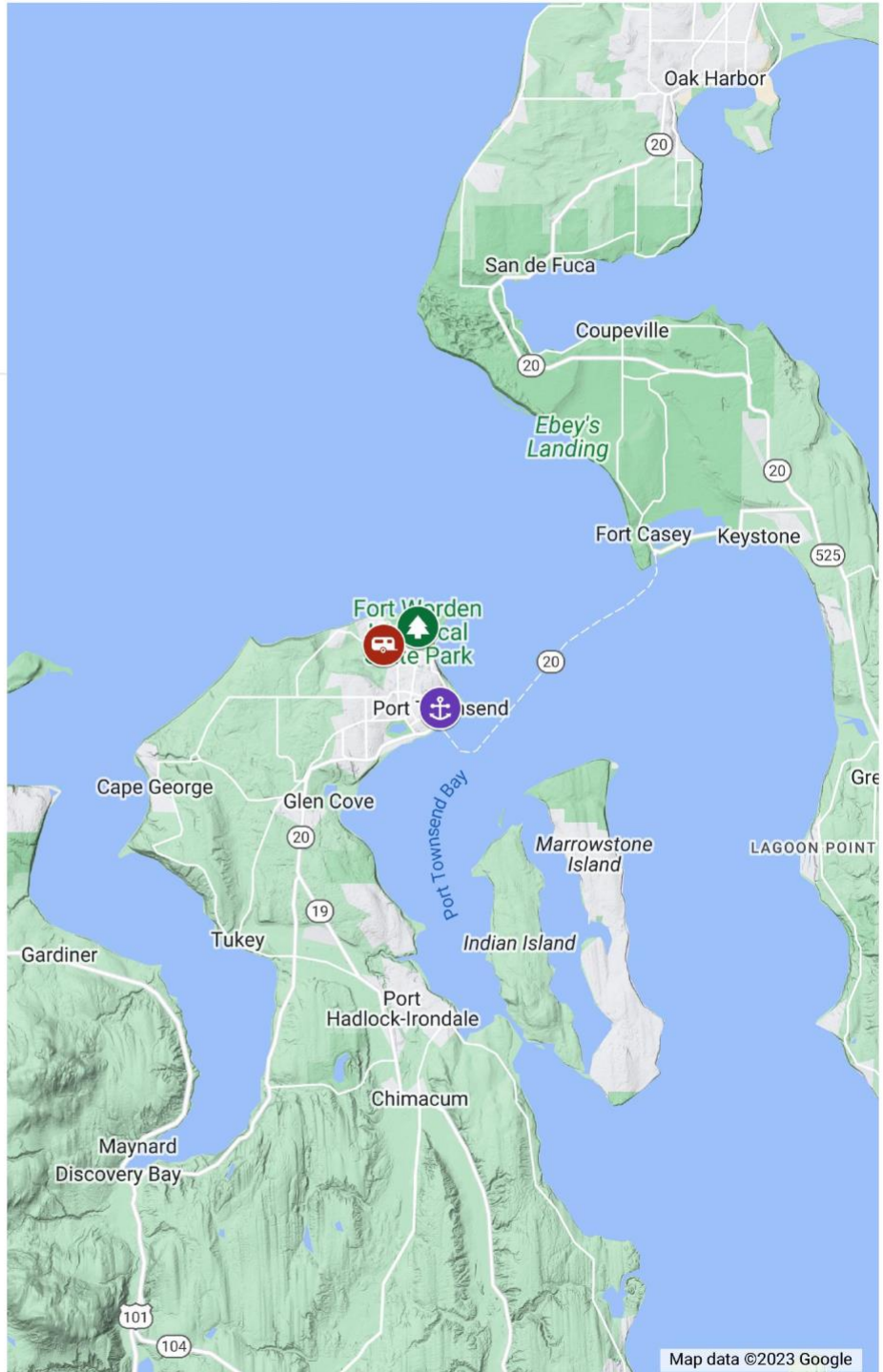


Jefferson County Fairgrounds



Fort Worden Historical State Park

## Port Townsend, WA



# Champoeg 3rd Annual Chili Cookoff

## Story locations



Champoeg State Park



Pioneer Memorial Building,  
Champoeg



Champoeg-Butteville Bike Path



Historic Butteville Landing



Lady Hill Winery

## Champoeg State Park

