

THE SILVER PENNY

Official Newsletter of the Central PA Airstream Club, #164

October 2023



Karen and Norm Fable, BRN 16949

Harvest Hosts Sage Ridge Mill and Critters in Clearmont, WY



**WBCCI: Wally Byam
Caravan Club International,
Inc.**

airstreamclub.org

Blue Beret online
blueberet@airstreamclub.org



**Central Pennsylvania
Airstream Club #164**

airstreamclub.org/central-pennsylvania

In This Issue

- Letter From the Unit President
- Rally Report
- Travels
- Fall Camping with Kids
- Upcoming Rallies
- ...and more!

2023 Central PA Unit #164

OFFICERS

PRESIDENT Karl Schubert
717-315-3097 karlschubert1985@gmail.com

1ST VICE PRESIDENT Terry Hauschild
610-678-4727 haus599@comcast.net

2ND VICE PRESIDENT
Elizabeth Schubert
814-341-1822 eyesick@yahoo.com

SECRETARY Karen Fable
717-951-9949 aesopf96@gmail.com

TREASURER Roxann Bare
717-891-5343 drbare88@gmail.com

PAST PRESIDENT Michael Read
717-448-4917 mjkreadd3@comcast.net

DIRECTORS

1 year
Dan Bare
717-891-5343 drbare88@gmail.com

Carey Boland
610-905-1059 careyboland@gmail.com

2 years
Norm Fable
normanfable7987@gmail.com

Tim Palmer
tpalmer6@comcast.net

MEMBER ENGAGEMENT

WEBMASTER Libby Trostle
libbyalicetrostle@hotmail.com

NEWSLETTER Walt & Margaret Saylor
484-333-3396 saylor4@comcast.net

MEMBERSHIP Michael Read
717-448-4917 mjkreadd3@comcast.net

From the Unit President

by *Karl Schubert*, President, Central PA Airstream Club

Hello, Airstreamers!



Fall is here with the cooler evenings and the holidays approaching. In September, we attended the Keystone rally in Lancaster for the hot air balloon festival. It was only a little over an hour away.

Beth just finished a virtual work meeting, and we were almost there. We got to the campground, Mill Bridge Village & Camp Resort in Ronks, set up camp, made lunch, and relaxed. Our site backed up to an Amish farm. It was nice to see the horses and cows out in the pasture close to our site, and surprisingly, there were no strong odors. Later in the evening, an Amish couple came around in a wagon with fresh baked goods of pasties and bread. Of course, I had to get some fresh cinnamon rolls and bread. We learned of an Amish mud sale happening just over in Gordonville on Saturday from fellow Airstreamers. We have been to mud sales before and enjoy going to them. Mud sales are Amish auctions with usually a variety of items for sale/auction, such as tools, building supplies, plants, quilts, crafts, furniture, and even buggies to raise funds for a local fire company. They are called mud sales since they mostly occur outside during potentially muddy Spring conditions.


Saturday, we got up and went to the mud sale held



at the Gordonville Fire Company. Beth and I enjoyed it and had some good buys and good food! We then returned to our campsite to leave our purchased items there and headed to the balloon festival. We arrived, got some lunch, walked around, and checked out the vendors; we were looking for the balloons but didn't see any. We saw a torn one, but they had a fan blowing in it to keep it open enough for people to walk in; that was neat. They also had a balloon basket for photo ops. We then went and sat and listened to the entertainment for a bit, while watching the helicopter land and take off as rides were being offered, \$60 for a 5-minute ride. We figured they wouldn't have balloons until the evening flight at 5:00 as we didn't see any. So, we decided to check out some of the shops around the area. We then returned to the festival grounds, and there were still no hot air balloons. Many people were sitting in front of a fenced-in area, which we assume is where the balloons would be. We sat there for a bit, and it was getting close to 5:00, still no balloons. They did mention tethered rides on the website, but we didn't even see that. Beth then checked their Facebook page, and they canceled the evening flight due to the wind; they also canceled Thursday's flights and Friday morning due to wind as well.

Since her parents were in the area for the Beach Boys' concert at the American Music Theater, we decided to go meet up with them for dinner. While at dinner, we rechecked the Facebook page for the festival as we thought it was odd for a balloon festival not to have hot air balloons, and here, they were having a night light up from 8-9, then fireworks at 9. When we finished dinner and returned to that area, the fireworks were already going off. It was disappointing that we had tickets to the festival and didn't get to see balloons, but we still had a good time with the other activities in the area, including dinner. We had dinner at Shady Maple Smorgasbord. We went to Miller's Smorgasbord first as we have never been there, and it was closer, to give it a try, but there was an hour and a half wait. We still ended up very full and happy and enjoyed the Abner Zook artwork, which reminded me of my grandparents as they had a few pieces from his collection.

They did hold the morning balloon flight on Sunday, which was at 5:30/6 a.m., but we decided to sleep in; this was the only balloon flight they did all weekend. We decided not to do a hot air balloon ride as they were around \$360 a person for a ride, and as we learned, it would have probably been canceled anyway (unless we booked on Sunday morning). We enjoyed the relaxing, plan-free weekend, and very flexible rally. There is something to be said for not having a schedule and just doing what you want when in the moment.



Relaxing at Mill Bridge Village and Camp resort in Ronks, PA, next to an Amish farm.

Enjoying the hot air balloon festival, reality vs perception!

Please take note of the club business meeting on 11/19 and the Board installation/Christmas dinner on 12/10. More details are on the upcoming rallies/events page of this newsletter. The club business meeting is to consider nominations for our club's open positions, vote for the new officers, and discuss 2024 rally options and ideas. Please consider attending this as a quorum (a majority of the active members) is needed to conduct club business.

An email was sent out by our club secretary, Karen Fable, searching for interested members for any of the clubs' officers, directors, or member engagement positions. Please consider any of the positions. As members, our duty to the club is to contribute when we can. Electing and being club officers is critical to the club's success. Filling these positions is required to operate the club. Every one of us has great new ideas, useful skills, and passions to share. Let's put these into action and be a part of the club officers to keep it operating and successful! Anyone can be a candidate; no experience is necessary!!

See you down the road!
Karl & Beth Schubert



ANNOUNCEMENT
Club Business Meeting

November 19, 1:00 pm to 3:00 pm

Collusion Tap Works

(founders / owners club members Doug & Celeste Barnes)

105 S Howard St., York, PA 17401

RSVP by 11/12 to Terry Hauschild at
haus599@comcast.net

All are welcome!

Region 2 President

by Gary Russo, President, Region 2



At the Fryeburg, Maine, International Rally the voting structure was changed from a delegate format to a system where each member's vote will count in the decision-making process. I want to provide how the membership of Region 2 did in the new voting process. Some of the voting information was provided to me by Eric McHenry.

Highlights:

- Our voting system does NOT track or record individual votes – the system only tracks whether an email voted or not.
 - The percentage calculation used the number of members who voted vs. the total number of members in Region 2.
 - Approximately 90% of the members in Region 2 have valid emails.
- Therefore, I assume that approximately 90% received an electronic ballot for the June 2023 elections.

Region 2 has 962 Big Red Numbers (BRNs), or approximately 1920 voting members. This assumes that each BRN has 2 voting members. The number of reported votes cast from Region 2 for the June 2023 election was 246. That means only 12.6% of the Region voted! Based on this information, Region 2 had the lowest voting percentage of all WBCCI regions.

I cannot express how important it is for your voice to be heard. Since the number of valid email addresses in Region 2 is less than 90%, please update/confirm your email address with the record on the WBCCI site.

You can do this 1 of 2 ways.

1. Go to airstreamclub.org, log into your account, and confirm/update your membership information. If you have a partner in your trailer, please add their email information so they will receive any future voting ballots.
2. You can also call the WBCCI home office; they will gladly confirm/update your email information.

Remember, your vote does count. Please exercise the right!

Gary Russo, #1061, Region 2 President
New York Finger Lakes Airstream Club (NYFLAC)

State Rally Event Update

At this year's State Rally a President's meeting was held to discuss the future of the PA State Rally. I attended in representation of our club. After receiving about 5 replies to my email sent to our 92 club members prior to this rally, I voiced the concerns I received in those replies at this meeting. After discussion from the various PA state club presidents and members in attendance, it was voted and decided that the State Rally will be held every year with the AI-Mon-O club continually the host with each PA club providing a representative (or as many as they would like) to be a part of the planning committee. The seed money was voted and agreed to be transferred to Penn-Lehigh club to hold in the event it is needed by the host of the state rally for the state rally. Records and documents were read and provided to prove the seed money history and that the Penn-Lehigh club provided the original \$500 seed money when the state rally was first started.

If you are interested in being a State Rally representative for our club, please let me know ASAP so the committee can begin planning next year's state rally. We can have as many representatives from our club for this committee as we would like. So, all interested club members can be a part of this committee. The more members assisting this committee the easier it will be for everyone involved, no experience is required.

Karl Schubert

Fall Camping with Kids



Preparation and Planning

- **Choose the Right Campground:** Opt for family-friendly campgrounds that offer amenities such as restrooms, potable water, and safe play areas. Research campgrounds that permit campfires for that classic camping experience.
- **Check the Weather:** Be prepared for changing weather conditions. Pack clothing layers and rain gear to ensure your kids stay warm and dry in case of unexpected rain.
- **Safety First:** Familiarize yourself and your kids with the camping area's safety rules and regulations. Teach them how to identify and avoid common hazards like poison ivy or stinging insects.
- **Gear Checklist:** Make a comprehensive gear checklist, including kid-sized sleeping bags, comfortable sleeping pads, flashlights, and plenty of snacks. Involve your children in packing to get them excited and responsible for their belongings.

Fun Activities for Kids

- **Nature Scavenger Hunt:** Create a list of items or natural features for your kids to find, such as pinecones, unique leaves, or animal tracks. This activity encourages observation and curiosity.
- **Campfire Stories and Songs:** Gather around the campfire for classic storytelling and sing-alongs. Bring a book of campfire stories or create your own tales inspired by the surroundings.
- **Leaf Art and Craft:** Collect fallen leaves, acorns, and twigs to create nature-inspired crafts. You can make leaf rubbings, nature collages, or even paint rocks to resemble animals or characters.
- **Star Gazing:** Fall nights offer clear skies for stargazing. Teach your kids about constellations and planets and bring along a telescope or binoculars for an even closer look.
- **Cook Together:** Involve your kids in preparing meals over the campfire or camp stove. Cooking together not only teaches valuable life skills but also makes mealtime a memorable experience.

Fall camping with kids is a fantastic way to create lasting memories and instill a love for the outdoors. By planning carefully, staying safe, and incorporating fun and educational activities, you can ensure a successful and enjoyable camping adventure that your children will cherish for years to come. So, gather your camping gear, pack your sense of adventure, and embark on a fall camping journey that your family will treasure forever. *Courtesy News from PA Camping - Campin' PA Style*

Annual Membership Renewal Tidbit

If you joined the Airstream Club *after July 1, 2021*, your annual membership renewal date is based on your membership start date.

Any membership *prior to July 1, 2021*, your annual membership renewal date is January 1st.

Next time you renew your membership, you can set it to auto renew!

This will make it easier for you plus saves your club time and money.

Review/Update your membership information at airstreamclub.org/current-members

CENTRAL PENN AIRSTREAM CLUB APPAREL AND TOTE BAGS ARE HERE!

Order your club merch here at this link:
www.zazzle.com/store/centralpennasclub/products



As more products are branded, they will be added to the store. Check back often!

cover story

Harvest Host

by Karen and Norm Fable

We stayed at several Harvest Hosts during our eight weeks to International and visiting the surrounding states. This stay was the most memorable.

These are pictures from Sage Ridge Mill and Critters in Clearmont, WY. The farm was 42 miles off Route 14/16 and 2 miles on a dirt road. Needless to say, we were in the middle of nowhere, but the most beautiful views of buttes, sunset, and a distant lightning storm. We spotted some pronghorns on the way in. It is total and complete solitude. Coyotes are usually around, but we didn't hear any. Her dogs protect the farm from the predators.

Our host, Linda, greeted us upon arrival at her 718 acres of mostly alpaca farm. She has peacocks, pigs, 7 dogs, chickens, steers, horses, and over 100 alpacas.

Her primary source of income comes from selling alpaca fiber. She does some dying and spinning there but sells the fiber for others to do the same. I did purchase a skein of beautiful purple yarn and goat milk soap.



There is a teepee on the property that is rented nightly. A young lady from Texas stayed the night. She left early as there were no stores or restaurants close by. Gas was 68 miles away in Gillette. The garden has art pieces created by Linda. She is quite the artist.

Linda invited us to feed the alpacas. That was fun. Even though they have a full range of grass on the property, they still ate as if starved.

That evening provided the most beautiful sunset. A lightning show in the distance lasted for hours as darkness settled in. So beautiful to watch from our panoramic windows. With no lights around, the star gazing was amazing. The quiet took a bit to get used to to fall asleep.

In the morning, a herd of wild horses grazed nearby.

We certainly got our money's worth from the Harvest Host membership. You never know what memories you will make when staying with a Harvest Host.



travels

Westward to the Badlands, Glacier, Yellowstone, and Grand Teton National Parks

by Terry & Wendy Hauschild, BRN 06229



Terry & Wendy Hauschild

In last month's *Silver Penny* (40 Days on the Road, Part 1), Wendy and I were halfway into our trip westward in our 16' Bambi. Well, we completed our journey on September 13th, 35 days and 6866 miles after leaving home on August 10th. Due to a death in the family, while we were in WY, we had to cut our trip short, make some changes, and miss the Central PA Rally on our way back home.

This was a trip we had been talking about for several years, Glacier National Park was a place a number of our friends had gone to and loved it. Our go-to place was the Smoky Mountains but it was time to get to some much taller mountains, so on August 10th we started our journey. We planned our journey using RVLIFE Wizard (see screenshot of our route), which we highly recommend using. Our initial and final routing (RVLIFE was great at making changes along the way) was pretty similar:

- Hayes Presidential Library, OH
- Henry Ford Museum & Village, MI (Wayne County Fairgrounds RV Park)
- Gerald Ford Presidential Library, MI (Steamboat Park Campground)
- Badlands NPS (Badlands Interior Motel/Campground), SD
- Minuteman Museum, SD
- Crazy Horse Memorial, SD
- Mt Rushmore National Memorial, SD
- Glacier NPS (St Mary NP Campground), MT
- Yellowstone NPS (Grant Village NP Campground), WY
- Grand Teton NPS (Colter Bay NP Campground), WY
- Dillion, CO (Wendy's cousin)
- Ft Branch, IN (Terry's brother)



1



2



3

1. Rutherford Hayes Presidential Library, Fremont, OH 2. 1949 Airstream Trailwind, Henry Ford Museum, Dearborn, MI 3. 1923 Ford Model T Touring Car, Henry Ford Museum, Dearborn, MI



We had made camping reservations at the National Park campgrounds and campgrounds close to the museums/libraries ahead of time, except for Glacier, which was first come, first serve when we arrived. Camping in the NP's was without electric/water hookups; however, with our solar and generator, this worked out well for the 3-4 nights we were in each. You can't beat paying \$10/night while staying in Glacier NP while the commercial

campgrounds outside the park charge as much as \$125/night. For the nights while traveling between locations (typically limited our travel to 350 miles per day), we made reservations or boondocked on the fly. RVLife again worked well in helping to locate these stops. While traveling in the middle of nowhere in Roundup, MT, and Ellis, KS, we

lucked upon city/municipal campgrounds that were on the honor system (one with full amenities AND hot showers).

Mechanically, the Bambi did fine for the entire trip with no issues other than requiring a propane tank fill. We feel fortunate to have close to 50,000 miles on the 2018 Bambi at the end of the trip. On the other hand, our 2012 Toyota Tacoma turned over 200,000 miles on it and did have an issue with a blown-out muffler on day 6 in MI. Fortunately, Muffler Man (the company's actual name) came to the rescue and installed a new muffler in the morning before we continued on our way. Other than that, no issues. My truck averaged 10-12 miles/gallon, so with an 18-gallon tank, we refilled about every 100 miles. Again, RVLife helped us locate gas stations in some remote areas of SD, MT, WY, and CO.

Between Wendy and I, we took over 1500 photos and videos; we have narrowed this down in our article to show some highlights of our trip. We hope you enjoy viewing these. Some other highlights:

- We only spent a day in the Henry Ford Museum and Greenfield Village. I could have spent much more time in the Museum.
- The weather, for the most part, was very enjoyable with little rain, except for very windy at Glacier while hiking to Hidden Lake and while we were in the Badlands when it reached 104°F. Made sleeping at night on the cliffs in the Prairie Grasslands difficult boondocking without air conditioning.
- As an avid hiker (Terry), the trails in these NPs are endless. Wendy was a real sport and did very well on the trails that we hiked. Unfortunately, we did not see the bears I would have liked to see while on the trails. Something about Wendy's constant singing/talking and the bear bell (as recommended by the rangers).
- We have seen several other presidential libraries before; these presidential libraries/museums were very good and worth seeing.

Our favorite part of the trip was at Glacier NP, and we hope to get back there.

4. Gerald Ford Presidential Library, Grand Rapids, MI **5. Minuteman Missile National Historic Site, Phillip, SD** **6. Notch Trail, Badlands National Park, Interior, SD** **7. Big Horn Sheep, Badlands National Park, Interior, SD** **8. Crazy Horse Memorial, Between Hill City and Custer, SD** **9. Avenue of Flags, Mount Rushmore National Memorial, Keystone, SD**
Background: Big Badlands Overlook, Badlands National Park, Interior, SD



4



5



6



7



8



9



10



11



12



13



14




15



16



17




18



19



20



21

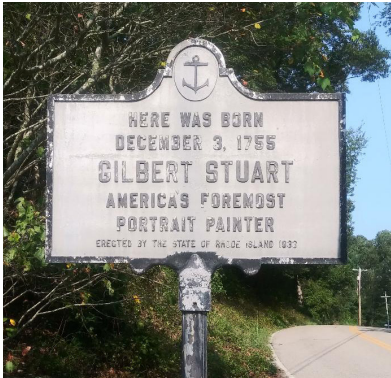
10. Old Faithful, Yellowstone National Park, WY 11. Bison @ Old Faithful, Yellowstone National Park, WY 12. St Mary Lake, Glacier National Park, MT 13. Moose @ Moose Lake, Grand Teton National Park, WY 14. Grand Prismatic Spring @ Midway Geyser Basin, Yellowstone National Park, WY 15. Many Glacier Hotel, Glacier National Park, MT 16. Dwight D Eisenhower Home @ Presidential Library/Museum, Abilene, KS 17. Bambi at St Mary Campground, Glacier National Park, MT 18. Grinnell Glacier Viewpoint, Glacier National Park, MT 19. Loveland Pass @ Continental Divide, White River National Forest, CO 20. Mayflower Gulch Grand Traverse, Breckenridge, CO 21. Kepler Cascades, Yellowstone National Park, WY Background: Grand Teton, Grand Teton National Park, WY

travels

New England

by Rick and Andy Pitts, BRN 27489

Affiliate members Rick and Andy Pitts recently spent two weeks eating their way through New England. Highlights included Newport, RI; Kennebunkport, ME; Rockland, ME and Hyde Park, NY. Among the small 'gems' we found was the Gilbert Stuart birthplace, Jay Leno's 'cottage' in Newport, Red's Eats, the Farnsworth Art Museum, several cool seafood dives, and the Culinary Institute. And our Airstream karma held as we scooted away from the coastline just before Hurricane Lee brought serious storm surges!



maintenance & tech





Security cameras, systems, monitors, padlocks, heat-treated steel, barrel locks, key locks, combination locks, security guards, junkyard dogs, cables, chains, flame throwers... keep out... please!

I grew up a trusting soul; I also had many things stolen from me. As an adult, I want to assist the honest to remain honest. Before heading out on a camping trip, I go to the truck scales not to weigh our truck and Airstream but to weigh my key ring to make sure it won't overload us. I have a couple of easy security upgrades for Airstream compartments.

The easiest lock to upgrade is the battery box. It is a simple, one-nut removal; remove the cam and lift out the original lock. Next, slide the new lock through the lock dust/water cover, put on the original cam, add the original nut, and tighten, done. Now, the battery box isn't keyed like every other RV. Your compartment is just a little more secure, to help honest people stay honest, and you won't have to buy replacement batteries.

I bought a multiple-lock pack (5). I replaced every lock. One key is used for every exterior lock. Battery box, shower, water fill, refrigerator access door, stabilizer switch door. I used tubular cam locks, keyed alike, with straight or offset cams. 5/8" from Amazon for \$29.99, cheap insurance. First, try the original cam when inserting the replacement lock; this may save you fitment time. Always put painter's tape on every panel where you work if a tool jumps to prevent scratching the aluminum. Ask me how I know.

DON'T FORGET YOUR REAR-END Yes, "stinky slinkies" do get stolen. Not only do you have to buy a new hose and end parts, you better hope you are near a store! The rear bumper compartment is used by many to hold sewer hoses, a couple lengths, hose elbows, caps, clear tubes, rubber donuts, gloves, and disinfectant. Or maybe you have an electric cord, maybe 30 and 50 amp. Or wheel chocks,




level blocks, gloves, awning bars, and tools. Now, add up what your compartment inventory costs you. What would it cost now to replace the contents today?

To keep the honest people honest, we will add one or two bumper compartment lid locks. I went with (2) locks, keyed the same. From Amazon, a two-pack, RV Designer L545 compartment locks 5/8", also with straight and offset cams, (straight cam works best); \$13.08. Since these two locks would be lying flat and exposed to weather. I also purchased a pack of (6) JCBIZ black lock dust & waterproof rubber caps from Amazon, for \$7.99. This install was very easy and satisfying. Measure 2 1/4" back from the bumper side edge of the lid, or one inch back from the rise in the lid. Yours may vary. Hold the lock barrel with the straight cam on. Measure back to a position that allows the cam to be at least a quarter inch under the bumper. Measure, tape up! Mark your center spot on the tape with a marker. With a hammer and punch, tap your spot to drill the pilot hole; with your step-down drill bit, go one step at a time until your lock barrel fits snugly. Slide the black weather cap up the bottom of the lock to the top. Insert the lock. Please put on the nut and tighten it, put on the flat cam, and try it. Make any minor adjustments needed. Done.

PLEASE DON'T ATTEMPT IF YOU ARE UNSURE OF YOUR MECHANICAL ABILITIES. Maybe we can install them together at a rally. Plenty of help is just an ask away.

Email Mike Read with any questions!



rally report

Shawnee Rally 2023

by Dan Bare, BRN 1563

We had 7 trailers at Shawnee State Park for the Airstream rally. Six trailers had made advance plans to be at the rally. A 7th trailer was members at large (Chip and Erin) and just happened to be camping at Shawnee that weekend. We later discovered they had met Tim & Barb Palmer a few years ago at a nearby campground. Tim still had a picture on his phone of their Airstreams parked beside each other.

Ken & Karen Stubbs were camping in their 16' Bambi and were towing with a newer Toyota Tacoma. Several members commented that their first thought was Terry and Wendy Hauschild had replaced their Tacoma with a new one. They happen to be another member who appreciates the flexibility and ease of use that comes with a Bambi and a mid-size truck.

This was a very low-key rally. I spent my afternoons bicycling the local hills, while other attendees enjoyed a local steam engine show, hiking through the campground, or just some quiet time at their trailer. In the evenings, we got together to share a meal.

Friday evening's potluck was highlighted by elk stew made by Patti and Joel Burkholder. Joel makes an annual elk hunting trip to Colorado, and we benefited from his success. Cody and Matt from the Al-A-Mono club also introduced many of us to walking tacos. This is all the fixings for a soft or hard shell taco mixed in an individual serving bag of Doritos chips.

A few of us got together for boating on Saturday. Unfortunately, the water level was down about 4 feet for maintenance work on the docks. The water was also much murkier than in years past. Although it was a little windy and conditions weren't ideal, it was always nice to get on the water with friends.

We again gathered at Mike and Jackie Read's trailer for a meal and campfire on Saturday evening. Relaxing and getting to know some of our club members better was nice.

We woke up on Sunday to light rain, ending the camping and rally.

Members in attendance: Mike & Jackie Read, Tim & Barb Palmer, Dan Bare, Matt & Cody from Al-A-Mono club, Ken & Karen Stubbs, Joel & Patti Burkholder, Chip & Erin. members at large.




maintenance and tech

Modifications

Patio Light Deflector Project

by Tim Palmer, BRN 4031



If you dislike how the patio light on the side of your camper annoys the next campsite, here is a light deflector you can make that will easily slide over your existing light. You start with a stainless steel 4" dryer exhaust vent and modify its length (using a Dremel Tool or Tin Snips), and make a wood spacer with an inside diameter that will slide snugly over your light lens. Above are pictures showing the comparison of the light without the deflector and one with the deflector. Notice that the light without the deflector lights up the underside of your canopy, and the light with the deflector lights up the patio mat.

The stainless steel dryer exhaust vent can be purchased on Amazon: *Hon&Guan Dryer Vent 4 Inch Exhaust Vent, Wall Vent 4 Inch Outlet Stainless Steel Soffit Vents Round Vent Cover for HVAC System*




ORIGINAL PATIO LIGHT



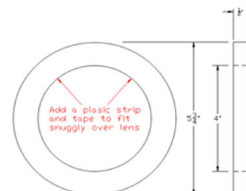
NIGHT VIEW



PATIO LIGHT with D



NIGHT VIEW



Make spacer from 1/2" thick wood to attach the deflector vent to and paint it silver to blend in.
 Note: Remove the screen if desired and add a strip of plastic and tape to the inside diameter to make a snug fit over the plastic lens.



upcoming rallies

CENTRAL PENN AIRSTREAM CLUB RALLIES & EVENTS

October 20-22

Apple Festival at Little Buffalo State Park

Host: Central Penn Airstream Club supporting LCBC Church

Contact: Karen Fable: aesopf96@gmail.com, 717-951-9949

November 19, 1:00 pm to 3:00 pm

Club Business Meeting

Collusion Tap Works

(founders/owners club members Doug & Celeste Barnes)

105 S Howard St, York, PA 17401

RSVP by 11/12 to Terry Hauschild, haus599@comcast.net

December 10, 5:00 pm - 7:00 pm

Board Installation / Christmas Dinner

Marzoni's Brick Oven & Brewing Co. (Banquet room)

4925 Ritter Rd, Mechanicsburg, PA 17055

RSVP by 12/3 to karlschubert1985@gmail.com

February 14-16, 2024 (President's Day Weekend)

Winter camping at Promised Land State Park

Pickerel Point @Promised Land State Park

- Campsites with Modern Electric Hookups
- Heated Bathhouse with Warm Showers
- Winter activities include hiking, ice fishing (lake frozen 12" this year), campfires, etc.

Contact: Terry Hauschild, haus599@comcast.net, 610-781-1933

May 3-5

Eastern PA Opener at Lums Pond State Park, DE

3355 Red Lion Road, Bear, DE 19701

- All Airstreamers welcome! Join us for some fun in Delaware
- Central Penn, Keystone and Penn-Lehigh Clubs will be hosting
- Optional catered BBQ dinner Saturday
- Bring your bikes, kayaks, hiking shoes and come have some fun!
- Make your reservation online at [ReserveAmerica.com](https://www.reserveamerica.com)

Contact: Rick Pitts, r_pitts@verizon.net



Summer 2024

Jersey Shore Haven Airstream Park
South Seaville, NJ, close to Cape May, NJ

REGION 2 RALLIES & EVENTS

October 5-10, 2024

International Rally
Sedalia, Missouri
Registration open Now!

May 3-5

Region 2 Rally

May 31-June 2 (Fri-Sun)

Chester County Blues BBQ Rally
French Creek State Park, Elverson, PA
13th Annual Blues BBQ, 2-7pm Saturday, June 1st
at nearby Wyndsor Farm
Coordinator: Kathleen Quinn, kathleenquinn56@icloud.com



Little Buffalo Apple Festival

Are you ready for the Little Buffalo Apple Festival in 2023? It's just around the corner! Get ready to camp out from October 18-22 and enjoy the festivities at Shoaff's Mill on Saturday the 21st and Sunday the 22nd. Just a friendly reminder that there won't be any water at the sites, so make sure to fill up at the bathhouse before heading to your site. This year, there will be plenty of outdoor booths, educational activities, food vendors, and entertainment to keep you busy. Follow us on Facebook for the latest updates on what's in store. For those who are new to the festival, you'll be happy to know that campsites are free for the duration of the event. However, each camper is required to volunteer for at least one Saturday and one Sunday shift. It's important that you make yourself available for any shift, as we'll need help with apple pressing, corn grinding, tours, samples, merchandise, and children's activities. Don't worry, the work is easy and you'll only be scheduled for a 2-3 hour shift daily. On Friday morning, we'll all pitch in to clean up at the mill, and Mindy will be providing lunch. Then, on Saturday night at 5:30 in the Park office, we'll all gather for a potluck dinner. All other meals are on your own, so plan accordingly. The sites will have electricity, and there's a dump station and bathhouse available for your convenience. If you're interested in attending the event this year, please RSVP to Karen ASAP and let her know which days you plan to attend. Keep in mind that there are only 13 sites available, and it's first come, first served. As we get closer to the event date, we'll set up a shift schedule and distribute it to everyone. Get ready for a fun-filled weekend at the Little Buffalo Apple Festival!

Little Buffalo State Park

APPLE FESTIVAL

October 21st & 22nd
10am-3pm

Enjoy live music & see the mill in full operation! We will be grinding corn with each mill tour, pressing apples and boiling apple butter throughout the day. Stop by to get a taste of the past with cornbread, apple cider, apple butter, and more!

Craft, Art, & Food Vendors	Educational Tables, Music, Storytime, & Kid's Activities	Pumpkin Painting Contest	Historical Art Demonstrators
Vendors to Include: Lennox Market Creating Treasures Magnolia Birch Company Local Artists Pottery by Monica Kindling Memories Candle Co Tastefully Simple Sylvan Dell Lavender Woodland Whimsey chainsaw carving <i>And more!</i>	Demonstrators to Include: Perry Piecemakers—Quilt Tying Perry County Beekeepers Spinning/ Weaving Blacksmithing Butter Making Activity Jay Smar—Folk Music (Sat)	Food to Include: Historians Soups & Baked Goods Cumberland Gap BBQ Speckled Moose Kitchen The Big Cheese	

Trails around festival are not paved but easily accessible. ADA drop off available at the mill & parking close by. Please leave pets at home. Service animals welcome. If you and your family or group are interested in helping in any way, or have any questions, contact the park office at (717) 567-9255.

Contact: Karen Fable: aesopf96@gmail.com or 717-951-9949

67TH AIRSTREAM CLUB INTERNATIONAL RALLY

OCTOBER 5-10, 2024

MISSOURI STATE FAIRGROUNDS SEDALIA, MISSOURI

Seminars ♦ Exhibits ♦ Socials ♦ Entertainment
AirstreamClub.org/Rally2024 #ACIRALLY2024



Personal Information*

BIG RED NUMBER: _____

First Name	Last Name	Email Address
First Name	Last Name	Email Address
Address	City, State/Province	Zip/Postal Code
Phone Number	Phone Number	

This is my/our **FIRST** time attending an International Rally.

*Permanent changes to membership files cannot be made from this form. Please contact HQ to make those changes.

REGISTRATION FEES	QTY	RATE	AMOUNT
*RV on Site – Arrival Saturday, October 5		375.00	
Arrive 1 day EARLY – Friday, October 4		50.00	
Arrival 2 days EARLY – Thursday, October 3		100.00	
Arrival 3 days EARLY – Wednesday, October 2		150.00	
Adult (18 and over) per person		125.00	
Youth (13 and up) per person		75.00	
Children (4 to 12) per person		50.00	
Toddler (3 and under) FREE		0.00	
Lifetime Member Discount		-20.00	
TOTAL DUE			
Parking Group Choice - ONLY SELECT ONE (You may need to be a member of Intra-Club to park with group.)			
<input type="checkbox"/> ADA Accessible <input type="checkbox"/> Amateur Radio <input type="checkbox"/> Band <input type="checkbox"/> Boondockers <input type="checkbox"/> Classic <input type="checkbox"/> Future Streamers <input type="checkbox"/> Grapes & Grains <input type="checkbox"/> Indie Streamers <input type="checkbox"/> Pride Streamers <input type="checkbox"/> Stella's Sisters <input type="checkbox"/> Vintage Club			

RV AMENITIES – All RV spaces are full-service camping spaces with water, 50-amp electricity and sewer.

***RV on site** – This is only for RV on site no humans included.

CONFIRMATION & PARKING INFORMATION will be emailed to the email provided above.

CANCELLATION POLICY - Refund requests are to be submitted in writing to rally@airstreamclub.org. Refund requests received on or before August 10, 2024 will be assessed a \$50.00 fee. Requests on or after August 11, 2024 will be assessed a 50% fee. **NO** refunds after September 21, 2024. **If you might have to cancel after that day, please consider obtaining travel insurance.**

----- OFFICE USE ONLY -----

Registration Date: _____ Rec'd By: _____ Registration Source: Mail Online Rally

Payment Type: Cash Check Credit Card Amt Paid: \$ _____ Check #: _____

Register ♦ Online www.airstreamclub.org/Rally2024 ♦ Mail ♦ Phone 937-596-5211

HOW TO REGISTER – Go to AirstreamClub.org/Rally2024, call HQ at 937-596-5211 or fill out this form and make a check payable to WBCCI, in US Funds Only, and mail to: WBCCI, P.O. Box 612, Jackson Center, OH 45334. Email questions to rally@airstreamclub.org.

ADA ACCESSIBLE PARKING – Special parking, if requested, is near the central rally area for members. We ask that you bring your government/state-issued placard or supporting documentation with you to the rally.

STAGING AREA – The Rally Arrival Team will be ready to park you when you arrive from 8:00 a.m. to 6:00 p.m. Arrivals after 6:00 p.m. may stay overnight in the Staging Area with no hookups until parking begins the next day. If you arrive before your registered date, there is a charge of \$75 per night.

KIDS – Bring them! Our youngest RVers will be treated to programming especially suited to kids ages 4-17. Registration cost covers materials for age-appropriate activities surrounding a daily theme that will keep your kid's busy learning, exploring and having fun!

Name: _____ Age: _____

Name: _____ Age: _____

ADDITIONAL GUEST – Members are welcome to bring additional guests for a fee. Include their names here:

Name: _____ BRN: _____

Name: _____ BRN: _____

PARKING TOGETHER – If you would like to park with family and friends, you must register to arrive on the same date, and you must arrive together.

PARKING GROUPS – Groups of 5 or more wishing to park with the SAME group **MUST** register as a parking group with HQ by August 24, 2024. All group participants must register to arrive on the same date. The group leader can call 937-596-5211 or email rally@airstreamclub.org to register the group. A coordinator of the Rally Arrival Team will contact the group leader and let them know what time to arrive.

COVID-19 NOTICE – An inherent risk of COVID-19 exposure exists in any public place where people gather. By attending this event, you understand and assume all risks related to COVID-19 exposure. ACI, its staff, officers, exhibitors, volunteers, members, service providers, and grounds personnel are not liable for any illness, injury, or death from COVID-19 related to your participation at this event.

CHECK-OUT TIME – October 11 by noon.

USE OF IMAGE – I grant ACI, and its employees and agents, an unrestricted right and license to use my image, likeness, name, voice, comments and/or other proprietary or public rights and/or those in any live recorded talks, broadcast, photograph, video, audio, audiovisual and/or other recording taken in connection with this event, for all purposes, in perpetuity and in any and all media now or hereafter known, without compensation.

ASSUMPTION OF RISK & WAIVER OF LIABILITY – I assume all risks and accept sole responsibility for any injury (including, but not limited to, personal injury, disability, and death), illness, damage, loss, claim, liability, or expense, of any kind, that I may experience or incur in connection with attending this event. I hereby release, covenant not to sue, discharge, and hold harmless, ACI, its employees, agents, volunteers, and representatives of and from any such claims, including liabilities, claims, actions, damages, costs, or expenses of any kind arising out of or relating to my attendance at this event.

STAY & PLAY IN SEDALIA



The 67th International Airstream Club Rally will begin on Saturday, October 5 and closing ceremonies will take place the evening of Thursday, October 10. Check-Out is Friday, October 11 by noon.

You may stay camped at the Missouri State Fair after the rally if you'd like! Camping is \$25 per night per spot, for up to 14 days. You can pay this fee **once you are on-site** to the Missouri State Fairgrounds Office via credit card, cash or check.

Here's some quick stats on mileage to the surrounding areas to help you start planning your extended stay for more *Fun in the Fall!*

- Arrow Rock – 50 miles
- Lake of The Ozarks, Sunrise Beach – 60 miles
- Lake of The Ozarks, Bagnell Dam – 66 miles
- Lake of The Ozarks State Park – 79 miles
- Kansas City, downtown – 90 miles
- Jefferson City, State Capitol – 61 miles
- Columbia, University of Missouri – 68 miles
- Springfield, Bass Pro Shop & Aquarium – 120 miles
- Branson – 168 miles
- St Louis, downtown, Gateway Arch – 190 miles



*Jersey Shore Haven Airstream Park,
September, 2023*

Yesteryear

Celebrating Airstreams throughout history




Editorial Review

The Silver Penny is published monthly by the Central Penn Airstream Club, Unit #164.

Wally Byam Airstream Club, Inc., (WBAC), is a recreational club of Airstream owners. All rights reserved. Editors of other WBAC publications may reprint material if credit is given.

Send articles and content to the Newsletter Editor/Designer at saylor4@comcast.net

Articles submitted for publishing must be sent to the newsletter editor by the 15th of the month preceding publication. Kindly use **AIRSTREAM NEWSLETTER** in the email subject line.



1970s

Courtesy airstream.com