

THE SILVER PENNY

Official Newsletter of the Central PA Airstream Club, #164

September 2023



Brad & Libby Trostle, BRN 11493

Parked in front of the Vermillion Cliffs during their two-month trip out west, they traveled round trip a total of 6,500 miles (a total of 238 hours of towing) from Pennsylvania to as far away as Missoula, Montana. They also manage to fit in a week at the International Airstream Rally in Rock Springs, WY mid-way through their travels.



**WBCCI: Wally Byam
Caravan Club International,
Inc.**

airstreamclub.org

Blue Beret online
blueberet@airstreamclub.org

**Central Pennsylvania
Airstream Club #164**

airstreamclub.org/central-pennsylvania

In This Issue

- Letter From the Unit President
- Rally Report
- Travels
- Recipes for on the Road
- Upcoming Rallies
- ...and more!

2023 Central PA Unit #164

OFFICERS

PRESIDENT Karl Schubert
717-315-3097 karlschubert1985@gmail.com

1ST VICE PRESIDENT Terry Hauschild
610-678-4727 haus599@comcast.net

2ND VICE PRESIDENT
Elizabeth Schubert
814-341-1822 eyesick@yahoo.com

SECRETARY Karen Fable
717-951-9949 aesopf96@gmail.com

TREASURER Roxann Bare
717-891-5343 drbare88@gmail.com

PAST PRESIDENT Michael Read
717-448-4917 mjkreadd3@comcast.net

DIRECTORS

1 year
Dan Bare
717-891-5343 drbare88@gmail.com

Carey Boland
610-905-1059 careyboland@gmail.com

2 years
Norm Fable
normanfable7987@gmail.com

Tim Palmer
tpalmer6@comcast.net

MEMBER ENGAGEMENT

WEBMASTER Libby Trostle
libbyalictrostle@hotmail.com

NEWSLETTER Walt & Margaret Saylor
484-333-3396 saylor4@comcast.net

MEMBERSHIP Michael Read
717-448-4917 mjkreadd3@comcast.net

From the Unit President

by *Karl Schubert*, President, Central PA Airstream Club

Hello, Club 164!




Fall is quickly approaching. Such a great time to sit around the campfire as the evenings are getting cooler. We attended two


rallies in August that were both memorable for us. We participated in the State Rally at the Whitehall Camp & Conference Center in Emlenton, PA. We stayed Thursday night at Beth's parents on the way out to help break up the trip. Then, on Friday, on our way, we traveled through Punxsutawney; what a nice little town with Phil statues all around with advertisements for local businesses. We then stopped at an abandoned railroad tunnel right off of Route 80. The road to the tunnel turned to stone about halfway in; it wasn't too bad, but it would have been something to consider when we chose to make this stop. This was still pretty neat to see and gave the dogs a break. It was such an eerie feeling as we approached the tunnel entrance; there was a spot where the air turned cool. You could take a few steps back; it was warmer, step forward, and cool air. The entrance to the tunnel was pretty much blocked, and we felt unsafe to go in, but there were walking paths all around. We then continued to the State Rally, where we had a great spot as there was plenty of room for everyone with great views and space for the dogs to walk. Friday night, we had happy hour and then dinner of hamburgers, hotdogs, and many other



En route to the State Rally, passing through Punxsutawney



Exploring the trail to the abandoned railroad tunnel



Crushed gravel road that leads to the railroad tunnel



food options, and ice cream for dessert. As we ate our dessert, Tye Mott, past International President, did a presentation on cleaning your Airstream -- what to use and what not to use. Beth and I did see his presentation at the Maine International Rally, so this was a good refresher and reminder, as we had forgotten many of the tips and tricks we will use. Once it got dark enough, we then set off Chinese lanterns. We had never done this before, it was neat to see them all take off into the night sky. Saturday, a great breakfast with the club president's meeting was held directly after (please see the State Rally update section in this newsletter).

We then went back to the campsite area as the Tri-County Animal Rescue was there with two dogs that were available for adoption with an area for donations if you chose, and they had some pet supplies for purchase. We then headed over to the Bechtel Barn, which was fun to look through and full of antiques. I got some records, and Beth got a small oil lamp for her nightstand. We then headed to a grocery store to get some small things and grabbed lunch. We then headed to the Hardwood Mall. This is the best mall I have ever been to. If you are into woodworking or looking for some furniture made from hardwood, this is the place to go. I did check into getting some Spanish cedar for the cigar humidor I am looking to build. Beth was checking out the wood glider chairs.

We then returned to our campsite to make our side dish for dinner. We then rested and took naps before dinner. Dinner was delicious, like any Airstream rally, with plenty of food! We were then entertained by the Good Times Big Band, which Cody Klinger (Al-Mon-O club president) conducted, played saxophone, and was MC. They were excellent! This was our second time seeing the band, and they did not disappoint. Sunday morning, the day we all dread, pack up day. Some breakfast items were left over, so we had a brief breakfast and said our goodbyes before we packed up and hit the road. It was a good drive back home.

We also attended the Bluegrass Rally held in August at the Laurel Hill State Park. We were happy that our schedule opened up and we were able to make this rally. We didn't stay at the Laurel Hill State Park campground as it was full but stayed at Pioneer Lakes RV park, which was only 2 miles away from the state park. It was a nice park with a lot of activities for kids. The downside was the tight camping sites and the live band playing Saturday night from 7:00-11:00 at a pavilion beside our campsite. Our dogs did not appreciate the drum's vibration or all the commotion. Friday morning, we got up and found a local diner for breakfast, Zambos Country Cottage Restaurant. We then explored the area, went to the state park visitor center,



Large, beautiful field campsite area of the 2023 State Rally with water & electric hookups



Left: Past International Airstream Club President Tye Mott presented on how to properly clean your Airstream at the State Rally, including what products to use and avoid.

Right: Everyone enjoying the delicious dinner Friday evening at the Pennsylvania State Rally



Left: Chinese lanterns were released during the State Rally

Right: Karl and Beth are trying to figure out the perfect time to release a Chinese lantern.



During the State Rally, Bechtel Barn Antiques was explored by Karl, Beth, and many others.


and spoke with one of the rangers regarding the festival and the exact location and parking. We then took the dogs on the Copper Kettle trail at the state park. This was a nice wide trail with crushed stone that passed by a stream and along Laurel Hill Lake. Later that evening, we went to the state park campground for happy hour and dinner as everyone gathered at one of the campsites. We returned to the state park for breakfast on Saturday morning and went to the bluegrass festival. The festival was excellent. We took an EZ Up tent for shade; some sat along the tree line for shade. Food vendors, craft vendors, and three bands played an early afternoon set and a later afternoon one (the Tussey Mountain Moonshiners, Sweaty Already String Band, and Echo Valley). Our favorite was Echo Valley. Beth's parents met us there for the afternoon. We then went back to our campsite to relax a bit before dinner. We had dinner at the state park campground and breakfast there Sunday morning. Sunday after breakfast, we packed up and headed for home, which was an easy drive down the turnpike. Several trailers headed west for the Keystone PA, Western PA tour rally.

As we near the last few months of 2023, please take notice of the added dates and location of the November club business meeting and the December board installation/Christmas dinner.

See you down the road!
Karl & Beth Schubert



Annie (dog,) rests on the Copper Kettle Trail at Laurel Hill State Park during our stay for the Bluegrass Festival Rally.



Left: Inside the Hardwood Mall in Emlenton, PA
Right: Chapel featuring all samples of wood at the Hardwood Mall, it was very beautiful



View from the campsite at the State Rally-large, beautiful area with plenty of dog room!



Left: Good Times Big Band, which Cody Klingler (Al-Mon-O Club President) conducted, played saxophone and was emcee for the State Rally entertainment Saturday evening.
Right: Some of the Airstreams at the State Rally

Welcome to Roger and Melanie Rorabaugh, of Mahaffey, PA! They are joining our club as Affiliate Members.

They own a 2023 Caravel 22 and their BRN is 04881.

We hope to see them down the road!



Bluegrass Festival at Laurel Hill State Park

Region 2 President

by *Gary Russo*, President, Region 2

During the month of August, Patti Galupo and I were busy connecting with clubs in Region 2. Patti was at a Watchung rally in Pennsylvania. Suzanne and I had the chance to take part in the Metro club's potluck dinner Saturday night and to meet with people at the Finger Lakes RV Resort. What a great assortment of food! The next week we were at Laurel Hill State Park in Pennsylvania where we connected with the Al-Mon-O club. We are off to a running start!

While at each gathering, Patti and I continued to emphasize that the clubs run on volunteers and that when a vote on a topic comes along, it is an opportunity to voice their opinions. I cannot stress how important it is for you to Vote! A very low percentage of the membership votes.

You are ambassadors for your club and WBBCI. I want to challenge all club members that if you see an Airstream Trailer without a Big Red Number (BRN), go over and ask if they are a member of WBBCI. If they are not them the advantages of being a member of the club.

Just a quick teaser, the Region 2 team has been working on the Region 2's 2024 rally! Save the date: May 3rd to May 5th. Right now, we have the date and are working with the event site on the particulars before we make the announcement of the location. Most people who know me knows that I like to have a theme for the event. The 2024 Rallies theme will be 'Pursue Your Adventure'. Airstreamers are the adventurists type.

Safe travels and see you down the road!

Gary Russo, #1061, Region 2 President
New York Finger Lakes Airstream Club (NYFLAC)



Hershey AMERICA'S LARGEST RV SHOW

See more than 1,300 RVs from 40 manufacturers at the 53rd Annual America's Largest RV Show®, September 13-17, 2023 at the Giant Center in Hershey, Pennsylvania. The show is THE place to shop and compare new RVs, find the latest accessories, upgrades, campgrounds, vacation destinations and related products.

www.largestrvshow.com

At this year's State Rally a President's meeting was held to discuss the future of the PA State Rally. I attended in representation of our club. After receiving about 5 replies to my email sent to our 92 club members prior to this rally, I voiced the concerns I received in those replies at this meeting. After discussion from the various PA state club presidents and members in attendance, it was voted and decided that the State Rally will be held every year with the Al-Mon-O club continually the host with each PA club providing a representative (or as many as they would like) to be a part of the planning committee. The seed money was voted and agreed to be transferred to Penn-Lehigh club to hold in the event it is needed by the host of the state rally for the state rally. Records and documents were read and provided to prove the seed money history and that the Penn-Lehigh club provided the original \$500 seed money when the state rally was first started.

If you are interested in being a State Rally representative for our club, please let me know ASAP so the committee can begin planning next year's state rally. We can have as many representatives from our club for this committee as we would like. So, all interested club members can be a part of this committee. The more members assisting this committee the easier it will be for everyone involved, no experience is required.

Karl Schubert

Campfire Cooking Tips for Fall



Campfire cooking in the fall can be a wonderful experience, with cooler temperatures and the changing colors of the leaves. Here are some campfire cooking tips specifically tailored for the fall season:

- **Plan Warm and Comforting Meals:** Fall is the perfect time for hearty and comforting meals. Consider cooking soups, stews, chili, and other one-pot dishes that can simmer over the campfire. These meals not only provide warmth but also fill the air with delicious aromas.
- **Use Seasonal Ingredients:** Take advantage of the seasonal produce available in the fall, such as pumpkins, squash, apples, and root vegetables. Incorporate these ingredients into your campfire cooking for fresh and flavorful meals.
- **Prep Ahead of Time:** Prepping ingredients at home before you head to the campsite can save time and effort. Chop vegetables, marinate meats, and measure out spices in advance to make cooking at the campsite more efficient.
- **Invest in Cast Iron Cookware:** Cast iron cookware is perfect for fall campfire cooking. It retains and distributes heat evenly, making it ideal for slow-cooked dishes. Bring a cast iron Dutch oven, skillet, or griddle to create delicious meals over the fire.
- **Bring the Right Tools:** Along with your regular camping utensils, consider packing long-handled utensils like tongs, spatulas, and skewers for safe and convenient cooking over the campfire.
- **Use Foil Packets:** Foil packets are a versatile and convenient way to cook a variety of foods over the campfire. Wrap ingredients like vegetables, seasoned meats, and potatoes in aluminum foil and cook them directly on the coals or grill grates.
- **Embrace Campfire Grilling:** Grilling is a classic campfire cooking method. Prepare marinated meats, sausages, kebabs, and even grilled vegetables for a tasty and satisfying meal.
- **Try Campfire Baking:** Fall is the perfect time to experiment with campfire baking. Make biscuits, cornbread, or even bake apples stuffed with cinnamon and brown sugar by placing them in the coals or using a Dutch oven.
- **Monitor the Flames:** Fall evenings can be chilly, and you might be tempted to build a larger fire for warmth. However, for cooking, it's best to maintain a consistent and controlled flame. Too much heat can burn your food or make it difficult to manage.
- **Stay Warm:** As you cook, the temperature can drop quickly, so dress in layers and keep warm clothing nearby. A warm drink like hot apple cider or cocoa can also help keep you cozy while you cook.
- **Have Lighting Options:** Fall days get shorter, and you might find yourself cooking in low light conditions. Bring headlamps, lanterns, or portable LED lights to illuminate your cooking area.
- **Practice Fire Safety:** Always prioritize fire safety. Keep a bucket of water or sand nearby for extinguishing the fire when you're done cooking and be sure to follow any fire regulations in your camping area.

With these tips, you'll be well-equipped to enjoy delicious and comforting meals around the campfire during the beautiful fall season.

Annual Membership Renewal Tidbit

If you joined the Airstream Club *after July 1, 2021*, your annual membership renewal date is based on your membership start date.

Any membership *prior to July 1, 2021*, your annual membership renewal date is January 1st.

Next time you renew your membership, you can set it to auto renew!

This will make it easier for you plus saves your club time and money.

Review/Update your membership information at airstreamclub.org/current-members

Roxann Bare has been our club Treasurer for close to five years and has decided to resign from this position. If you have any interest in taking over this position, please let me know ASAP. All interested club members will be put on our club ballot to be voted on during our club elections this fall. Below is a list of the club Treasurer duties.

Treasurer Duties:

-Manage the checking account (all aspects of account setup, maintain all financial records of expenses & income, & update eligible signers as they change every 2 years as officers change)

-Track incoming membership renewals, new & associate, for the membership list used by the Executive Board

-Coordinate with the Membership Chair to complete membership audits

-Send a monthly Treasurer Report to club President, Vice President, and 2nd Vice President

-Annually report the 990N tax filing with IRS


Thank you Roxann for stepping up the last few years and helping to keep the club's records balanced.

Karl Schubert

travels

40 Days on the Road, Part 1

by Terry & Wendy Hauschild, BRN 06229



Terry and Wendy (BRN 06229) are currently on a thrilling 40-day road trip (starting on August 10th, 2023) with their Bambi. They are exploring stunning destinations such as the Badlands, Mt Rushmore, Crazy Horse, Glacier, Yellowstone, Grand Tetons and Red Rocks. They are also taking time to visit the Henry Ford Museum and several Presidential Libraries/Museums, including those of Rutherford Hayes, Gerald Ford, and Dwight Eisenhower. Their journey will culminate in the September Rally at Shawnee PA State Park. We eagerly anticipate their full report next month.



maintenance & tech



MacGy-RVer: Not Welcome

by Michael Read, BRN 12413



In the RV world, death and taxes are not the only inevitables; there are mice, or in our case, our first mouse. Naturally, after catching the intruder, it was time to look for the opening or openings. The search didn't take long. Why would I think the wheel well Airstream uses would match the curvature of the body? You know I don't have a box full of Crayons, but I figured if I could put my fingers between the plastic fender well and the body's skin, a little mouse could also walk upright through the spaces.



How do I close the space between a plastic wheel well and an aluminum body? Good old spray foam. But wait, spray foam sticks to everything, especially things you don't want it to stick to. For this modification, I could only remove one wheel at a time, spray foam in the corner, remount the wheel, move to the next, spray foam, and continue until you have all voids between the wheel well and aluminum body filled with spray foam. I did use painter's tape to protect the aluminum from foam, even adding newspaper because the foam will expand, so cover any area you don't want foam, including the driveway. Let the foam sit for a day and harden. Remove one wheel at a time the next day and carefully trim any excess foam with a razor blade. Examine the area that needs to be closed. If you still find openings, spray more foam in the holes and let sit to harden another day.

It looks ugly, doesn't it? Once all holes are closed, and excess foam is trimmed off, clean the area you want to paint with household rubbing alcohol. Now, you are ready for more painter's tape and newspaper. Also, cover any area you don't want black undercoating or spray paint. We are now going to make the whole area and foam look nice.



Once you have everything you don't want sprayed with black bedliner or black paint covered, you are ready to paint. (Delay painting if it is a windy day). The basic idea is to put several light coats of spray paint on the foam



and either feather the paint or include the rear vertical fender well part of the painting process. Our aim is to make the foam and plastic fender well a universal black color. The foam will take about 3 or 4 coats. The paint dries fast, and you can finish painting, removing the tape and newspaper, and installing the four wheels in a couple of hours.

There is no space between the plastic wheel wells and the aluminum body. Fingers crossed, no more critters.

I added mud-flaps to stop the damage stones were making. Stones were being kicked up from the Airstream tires to the lower rear storage compartment on the curb side and damaging stones hitting the dump levers and PVC dump tube, continuing on hitting the roadside water compartment. Protection was needed.

Supplies: One large roll of painter's tape. Old newspaper. One spray can of expanding foam. A couple of flat razor blades. One putty knife is also great for removing unwanted foam. Rubbing alcohol, paper towels, One spray can of black bedliner or black paint. Don't forget patience and a good radio station. Don't rush; take your time and enjoy being outside.



upcoming rallies

CENTRAL PENN AIRSTREAM CLUB RALLIES & EVENTS

September 15-17

Shawnee State Park
132 State Park Road, Schellsburg, PA 15559-7300
Hosts: Dan and Roxann Bare, centralpenn164@gmail.com

October 20-22

Apple Festival at Little Buffalo State Park
Host: Central Penn Airstream Club supporting LCBC Church
Contact: Karen Fable: aesopf96@gmail.com, 717-951-9949 (cell)

November 19, 1:00 pm to 3:00 pm

Club Business Meeting
Collusion Tap Works
(founders/owners club members Doug & Celeste Barnes)
105 S Howard St, York, PA 17401
RSVP by 11/12 to karlschubert1985@gmail.com

December 10, 5:00 pm - 7:00 pm

Board Installation / Christmas Dinner
Marzoni's Brick Oven & Brewing Co. (Banquet room)
4925 Ritter Rd, Mechanicsburg, PA 17055
RSVP by 12/3 to karlschubert1985@gmail.com

REGION 2 RALLIES & EVENTS

September 7-10

Unit 71 Installation Rally at Green Lakes State Park
Fayetteville, NY
Hosts and Contact: Diane Bergquist and Eric Bergquist,
riprapmeadows@earthlink.net

September 14-17

Keystone PA Lancaster Balloon Rally
Mill Bridge Village and Camp Resort
Ronks, PA
Host: Keystone Airstream Club
Contact: Jennifer Eggers, jegggers@leadershiftinsights.com



September 22-24

Oktoberfest at Hamburg Brewing Company

Hamburg, NY

Host: New York Finger Lakes Airstream Club

Contact: Dick Saxton, saxtonrg@aol.com

September 28- October 1

Unit 71 Rally at Southwick Beach State Park

Henderson, NY

Contact: Hollie, flostream66@gmail.com

October 20-22

Keystone PA Installation Rally 2023

Beacon Hill Campground

Intercourse, PA

Host: Keystone PA Airstream Club

Contact: Kathleen Quinn, kathleenquinn56@cloud.com



Little Buffalo Apple Festival

Are you ready for the Little Buffalo Apple Festival in 2023? It's just around the corner! Get ready to camp out from October 18-22 and enjoy the festivities at Shoaff's Mill on Saturday the 21st and Sunday the 22nd. Just a friendly reminder that there won't be any water at the sites, so make sure to fill up at the bathhouse before heading to your site. This year, there will be plenty of outdoor booths, educational activities, food vendors, and entertainment to keep you busy. Follow us on Facebook for the latest updates on what's in store. For those who are new to the festival, you'll be happy to know that campsites are free for the duration of the event. However, each camper is required to volunteer for at least one Saturday and one Sunday shift. It's important that you make yourself available for any shift, as we'll need help with apple pressing, corn grinding, tours, samples, merchandise, and children's activities. Don't worry, the work is easy and you'll only be scheduled for a 2-3 hour shift daily. On Friday morning, we'll all pitch in to clean up at the mill, and Mindy will be providing lunch. Then, on Saturday night at 5:30 in the Park office, we'll all gather for a potluck dinner. All other meals are on your own, so plan accordingly. The sites will have electricity, and there's a dump station and bathhouse available for your convenience. If you're interested in attending the event this year, please RSVP to Karen ASAP and let her know which days you plan to attend. Keep in mind that there are only 13 sites available, and it's first come, first served. As we get closer to the event date, we'll set up a shift schedule and distribute it to everyone. Get ready for a fun-filled weekend at the Little Buffalo Apple Festival!

Little Buffalo State Park

APPLE FESTIVAL

October 21st & 22nd
10am-3pm

Enjoy live music & see the mill in full operation! We will be grinding corn with each mill tour, pressing apples and boiling apple butter throughout the day. Stop by to get a taste of the past with cornbread, apple cider, apple butter, and more!

Craft, Art, & Food Vendors	Educational Tables, Music, Storytime, & Kid's Activities	Pumpkin Painting Contest	Historical Art Demonstrators
Vendors to Include: Lennox Market Creating Treasures Magnolia Birch Company Local Artists Pottery by Monica Kindling Memories Candle Co Tastefully Simple Sylvan Dell Lavender Woodland Whimsey chainsaw carving <i>And more!</i>	Demonstrators to Include: Perry Piecemakers—Quilt Tying Perry County Beekeepers Spinning/ Weaving Blacksmithing Butter Making Activity Jay Smar—Folk Music (Sat)	Food to Include: Historians Soups & Baked Goods Cumberland Gap BBQ Speckled Moose Kitchen The Big Cheese	

Trails around festival are not paved but easily accessible. ADA drop off available at the mill & parking close by. Please leave pets at home. Service animals welcome. If you and your family or group are interested in helping in any way, or have any questions, contact the park office at (717) 567-9255.

Contact: Karen Fable: aesopf96@gmail.com or 717-951-9949

ANNOUNCING
C2C
THE CAPITAL TO CAPITAL CARAVAN

September 15 to September 29, 2023

The C2C Caravan is an initiative of ACI Region 2. It will launch on Friday evening, September 15 and wind up 2 weeks later on Friday morning, September 29. Region 2 is unique in that its area includes the capital cities of both the USA and Canada. Our days will be equally split between the USA and Canada.

This caravan will start with 3 days and 4 nights at the closest campground to the DC area, with ready access to rapid transit downtown. We will stroll the Mall at our leisure, visit as many of the wonderful Smithsonian Museums as possible and take in the sights of this beautiful capital city. One evening will be devoted to a guided tour of the most famous monuments, departing right from our campground.

We will then head north with several stops along the way to see some local highlights. Examples will include a museum devoted to country music, an afternoon cruise in the beautiful Thousand Islands and other activities still under development. Most driving days will be moderate in length with lots of scenery to plant in your memory banks!

The caravan will end at a campground inside the city limits of Ottawa, adjacent to hiking and cycling trails and close to rapid transit. We will tour the city on an open top bus, take a boat ride on the historic Rideau Canal (a UNESCO World Heritage Site) and visit a few of the museums and galleries in the city. Typically, by this time of year the Ottawa Valley will be resplendent in Fall Colours and we will direct everyone to some of the most spectacular drives. Evening campfires will give us time to relax and share our experiences. Our wind up dinner will be at a very popular buffet restaurant close by the campground.

As Caravan Leader, I like to run caravans that are rather laid back in style where everyone gets to know everyone else and people have opportunities to pursue some of their own interests. Biking, hiking, ziplining, enjoying a cold brew on a patio, whatever floats your boat! We will do our best to accommodate every interest. The estimated Kitty Fee is \$1700 US or \$2400 Cdn for an Airstream with 2 people. Deposit will be \$500 US or Cdn (lets keep it simple).

If this sounds like a fun way to spend some time with fellow Airstreamers, contact me right away. Participation will be capped at 20 rigs. Email me at 124caravan@airstreamclub.net and I will send you a registration form with details on how to make your payment.

Kerry & Betty Mattila, BRN 5417

67TH AIRSTREAM CLUB INTERNATIONAL RALLY

OCTOBER 5-10, 2024

MISSOURI STATE FAIRGROUNDS SEDALIA, MISSOURI

Seminars ♦ Exhibits ♦ Socials ♦ Entertainment
AirstreamClub.org/Rally2024 #ACIRALLY2024



Personal Information*

BIG RED NUMBER: _____

First Name	Last Name	Email Address
First Name	Last Name	Email Address
Address	City, State/Province	Zip/Postal Code
Phone Number	Phone Number	

This is my/our **FIRST** time attending an International Rally.

*Permanent changes to membership files cannot be made from this form. Please contact HQ to make those changes.

REGISTRATION FEES	QTY	RATE	AMOUNT
*RV on Site – Arrival Saturday, October 5		375.00	
Arrive 1 day EARLY – Friday, October 4		50.00	
Arrival 2 days EARLY – Thursday, October 3		100.00	
Arrival 3 days EARLY – Wednesday, October 2		150.00	
Adult (18 and over) per person		125.00	
Youth (13 and up) per person		75.00	
Children (4 to 12) per person		50.00	
Toddler (3 and under) FREE		0.00	
Lifetime Member Discount		-20.00	
TOTAL DUE			
Parking Group Choice - ONLY SELECT ONE (You may need to be a member of Intra-Club to park with group.)			
<input type="checkbox"/> ADA Accessible <input type="checkbox"/> Amateur Radio <input type="checkbox"/> Band <input type="checkbox"/> Boondockers <input type="checkbox"/> Classic <input type="checkbox"/> Future Streamers <input type="checkbox"/> Grapes & Grains <input type="checkbox"/> Indie Streamers <input type="checkbox"/> Pride Streamers <input type="checkbox"/> Stella's Sisters <input type="checkbox"/> Vintage Club			

RV AMENITIES – All RV spaces are full-service camping spaces with water, 50-amp electricity and sewer.

*RV on site – This is only for RV on site no humans included.

CONFIRMATION & PARKING INFORMATION will be emailed to the email provided above.

CANCELLATION POLICY - Refund requests are to be submitted in writing to rally@airstreamclub.org. Refund requests received on or before August 10, 2024 will be assessed a \$50.00 fee. Requests on or after August 11, 2024 will be assessed a 50% fee. NO refunds after September 21, 2024. **If you might have to cancel after that day, please consider obtaining travel insurance.**

----- OFFICE USE ONLY -----

Registration Date: _____ Rec'd By: _____ Registration Source: Mail Online Rally

Payment Type: Cash Check Credit Card Amt Paid: \$ _____ Check #: _____

Register ♦ Online www.airstreamclub.org/Rally2024 ♦ Mail ♦ Phone 937-596-5211

HOW TO REGISTER – Go to AirstreamClub.org/Rally2024, call HQ at 937-596-5211 or fill out this form and make a check payable to WBCCI, in US Funds Only, and mail to: WBCCI, P.O. Box 612, Jackson Center, OH 45334. Email questions to rally@airstreamclub.org.

ADA ACCESSIBLE PARKING – Special parking, if requested, is near the central rally area for members. We ask that you bring your government/state-issued placard or supporting documentation with you to the rally.

STAGING AREA – The Rally Arrival Team will be ready to park you when you arrive from 8:00 a.m. to 6:00 p.m. Arrivals after 6:00 p.m. may stay overnight in the Staging Area with no hookups until parking begins the next day. If you arrive before your registered date, there is a charge of \$75 per night.

KIDS – Bring them! Our youngest RVers will be treated to programming especially suited to kids ages 4-17. Registration cost covers materials for age-appropriate activities surrounding a daily theme that will keep your kid's busy learning, exploring and having fun!

Name: _____ Age: _____

Name: _____ Age: _____

ADDITIONAL GUEST – Members are welcome to bring additional guests for a fee. Include their names here:

Name: _____ BRN: _____

Name: _____ BRN: _____

PARKING TOGETHER – If you would like to park with family and friends, you must register to arrive on the same date, and you must arrive together.

PARKING GROUPS – Groups of 5 or more wishing to park with the SAME group **MUST** register as a parking group with HQ by August 24, 2024. All group participants must register to arrive on the same date. The group leader can call 937-596-5211 or email rally@airstreamclub.org to register the group. A coordinator of the Rally Arrival Team will contact the group leader and let them know what time to arrive.

COVID-19 NOTICE – An inherent risk of COVID-19 exposure exists in any public place where people gather. By attending this event, you understand and assume all risks related to COVID-19 exposure. ACI, its staff, officers, exhibitors, volunteers, members, service providers, and grounds personnel are not liable for any illness, injury, or death from COVID-19 related to your participation at this event.

CHECK-OUT TIME – October 11 by noon.

USE OF IMAGE – I grant ACI, and its employees and agents, an unrestricted right and license to use my image, likeness, name, voice, comments and/or other proprietary or public rights and/or those in any live recorded talks, broadcast, photograph, video, audio, audiovisual and/or other recording taken in connection with this event, for all purposes, in perpetuity and in any and all media now or hereafter known, without compensation.

ASSUMPTION OF RISK & WAIVER OF LIABILITY – I assume all risks and accept sole responsibility for any injury (including, but not limited to, personal injury, disability, and death), illness, damage, loss, claim, liability, or expense, of any kind, that I may experience or incur in connection with attending this event. I hereby release, covenant not to sue, discharge, and hold harmless, ACI, its employees, agents, volunteers, and representatives of and from any such claims, including liabilities, claims, actions, damages, costs, or expenses of any kind arising out of or relating to my attendance at this event.

STAY & PLAY IN SEDALIA



The 67th International Airstream Club Rally will begin on Saturday, October 5 and closing ceremonies will take place the evening of Thursday, October 10. Check-Out is Friday, October 11 by noon.

You may stay camped at the Missouri State Fair after the rally if you'd like! Camping is \$25 per night per spot, for up to 14 days. You can pay this fee **once you are on-site** to the Missouri State Fairgrounds Office via credit card, cash or check.

Here's some quick stats on mileage to the surrounding areas to help you start planning your extended stay for more *Fun in the Fall!*

- Arrow Rock – 50 miles
- Lake of The Ozarks, Sunrise Beach – 60 miles
- Lake of The Ozarks, Bagnell Dam – 66 miles
- Lake of The Ozarks State Park – 79 miles
- Kansas City, downtown – 90 miles
- Jefferson City, State Capitol – 61 miles
- Columbia, University of Missouri – 68 miles
- Springfield, Bass Pro Shop & Aquarium – 120 miles
- Branson – 168 miles
- St Louis, downtown, Gateway Arch – 190 miles



Smokemont Campground, Great Smoky Mountain National Park, NC

Editorial Review

The Silver Penny is published monthly by the Central Penn Airstream Club, Unit #164.

Wally Byam Airstream Club, Inc., (WBAC), is a recreational club of Airstream owners. All rights reserved. Editors of other WBAC publications may reprint material if credit is given.

Send articles and content to the Newsletter Editor/Designer at saylor4@comcast.net

Articles submitted for publishing must be sent to the newsletter editor by the 15th of the month preceding publication. Kindly use AIRSTREAM NEWSLETTER in the email subject line.



Yesteryear

Celebrating Airstreams throughout history

The Silver Cloud makes a comfortable home. The awning makes a front porch.

The Silver Cloud

The Silver Cloud is a finished trailer. It is the leader of the Airstream line, and complete in every respect. Many consider it the ideal trailer at any price. The practical Airstream galley is at the left of the door as you go in. The double bed is at the rear. It can be left made all the time. If you want to get the bed clothing out of the way you can do it quickly and easily by rolling it back into the curve of the body at the rear. We provide you with four big nice pillows to match the upholstery to place in front of the bed roll. And thus you have a very comfortable davenport. If you want to fold the bedding up, there are two big drawers under the bed. The large clothes closet has a double door that divides the trailer into two rooms. The chest of drawers has a sliding top which discloses the wash basin. The sliding top can also be used as an additional serving table.

The front of the Silver Cloud has a combination breakfast nook, double bed, or twin beds. And all practical and workable. The table can be used in three positions. If you want two twin beds you simply pull the bed ends and the bed extends out to a full length single bed, especially nice if you have a son or daughter. The back rests fill in for the extra mattresses. If you want a double bed you drop the table to fill up the central portion, and the same back rests help to make a big, comfortable full sized double bed.

A floor plan somewhat similar to the Silver Cloud is almost universally used in England. Many American trailers are coming to it. It is the most logical general purpose floor plan possible to devise.

Length 15 ft., Wt. Approx. 1380 lbs.

The Silver Cloud Complete \$695.

The front of the Cloud.

12

1938 Silver Cloud 15

The Silver Cloud lasted into 1938. Note the price increase over 1936 – the Depression was ending.

Courtesy vintageairstream.com