

**Official Newsletter of
the DelMarVa
Airstream Club #026**

April 2023

In This Issue:

Page 2: DelMarVa President's
Message

Page 2: DelMarVa Officers and
Volunteers

Page 3: Region 2 President's
Message

Page 3: 2023 Club Calendar

Page 4: Welcoming New
Members

Page 5: Airstream – Porsche
Concept Trailer

Page 6: Airstream Travel
Planning

Page 9: Airstream Rock Guard
Strut Repair

Page 13: Member Story –
“Nellie”

Page 14: Member Story – “Solo
Streaming Sisters”

Page 15: This Month's Featured
Caravan or Rally: Joint
Maintenance Rally

Page 16: Meet the DelMarVa
Airstream Club Officers and
Volunteers

Page 20: The Looking for
Information and Advice Corner

THE DELMARVA BEACON



*“Nellie” Photo by Shannon Stevens BRN# 9345
At Cape Henlopen State Park, Delaware*

**WBBCI: Wally Byam
Caravan Club International Inc.**

airstreamclub.org

Blue Beret online

blueberet@airstreamclub.org

**DelMarVa
Airstream Club #026**

airstreamclub.org/delmarva



DelMarVa Airstream Club #026 Officers and Volunteers

President.....
Andy Dowell

1st Vice President.....
Vacant

2nd Vice President.....
Vacant

Recording Secretary.....
Katharine Dowell

Treasurer.....
Chuck Helwig

Trustees.....
Katharine Dowell
Charlie Michels
Mike Field

Member Engagement

Membership Chair.....
Roger Sansom

Webmaster.....
Andy Dowell

Newsletter Editor.....
Denis Clements

DelMarVa Club President

By Andy Dowell, BRN# 06684, President DelMarVa Airstream Club



Hello DelMarVa Members:

What crazy weather - springtime in February and March! I should be outside polishing the trailer.....but... I'm lazy, and it can wait a bit.

We're so looking forward to the Maintenance Rally in April at the Queen Anne County 4H Park in Centreville. Great opportunity to meet other Airstreamers, get some good

technical advice, and get the ol' rig ready for the next adventure. We will also have our spring business meeting Saturday afternoon. We still need a Vice-President. Interested? Get in touch with me. We will also elect a Delegate and Alternate for the International Rally.

Are you going to the Region 2 Rally in Niagara Falls Ontario? Perhaps we can caravan up there. Let me know, and we can put some plans together on when to leave, where to stay, etc.

Are you going to the International Rally in Rock Spring Wyoming? Again, another great caravan opportunity. Katharine and I will be heading to Rock Spring right after the Region 2 Rally.....Boulder actually, and a week early, so I can practice with the Airstream Band. During the Rally we will be staying at a nearby KOA, since the Rally is full.

Looking forward to seeing all of you in April. Please return your Maintenance Rally coupon as soon as possible so we can make plans for the Rally.

Safe Travels, and we hope to see you down the road!
Andy Dowell, BRN#06684

DelMarVa Airstream Club Calendar

- Joint Maintenance Rally
 - DelMarVa Airstream Club Dinner and Business Meeting
 - Location: Queen Anne's County 4H Park, Centreville, MD
 - Dates: April 28 – 30, 2023
 - Contact: See Page 10
- May: TBD
- Region 2 Annual Rally
 - Location: Niagara Falls, Ontario
 - Dates: 2 June – 6 June, 2023
 - Contact: TBD
- 66th International Rally
 - Location: Rock Springs, WY
 - Dates: 24 June – 30 June, 2023
 - Contact: Check the ACI Website
- July: TBD
- August: TBD
- Fall Business Meeting with Installation of Officers
 - Dates and location to be determined

Region 2 President

By RJ Marquette, BRN# 13270, President, Region 2

Hello DelMarVa Members

Hello, everyone. I ended up taking off last month from doing notes because the end of the month caught me by surprise, and then I decided to wait until we had the Region 2 Rally registration open - which we now do! Here's the URL: <https://form.jotform.com/223457122866156>. The cost is \$35 Canadian per adult, kids under 18 are free. Canadian members can pay either by eTransfer (preferred to save money) or Paypal; us Americans can use Paypal to pay with a credit card. Paypal will do the conversion for us; when I registered, it worked out to about \$53 USD for Erica and me. If you haven't already, don't forget to contact the campground, too. Sites are still available! The rally is June 2-6, but you can come early or stay late. We have more information about the campground and things to do in the area on the Region 2 Rally page here: <https://airstreamclub.org/region-2/2023-region-2-rally>. Also, if you are crossing the border, that page has links to information about the restrictions in place for food, pets, and weapons.

In other big news: The 2025 International Rally will be in Region 2! It will be at the York Expo Center in York, Pennsylvania, August 23-28, 2025. Mark your calendars! It's over two years away, but I'm already excited. Erica and I camp at the Expo Center every year for a gameroom show and know the grounds and several of the buildings well, so this will be like holding International in our own backyard.

In February, Erica and I took our trailer to Raleigh, North Carolina for an outdoor hockey game. Our team lost the game, but we had a great weekend. Aside from a day of rain, the weather was good, although temperatures ranged from freezing to warm enough to need the air conditioner. Traffic getting into the game was a mess, but it wasn't a problem for us - we just walked across the street and were in the parking lot of the stadium!

See you down the road!
RJ Marquette, BRN# 13270

Welcoming New Members

New Member Profile – Dave and Catherine Voorhees, BRN# 7551


Originally, Dave is from Canton, Illinois (downstate south of Peoria), and Catherine is from Ridley Park, Pennsylvania (Delaware County, outside of Philadelphia). We met in 1982, got married in 1988, and raised a family (Marien and John) in Alexandria, VA. We currently reside in Lewes, Delaware with our disabled son, John, and dog, Willy.



Catherine at Cape Hatteras

Dave is a patent attorney and Catherine is a patent examiner for the US Patent and Trademark Office. Catherine's duty station is our home in Lewes.

Dave works virtually and goes to his office in Alexandria once a week. We are both caregivers for John, who is recovering from a Traumatic Brain Injury (5/2015).



Dave at Devils Tower

We backpacked in our 20's, car camped in our 30's, and bought a 28' Nomad travel trailer with bunks right after 9/11 so we could get away to National Parks, State Parks, and National Forests. When the kids were young, we would camp in the mountains (Shenandoah NP) one weekend and the next weekend at the beach (DE and Outer Banks, NC) during the summer. We would camp at Hershey Park (PA) and Busch Gardens (Williamsburg, VA) theme parks annually, and toured/camped the Smoky Mountains, the Adirondack Mountains, Yellowstone and Grand Teton National Parks. Then, they became teens and camping was in the past.

Dave had always wanted an Airstream. The country closed down for Covid-19 and the trips that Catherine had planned to break from caregiving did not happen. We needed to get away. Thus, we began our search for a travel trailer that would accommodate John's lack of mobility. The Airstream has a lower profile and is closer to the ground, so it is easier for John to get into and out of the trailer. The Airstream has been perfect for our disabled son, and he has progressed to being able to walk with assistance down the aisle.

Our maiden voyage with our Airstream was to Cape Henlopen State Park in April 2021. Followed by our trip to Shenandoah National Park and Great Smoky Mountain National Park via the Blue Ridge Parkway in May, 2021. Trip to Acadia NP in July 2021 and a trip to North and South Dakota and Wyoming. May 2022, we traveled to

Arizona camping at Mather campground in the Grand Canyon National Park and near Winslow Arizona for the Petrified Forest National Park. We also saw Zion, Mesa Verde, and Great Sand Dunes National Parks, and stayed at a number of state park campgrounds during our Spring 2022 trip. Vermont in July of 2022 and then Frisco NC at the Hatteras National Seashore, Elkmont Campground in Great Smoky Mountain National Park, Mammoth Cave campground, and camped in a state park near New River Gorge National Park. We enjoy seeing National Parks and believe that driving is the best way to see America.

We haven't attended any rallies yet but would like to learn more about such trips.

On our maiden voyage, we met a fellow Airstreamer who introduced us to this club. On our trips, we have camped beside other Airstreams (by chance) and we always learn something new. On the road, Airstreamers blink their lights to recognize the Airstream. Just owning an Airstream seems like you belong to a club.

Airstream - Porsche Concept Trailer

From Your Newsletter Editor: Just Saw This!



Airstream Travel Planning

An article by: Paul & Elaine McVinney, Lewes, DE, BRN# 7815

We have been RVing for about 15 months and have developed an approach to travel planning we thought was worth sharing. We are sharing it with you not because we found the best approach; far from it! We hope to get your feedback to improve our current way of doing business.



We approach travel planning from three levels. At the highest level we look out about a year and see what time windows are available to travel and the general destinations we'd like to see. We're somewhat hemmed in by medical

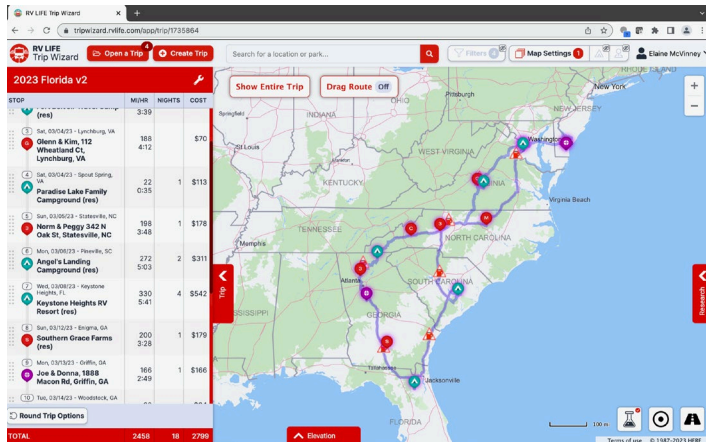
appointments and family events (can't miss the nephew's college graduation!), so certain blocks of time lend themselves to travel, with smaller windows of course meaning shorter trips. We don't push to see iconic destinations in a short time; we give each destination the time it deserves. We also try to incorporate some must-attend events (like Paul's



college reunion) into our larger travel plans. Our high-level plans for 2023 include Florida in March and Alaska in the summer and fall. 2024 plans include Florida mid-Jan to mid-March and eastern Canada in the summer and fall. We will fit in shorter trips as our other commitments permit.

Once we nail down time frames and general destinations, the second level of planning is more detailed where we figure our general route of travel, specific sights to see, and specific places to stay. We aren't full-time RVers so every trip

starts and ends from our home in Lewes, Delaware. We live about a three-hour drive from the grandkids in northern Virginia, so seeing them is the first and last stop of every trip. Many of the places we plan to visit are the homes of family and friends. We'll **moochdock** or camp near them and stay for a night or two. We have cousins and friends we haven't seen in ages and so far, everyone has been happy to get together. As a retired military family, we have friends across the country, and we try to maintain those friendships with stops at/near their homes.



Route planning also means incorporating big sites (Niagara Falls) and smaller sites (Frank Lloyd Wright's Fallingwater). We are torn between taking interstates (high speeds and more miles covered in each day) versus US routes and state routes (many small towns across America are hidden gems with great locally-owned restaurants and stores). At this level of planning, we use RV Trip Wizard.

There's a learning curve to using Trip Wizard. It first seemed a little awkward but like any other software, every time you use it planning becomes a little easier.

This article is not a plug for RV Trip Wizard. I happened upon it and just started using it. Search for "best RV trip planner" to find articles comparing the most popular planning apps to see which one is right for you. RV Trip Wizard doesn't cover every possible camping location, so we supplement it with other sites we keep open while planning:

- Campendium (<https://www.campendium.com>) We have come across sites in Campendium that weren't in Trip Wizard
- Campspot (<https://www.campspot.com>) The greatest value of Campspot is that the app searches all campgrounds near your destination for availability rather than you manually searching local campgrounds one by one to find available sites (although we aren't sure what campgrounds Campspot doesn't cover).
- AllStays (<https://www.allstays.com>): Huge database of camping sites with sites like some public lands, some military, and casinos that Trip Wizard sometimes doesn't have.
- HarvestHosts (<https://membership.harvesthosts.com>) This site includes both Harvest Hosts locations and Boondockers Welcome locations. The website has an incredible galaxy of places to stay; farms, wineries, golf courses, churches, museums, and more that open their parking lots to a few campers, typically for one night. You will boondock at these free sites, and most are well worth it. Some ask you to eat or buy their wares, but hey, you have to eat dinner somewhere.
- RV Dump Stations (<https://www.rvdumps.com>). Valuable when in between boondocking sites and you need to dump your tanks.
- US Military Campgrounds and RV Parks (<https://www.militarycampgrounds.us>). A helpful site for current and retired military members who can access RV parks on military bases.
- Recreation.gov (<https://www.recreation.gov>). Over 4000 sites controlled by these federal agencies: Bureau of Land Management, Bureau of Reclamation, Bureau of Engraving and Printing, Federal Highway Administration, National Archives & Records Administration, National Oceanic & Atmospheric Administration, National Park Service, Presidio Trust, Smithsonian Institution, Tennessee Valley Authority, Fish and Wildlife Service, US Army Corps of Engineers, and US Forest Service.
- Airstream-only parks (<http://www.viewrvs.com/airstream-parks.php>). The 13 AS-only parks across the US are listed here.

- Airstream Courtesy Parking (<https://airstreamclub.org/members/courtesy-parking-directory>). AS Club members can avail themselves of free parking spaces offered by other club members. Hundreds of sites across the US and Canada.

We also keep a tab open with Google Maps. It's helpful to quickly see how far your campsite is from your friend's house or the tourist attraction you really want to see. We typically plan to travel 250-300 miles a day. Being retired we don't need to kill ourselves with long days in the seat.

This list of tabs seems like too much to keep track of at once, but we mainly rely on a few and refer to the others when needed. When deciding where to stay, we rely heavily on reviews by other RVers so we do our best to provide honest reviews of the sites we stayed at. Please do take a minute to offer your opinion on the sites where you have stayed.



Finally, at the third and most detailed level, we take a couple of minutes every day we're on the road to look over the next day's route and weather. Having a sense of the route lets us know where we can stop for breaks, get gas, and shop for food. The next day's mileage lets us know when we need to hit the road in the morning.

As for weather, we rely greatly on Dave Titley's RV Weather Site (<https://rvweather.com>). He does our community a great service with daily forecasts, severe weather warnings, longer range forecasts across the country, and weather safety tips. Sign up for his daily email!

OK, that's about it for planning. As I mentioned before, the purpose of this article is to throw some planning ideas out to the Airstream community to find out from you more seasoned travelers what tools you use and how you approach travel planning.

**Thanks for reading - and safe travels!
See you down the road!
Paul & Elaine McVinney**

Airstream Rock Guard Strut Repair

An article by: Bart Balint, BRN# 2491

A few years back, during a trip to California, I noticed that one of the acorn nuts that held the upper edge of the driver's side rock guard went missing. No issue, as I just picked up a few and replaced it within a few days. I didn't think much of it until five years later when I noticed cracks in the aluminum shell underneath that rock guard. A small leak inside the trailer was not far from the front gauch. It made sense that the small leak might be coming from these cracks. (Figures 1 and 2)



Figure 1



Figure 2

A trip to Jackson Center was an option, but I decided to try to patch this myself. I read a few forum entries and watched several YouTube videos on Cleco Clamps. I already had some shaveable Olympic rivets, so it was just a matter of what sizes of Cleco Clamps I needed. I ordered a couple of sizes just to be prepared!

In the picture to the right, with the strut removed, you can see the cracks throughout this area. Only a large patch that covered all of this would help hold this spot together. (Figure 3)



Figure 3




Figure 4

I just happened to have some aluminum sheeting appropriate for this task, so I created a template and cut out a rough rendition. As an artistic touch, I decided to add some sun rays that would peek out from behind the rock guard. (Figure 4)

A problem came into view immediately. The patch was flat, and where I needed to place it was curved. Somehow, I needed to give a gentle curve to the patch. And the answer to that was the English wheel that I had. (Figure 5)



Figure 5



Figure 6

Getting the curve just right took a lot of back and forth. Then came the big step of the first drill hole. After drilling the holes, I set up the Cleco clamps several times. At the same time, I drilled holes for the rock guard strut. (Figure 6)

Once it all lined up with the Cleco clamps, I spread a generous amount of TremPro 645 evenly onto the backside of the patch. The Cleco clamps were reapplied lining everything up nicely. I took each clamp off one by one and replaced them with the Olympic rivets. (Figure 7)



Figure 7

I also had a rivet shaver, and soon the rivets were just like the originals on the trailer! Once it was all fastened and shaved (Figures 8 and 9), I applied Captain Tolley's Creeping Crack Cure around the edges. Captain Tolley has helped me with several small leaks over the years.



Figure 8



Figure 9

Overall, it was quite fun learning how to do this and implementing what I had learned. I have another small scratch on the side of my trailer, and I have toyed with covering that with another artistic endeavor!

Notes from DelMarVa Members

Cape Henlopen State Park, Delaware and Firefly Festival Dover, Delaware

Text and Photos by: Shannon Stevens, BRN# 9345

Here's a shot of "Nellie" our 1961 22' Safari at Cape Henlopen State park a few weeks back. Also another shot on the way back with my uncommon rig.



Also included are shots of camping at Firefly Festival in Dover. Some shots of Airstreams as props in the festival.



Notes from DelMarVa Members

Airstream "Solo Streaming Sisters"

Text by De Matthews, BRN# 4529



That's me on the right!

I would like to briefly introduce myself to you as I don't seem to make many events. I am retired and married to a non-camper who supports my interest and love of camping. He helps me with maintenance and repairs of my 2014 Bambi Sport (16') as needed. I am now fairly knowledgeable and independent with most aspects of trailering and camping. I have owned this trailer for 5 years.

I am a member of another Airstream group, The "Solo Streaming Sisters." We have a FB page and have been around for about 3-4 years.

My first International Rally was this past summer in Maine, I was with the "Solo Streaming Sisters" as we traveled northward together as a group.

I traveled April 2022 for 3 weeks with my splinter group of women Airstream owners appropriately called the "Solo Streaming Sisters." The month of April was dedicated to visiting the Gulf Shores region of Texas, Mississippi, Louisiana, Alabama and the Florida panhandle.



Sunset on the Entrance Road to Fort Pickens State Park, FL.

There were 5 rigs including myself. We took a leisurely drive across the coastal areas staying 3-4 nights in each of the following: Davis Bayou State Park (MS), Fort Pickens State Park (FL) and Big Lagoon State Park (FL). All were great choices. I would return to any of them. Gulf Shores State Park had the best cycling paths and allowed ebikes.



I had made arrangements to visit family outside Birmingham, so I departed from the group and headed back to Alabama. I would wholeheartedly recommend Oak Mountain State Park in Pelham, AL. This state park is almost 10,000 acres and has very generous campsites. The campground is located about 5 miles inside the park. Each loop has its own pavilion with free wifi at the pavilion.

There are 2 lakes with all water amenities for rent. It includes a sand beach for swimming, as well as a newly renovated wading pool. There is a professional golf course, horse stables with a small show arena and trail rides as an option. A new archery range, BMX and mountain biking trails as well as varied hiking trails are located throughout the park. I was absolutely amazed with all this park has to offer. You would never need to leave and be entertained with something different every day.

This Month's Featured Caravan or Rally:



Joint Maintenance Rally 2023 DelMarVa – Keystone – Mid Atlantic

**April 28, 29, 30 – 2023
(No Thursday Arrivals)**

**Venue:
4-H Park
1945 4-H Park Road
Centreville, MD 21617**

Rally Fee \$ 150.00 / Trailer

Rally Fee Includes:

- Two nights camping with water and electric.
- Dump station available on Sunday.
- Dinner on Saturday evening.

Supplies for maintenance tasks; torque wrench, propane leak detector, battery tester, fluids, etc. will be provided.

Rally Coupon

Name(s): _____

Address: _____

Club: _____

e-mail: _____ Cell: _____

Specific maintenance questions or topics you would like covered at the Rally:

To register for the rally: clip the rally coupon and mail with check to:

**Charles Helwig
206 Rocky Meadow La.
Dover, DE. 19904**

Sign-up Deadline: March 15

Make checks payable to: Delmarva Airstream Club

Contact Number: 302-270-7618

Contact e-mail: helwigcw@icloud.com

To hold the rally we need a minimum of eleven units signed up by March 15

Meet the DelMarVa Airstream Club Officers and Volunteers

Being somewhat new to the DelMarVa Airstream Club myself, I thought it would be great to publish photos of our Officers and Volunteers so you might be able to pick them out at upcoming meetings and rallies.



**Andy Dowell, President
And Webmaster**



**Katharine Dowell, Recording Secretary
And Trustee**



Chuck Helwig, Treasurer
(with Maggie)



Mike Field, Trustee



Charlie Michels, Trustee
(with Nancy Eldridge)



Roger Sansom, Membership Chair
(with Celeste)



**Denis Clements, Newsletter Editor and Flag Bearer
At The 2022 Fryeburg, ME International Rally**

The Looking for Information and Advice Corner

If you would like to post a question or comment for the DelMarVa Airstream Club folks, please let me know.

Looking for nuggets that would be good info for our club members.

Looking for questions that you would prefer to keep in the club.

Editorial Review

The DelMarVa Beacon is published monthly by the DelMarVa Airstream Club Inc., #026.

The Airstream Club International (ACI) Inc., is a recreational club of Airstream owners. All rights reserved. Editors of other WBAC publications may reprint material if credit is given.

Send articles and content to the Newsletter Editor, Denis Clements: denis.clements@gmail.com

Articles submitted for publication must be sent to the newsletter editor by the 20th of the month preceding publication. Kindly use AIRSTREAM NEWSLETTER in the email subject line.
