



Utah's Wasatch Airstream Club



A MESSAGE FROM THE PRESIDENT



Howdy! As incoming unit president and on behalf of the entire UWAC board, I'd like to extend a big welcome to all new members and affiliates, and a hearty thanks to all our great friends in the club that make this such a wonderful experience.

Holly and I first joined in 2016 in time to attend UWAC's very first rally in Torrey which was a big success. As we look to the future, we'd like to reflect on the past eight years of local club growth and share the many things about UWAC that we are grateful for — important keys that will help the club continue to be fun, vibrant & successful:

✓ **Lifelong Friendships** - We didn't know in 2014

2024-2025 UWAC Officers & Directors:

President

Ron Jorgensen

1st VP

Vic Gabrenas

2nd VP

Danny Simmons

Membership

Bonnie Ruskauff

Treasurer

Keith Lund

Events

Kevin Buehler

Recording Secretary

Barb Powell

Social Media

John Ruskauff

Newsletter Editor

Jeanne Lund

Website

Ron Jorgensen

Past President

John Ruskauff

airstreamclub.org/utahs-wasatch

when we bought our 27' Classic trailer that we'd soon discover the Airstream Club and it's rich array of activities; since 2016, we've been gifted many new friends and some that are as close as family — we truly treasure our time and friendship with these great folks.

- ✓ **Exemplary Club Pioneers & Trailblazers** - Special thanks to our club founders, Ben and Julie Schofield, for getting our chapter off the ground, the strong foundation of activities, and fine example of dedicated leadership in our formative years. We also acknowledge the outstanding leadership in subsequent years from Jim Powell and John Ruskauff, and the major contributions from their spouses, Barb Powell and Bonnie Ruskauff. Each of these individuals has done a remarkable job in helping the club grow and prosper. And it's a lot of work! Finally, congratulations to Bonnie & John Ruskauff as the distinguished recipients of the inaugural UWAC Trailblazer Award that was presented at the 2023 annual dinner for truly extraordinary service.
- ✓ **Quiet Heroes of the Board** - Much of the workload of the club has been shouldered for years behind the scenes by our outstanding board officers & directors. Big shout-outs to Bonnie Ruskauff (membership), Keith Lund (treasurer), Jeanne Lund (newsletter), Barb Powell (secretary), Vic Gabrenas (1st VP) and Kevin Buehler (events director), as well as all past and present board members—keeping the shiny side up, year-in & year-out. We also extend a warm welcome to Danny Simmons (2nd VP) as the newest addition to the board. John Ruskauff continues to serve on the board as past president and social media coordinator.
- ✓ **An Extravaganza of Events** - So grateful for the busy calendar each year —rallies, caravans, and that annual dinner don't happen without members who step up to host these wonderful events. Due to the combined efforts of many, we've continued to expand our calendar of events from 2 or 3 per year in the early years to 9 or 10 per year including multiple unit caravans. Please think about hosting or co-hosting to help share the load.
- ✓ **Wider Connections** - Cheers to International and Region 11, adding depth and flavor beyond our local events. Missed the 2023 International Rally in Rock Springs? It was amazing! Please consider caravanning with us to Sedalia, Missouri for the next one.
- ✓ **Shared Adventures** - Huge thanks to members who've shared their favorite places, like Kelli and Ron Araujo leading the unforgettable Greater Yellowstone caravan in 2023. We've thoroughly enjoyed countless rallies at so many fun and beautiful locations, but none of it happens without the willingness of folks to step forward. Never hosted? Don't worry - it's simple with no right or wrong way to do a rally.
- ✓ **Club Camaraderie** - One of our favorite aspects is the friendliness of the club where everyone is welcome, all are treated with respect, and we carefully avoid divisiveness. Hey, if Vic's around, ask him about a morning latte or espresso.
- ✓ **Collective Wisdom** - We love swapping of trailer stories, travel tales, camping tips, recipes, maintenance & repair tips, and the latest in gizmo\$ and gadget\$ —it's a fun and helpful tradition based on a common love of Airstreaming. And we love to take a look inside one another's trailers and motorhome (when invited), everything from new models to remodels to vintage units with original furnishings. Such a fun variety!
- ✓ **Sleek, Iconic Airstreams** - They're not just trailers, they're shiny works of art that stand out from the rest (SOBs)... who doesn't love a good photo of the UWAC line-up at a campground? And on balance, they're well-built, functional and cozy.

- ✓ **An Active Lifestyle** - We love all the fun stuff that this group likes to do including outdoor activities like hiking, biking and rafting — our club outings let us enjoy the world's beauty in some truly amazing spots. And we often throw in a few tours and restaurant or pub activities to round things out — hey, anyone for some Grizzly Bear watching? Oh, and this is a really dog-friendly bunch (cats are welcome too!)
- ✓ **Ample Festive Gatherings** - From happy hours to potlucks, morning coffee & juice to restaurant dinners & pub meetups, our group get-togethers are the heartbeat of our UWAC community. We appreciate the great food, camaraderie and good times.
- ✓ **Campfire Magic** - We're grateful for the frequent campfire gatherings where we're able to visit even more, share stories, and take-in the night sky. And yes, we occasionally bring a telescope to take a closer look at all the celestial beauty!

We could go on even more but that's enough for now. Suffice it to say that Holly & I are grateful to be members of this awesome club, and we look forward to seeing each of you at one or more events this year (see club website at <https://airstreamclub.org/utahs-wasatch> for more details & info. on planned events.) Thanks for your participation!!


Best Regards - Ron Jorgensen
President, Utah's Wasatch Airstream Club
 BRN 1218

Stories from the Road

Boondocking with the Buehlers

September Mackay, Idaho
Kevin and Elizabeth Buehler

At the end of September Kevin and Elizabeth Buehler (BRN 12225) headed to Mackay Reservoir in Idaho to celebrate our son Antonio's birthday. The first surprise came when we awoke in the morning after arriving in the dark and saw a dry lake bed. The reservoir's dam failed over the summer and planned fishing did not happen. While Antonio and Elizabeth explored the remains of the reservoir, Kevin attempted Borah Peak, the tallest mountain in Idaho. He gave it a good try but was forced to turn around in a high altitude scree field. His







attempt was rewarded with cold local beers and excellent food at L7 Bar & Grill in Mackay. It's nice when a small town gem lives up to its reputation. L7 had amazing brisket and roast beef sandwiches. The fries and, surprisingly, the egg rolls were delicious.

The next day, Saturday, the family visited Craters of the Moon National Monument. It was super cool walking around different lava formations. Plus, an added bonus was being able to listen and watch college football throughout the day.

Good trip! *Kevin Buehler, Events Director*

Oct. 12-15 - Valley of Fire Rally Richfield, Utah – October 2023 - "Ring of Fire" Annular Eclipse Rally, Richfield, UT.

What a great event. The weather was cold and crisp but the air was clear. Those who attended had great company and a perfect view of the eclipse. Go to Facebooks - Utah's Wasatch Airstream Club - for more great pictures and comments.



Nov. 15-19 -Formula 1 Race, Las Vegas, Nevada – **CANCELLED**

November 2, 2023 - UWAC Annual Meeting & Dinner — Nov. 2023

Hosted by Bonnie & John Ruskauff

Thirty UWAC members attended the UWAC annual meeting and dinner at the Cheesecake Factory in downtown Salt Lake City. John Ruskauff called the annual meeting to order, verified a quorum, and with assistance of the Board conducted an efficient review of club status. Overall, the club is in excellent shape with strong membership, finances and a robust slate of club activities, past and future.



The dinner served was excellent with hors d'oeuvres, a choice of entries (chicken, salmon, pasta) and of course, a giant serving of cheesecake.



Ron and board representatives presented the 2023 UWAC Trailblazer Award to Bonnie & John Ruskauff with a gift and recognition as recipients of the inaugural UWAC Trailblazer Award for extraordinary service to the club. This award is bestowed upon those members whose unwavering contributions to our local club go far beyond the ordinary, embodying the enduring spirit of the Wally Byam Creed. See the UWAC website (airstreamclub.org/utahs-wasatch) for more details on this award along with our previous

recognition of UWAC club founders and pioneers.

The meeting part of the event ended at approximately 7:30 pm and dinner was served. Special thanks to Bonnie and John for arranging an excellent dinner and meeting, and for their many years of outstanding service to the club. Also, special thanks to all the club officers, directors, volunteers, hosts and co-hosts that made 2023 a very successful year for Utah's Wasatch Airstream Club. This is a shortened version of the excellent article



written by Ron Jorgensen, Incoming President. The full article can be found under Recent Events on the UWAC website: airstreamclub.org/utahs-wasatch Thanks Ron

2024 UWAC Rally & Event Schedule:

March 2024 - Moab (March 14-17th); details will be shared with UWAC members and affiliates via e-mail once registration is opened.

April 2024 - UWAC Total Eclipse of the (Lone) Star Rally (confirmed): April 5 to 9 (4 nights) at Arch Ray RV Resort in Fredericksburg, Texas. Details and registration information was previously sent to UWAC members and affiliates, and the initial registration closed 4/17/22 (due to popularity and high demand for campsites.) The club will also be hosting a **Total Eclipse Caravan** for members wanting to travel to Texas together via Blanding, Santa Fe, and Lubbock, TX (caravan dates are 4/1 to 4/4).

[UWAC Caravan to the Total Eclipse Rally](#) - April 1 to 5 . See UWAC email sent to club members and affiliates registered for the UWAC Total Eclipse Rally. Caravan registration closes 12-31-23

April 27 - Talk Breakfast with Airstream of Utah at their Salt Lake location on April 27 at 10:00 a.m. -- details will be e-mailed to members closer to the date, but save-the-date for now!

May 2024 - Escalante (May 9-12); details will be shared with UWAC members and affiliates via e-mail once registration is opened.

June 2024 - Willamette Dammit Caravan (finalized), 11 nights, 6/1-12; stops are planned in Homedale, ID (1-night), Bend, OR (3-nights), McMinnville (4-nights), Cannon Beach (3-nights); various tours/activities are planned; details will be shared with UWAC via e-mail once registration is opened. For more info: [Just Sayin' - ChatGPT and the Oregon Caravan](#)

July 2024 - Pinedale Rendezvous (7/11-15); rally will be held in conjunction with the Green River Rendezvous celebration in Pinedale, WY; rally is planned as a joint event with the Wyoming club; details will be shared with UWAC members and affiliates via e-mail once registration is opened.

August 2024 - Bryce Canyon (moved to Aug. 8 - 12); details will be shared with UWAC members and affiliates via e-mail once registration is opened.

September 2024 - Ouray, CO (9/24-29); details will be shared with UWAC members and affiliates via e-mail once registrations opened.

October 2024 - Mini-caravan to International (10/1-4/2024) - UWAC members and affiliates plan to arrive at the International rally on Friday 10/4; International rally being held in Sedalia, Missouri from 10/5-10. **St. George or Zion Area** (late October, dates & location TBD). [UWAC Caravan to Sedalia](#) - October 1 to 4, 2024 (UWAC arrives 1-day early in Sedalia). See UWAC email sent to club members and affiliates. Caravan registration closes 1-19-24.

[2024 ACI/WBCCI International Rally](#) - October 5 to 10 in Sedalia, MO. Registration can be done online through the club website (link provided.) Book soon as this rally will sell-out early.

November 2024 - UWAC Annual Meeting and Dinner: TBD

RECIPES

The BEST Clam Chowder

(Market Street Grill Copycat)

This creamy New England clam chowder recipe comes from one of Salt Lake City's longest running restaurants, Market Street Grill, and is easy to make at home.

Ingredients

1 cup potatoes , diced ½ inch
1 cup celery , diced ½ inch
1 cup onion , diced ½ inch
1 cup green pepper , diced ½ inch
1 cup leeks , tops & bottoms, diced ½ inch
¾ cup chopped clams , canned or frozen
¾ tablespoon black pepper
1 ½ tablespoon salt
¾ tablespoon dried thyme
6 bay leaves
1 teaspoon Tabasco
¾ cup sherry wine
¾ cup (1 ½ sticks) butter , melted
2 cups water
¾ cup all-purpose flour
2 quarts half and half



Instructions

- In a large saucepan, combine all ingredients except butter, flour and half and half. Simmer together until potatoes are thoroughly cooked.
- Combine melted butter and flour in an ovenproof container and bake at 325 degrees for 30 minutes to eliminate the raw flour flavor and stabilize chowder.
- Stir roux (butter flour mixture) into chowder and cook and stir until thick. Mixture will be slightly less thick than cookie dough. Remove chowder from heat. Stir in half and half until blended. Heat to serving temperature, stirring occasionally and serve immediately with crusty sourdough bread and extra Tabasco.

Note: This recipe came from The Utah Dining Car Cookbook, Ogden Junior League

TECH CORNER

Tire care made easy!

Rich Luhr - How To Airstream October 2020

With all the online debate about tires, pressure monitoring systems, and the mystery of how to change a trailer tire, I'm not surprised that most people feel it's a confusing subject—and avoid it. It's less intimidating to simply think "I'll call roadside service when there's a problem."

But trust me, speaking as a long-time Airstreamer, you do not want to end up in a situation where you're waiting for someone else to come cure a tire problem. Usually that means a long wait in a place you don't want to be, and sometimes there no help to be had at all because you're out of the service area or there's no cell signal.

It's really simple to take good care of your tires and avoid problems on the road. The trick is to build tire maintenance into your routine. Here's how.

1. Make sure you have the right tools on hand to do these things:

- check air pressure
- change a tire
- inflate a tire, and
- identify a problem before it gets serious.

Keep these tools in your Airstream all the time so you never can forget to pack them. Read on, and you'll see exactly what you need.

2. Before every trip you take, check the air pressure of all the tires.

You can do this with a simple air gauge (obtainable at any hardware store or general merchandise store like Wal-Mart). If you have the [Airstream Life Tire Changing Kit](#), there's a good gauge in the bag.

But I prefer to just turn on my [TST Tire Pressure Monitoring System \(TPMS\)](#) and let it verify all the pressures for me while I'm doing something else. This is the easiest, most accurate, and most efficient way possible. If any of the tires need air, the TST system will let me know on its digital display. I highly recommend this system, available at the [Airstream Life Store](#).

Most late-model Airstreams come with Goodyear Endurance tires which need 80 psi of air pressure when they are "cold," which means before you start towing. This is why you want to check the pressures while you're getting ready to go. If the temperatures have dropped in your area recently, or you've changed altitude during your trip, you may find that the tires need a little more air in the morning to reach 80 psi. That's why I make the next recommendation...

3. Have an air compressor in the Airstream at all times.

It's a real pain to search for a gas station with an air compressor in an unfamiliar town. That's why I always carry a portable air compressor and an extension cord. I can add a little air to the tires anywhere, anytime—and that's a huge convenience.

Late model Airstreams have inverters built in, so you can use a 120-volt AC (household power) air compressor. Portable ones are inexpensive (less than \$40), light, small, and come with convenient carry bags. Simply turn on the Airstream's inverter and plug the air compressor into the outside power outlet. I recommend this approach if possible, because it will be much more effective at filling tires than a 12 volt DC (battery powered) air compressor. Look for them at auto parts stores, hardware stores, and general merchandise stores.

4. While you're preparing your Airstream for your trip, do a visual inspection of the tires.

You may see a problem that can be fixed before you go. For example, look for objects embedded in the tires (a bit of gravel is normal in the treads, but a screw or nail has to be removed and patched).

You might also notice that the tire tread is getting thin, the sidewalls are cracking, or the tread is worn unevenly. These are all signs that there's a problem or it's time to get new tires.

For more information on what to look for, get a copy of "[The \(Nearly\) Complete Guide To Airstream Maintenance](#)."

5. During your trip, take a moment to look at the tires again at every rest stop.

You're checking for the same things as in step #4. It only takes a minute, and making this a habit will pay off some day.

- 6. If you have a flat, make sure you have all the tools needed** – even if you're not going to change the tire yourself.

Roadside assistance may not be equipped to change a trailer tire. The [Airstream Life Tire Changing Kit](#) includes everything you need:

- torque wrench (to properly tighten the lug nuts)
- breaker bar
- extension
- sockets
- safety vest
- pressure gauge
- [instruction booklet](#)

Keep this bag in your Airstream and you'll be ready.

The 6-page instruction booklet includes photos and clear directions so you don't have to remember the procedure if you're stranded by the side of the road. I also demonstrate the entire Airstream tire changing procedure [in this video](#).

- 7. Make tire inspection a systematic part of your pre-departure checklist.**

[This checklist lists the 6 simple steps I follow before every trip we take.](#) Print it out and keep it

Question by a reader: I have a 2018 TB 27'. My tires say 80psi . Goodyear trailer tires. Everyone I have ask says 60 to 75 psi cold for easier ride. I have monitors set at 72. Is this correct. This is nothing I understand just need to know what the base number should be.

- Rich Luhr responds:

Reducing the air pressure "for a softer ride" is a common piece of advice, but it's unnecessary. Your Airstream doesn't need a softer or "easier" ride. It has rubber cord suspension built into the axles and it's built to ride comfortably even with max air pressure in the tires. And since you don't ride in the trailer while it is being towed, you'll never notice a difference.

The major outcome of lowering the air pressure is to reduce the carrying capacity of the tires. To explain this, Goodyear publishes a table online at https://www.goodyearrvtires.com/pdfs/rv_inflation.pdf . The table shows the impact of tire pressure on the weight-carrying capacity of the tires.

In your case, if you want to keep the tire pressure at 72 psi, you can. Your trailer has Goodyear Endurance ST225/75R15 tires. You can see from the table that at 80 psi, each

tire can carry 2,830 pounds. That means all four tires can carry 11,320 pounds, which is far more than the 7,600 pound maximum weight of your Tommy Bahama 27FB. Even if you lowered the air pressure to 60 psi, the four tires would be able to carry 9,520 pounds, and you'd still have some margin left.

In short, you can leave the tire pressure at 72 psi and (according to Goodyear) you'll have no trouble. However, you might get a little better fuel economy running the tires at higher pressure.

WORTH NOTING:

*UWAC happily welcomed the following members who
joined Utah Wasatch Airstream Club in 2023*

UNIT MEMBERS

<i>Rod & Dawn Barker</i>	<i>Daren & Jennifer Campbell</i>
<i>Mark & Jana Clinton</i>	<i>John & Deanna Colaizzi</i>
<i>Blatin & Sasha Danzberger</i>	<i>Jesse & Tammy Dean</i>
<i>Cliff Deutsch &</i>	<i>Chandler & Laura Fritz</i>
<i>Georgeanne Weidenbach</i>	<i>Bob & Lauren Hammerberg</i>
<i>Robert & Lynn Harnois</i>	<i>Kent & Sara Jo Hopkins</i>
<i>Jenny O'Toole</i>	<i>Steven & Kristen Ott</i>
<i>Larry & Gail Rose</i>	<i>Brock Saylor</i>
<i>Dawn Slater</i>	<i>Jeff & Melissa Wallentine</i>
<i>Jay & Lisa Williams</i>	<i>Steve & Lauren Woolstenhulme</i>

AFFILIATES

<i>Sam & Kathy Brandes</i>	<i>David & LaVon Esswein</i>
<i>Rick & Mary Ferguson</i>	<i>Dave & Kathy Hale</i>
<i>Jeff & Jan Harwig</i>	<i>David & Candace Jones</i>
<i>Jon & Kim Kolon</i>	<i>Mike & Kim Schanze</i>
<i>Rod & Lisa Sly</i>	<i>Steve & Kristen Smith</i>
<i>Dominic & Jesse Spencer</i>	<i>Bruce & Golden Teal</i>
<i>Tim Watts & Mona Heath</i>	<i>MJ Wylie</i>


Bookmark the UWAC web site:

<https://airstreamclub.org/utahs-wasatch>

You can find the latest UWAC newsletter, rally schedule, registration instructions and other important information on the website.

Festus A. Streamer

R.S. Jorgensen



Oops.... Don't think the pink stuff is 'supposed to come out of the water heater if you do the winterizing right. DAGNABBIT!!