

# WISC-UP



What's What In the WISC-UP Airstream Club

## Find us on FACEBOOK!

[WISC-UP Airstream Club](#)

## Find our WEBSITE!

[WISC-UP Airstream Club](#)  
<https://airstreamclub.org/wisc-up>

## Upcoming Events

(Click on event title to go directly to our website for more information.)

May 2 - 5 - [Sturgeon Bay Maritime and More Rally](#),  
Spring Business Meeting  
Potawatomi State Park  
Sturgeon Bay, WI  
Contact Ed or Sandy Emerick  
[semerick4425@gmail.com](mailto:semerick4425@gmail.com)  
[edward.emerick@gmail.com](mailto:edward.emerick@gmail.com)

June 6 - 9 - [Sip of Wisconsin](#),  
Sponsored by Grapes and  
[Grains ACI Intraclub](#)  
Monroe, WI  
Contact: Charles and Linda  
Meinholz  
[linda.meinholz@gmail.com](mailto:linda.meinholz@gmail.com)

## A Message from President Jim Guthrie

BRN 11970

Greetings to all. As I sit here waiting another day for summer, I'm thinking about what I have to do, or should do to be ready for the camping season. Fortunately, the trailer has been in warm storage for the winter which has allowed me to work on it. We've replaced the A/C

with one that hopefully will be much quieter than the one we had which sounded like we were at the back end of departing jet. We have a bit different type of interior lighting which should make our environment feel a bit less cave like, cozy is one thing but... There is the continuing process of cleaning up the exterior; stripping the sun baked clear coat and then using an acid wash to make the surface appearance consistent – hopefully. The regular maintenance left on the list is to repack the wheel bearings. I do that by hand as I don't care for the easy-lube for a number of reasons. That strategy allows for inspection of the brake shoes, drums, and the activation magnets for wear and proper function. Not good to suddenly realize you have no brakes.

I assume you all have the 2024 Wisc-UP Member Directory and have had a chance to look at the list of activities for the



## Upcoming Events (Cont.)

June 12 - 16 - [Amana Colonies Rally](#)

Amana, Iowa

Contact: Bill Scheuerell or  
Ginny Janssen

[bill.scheuerell@sbcglobal.net](mailto:bill.scheuerell@sbcglobal.net)  
[vsjanssen@gmail.com](mailto:vsjanssen@gmail.com)

July 18 - 21 - [Kids Kids Kids Rally](#)  
Fort Atkinson, WI

Contact: Matt Lee or  
Meghan Lee

[thematt1981@yahoo.com](mailto:thematt1981@yahoo.com)  
[memjlee@gmail.com](mailto:memjlee@gmail.com)

August 1 - 4 - [Mischief in Marquette](#)

Marquette, MI

Contact: Ginger Slattery or  
Jane Carmichael

[viriniabslattery@gmail.com](mailto:viriniabslattery@gmail.com)  
[janecarmichael2000@yahoo.com](mailto:janecarmichael2000@yahoo.com)

August 15 - 18 [It's a Zoo Out There Rally](#)

Green Bay, WI

Contact: Pattie Cook or  
Mary Geyer

[pattiejcook@gmail.com](mailto:pattiejcook@gmail.com)  
[mytmouse529@yahoo.com](mailto:mytmouse529@yahoo.com)

September 12 - 19 - [Region 7 Rally in the Black Hills](#)

Spearfish, SD

Contact: Chris Olsson

[cwolsson@comcast.net](mailto:cwolsson@comcast.net)

# A Message from President Jim Guthrie

## BRN 11970 (Cont.)

upcoming season. The list of activities, all of which look very interesting, is also posted on the [AirstreamClub.org](http://AirstreamClub.org) under the Wisc-UP section, [direct link here](#). Many, however, have a limited number of sites blocked for us, so if you're interested in participating it would be wise to contact the camping facility directly, ASAP. A big thank you to all the camping/activities coordinators for their efforts in filling the calendar.

I'm not sure how many, but we do have a substantial number of new members this year. The word must be out about the good times we have and hope you will make an effort to join in. An additional note, with more members we now have a potential for more outings. Welcome to you all.

Have a great camping experience,

Jim & Joanne



## Upcoming Events (Cont.)

September 12 - 15 - Let's Rally in Bayfield!  
Bayfield, WI  
Contact: Jenny Bibler  
[jenny.giles@att.net](mailto:jenny.giles@att.net)

September 26 - 29 - Up Nort in Da UP, Copper Harbor, MI  
Contact Frida Waara or Ron Thorley  
[frida@fridawaara.com](mailto:frida@fridawaara.com)  
[rthorley@chartermi.net](mailto:rthorley@chartermi.net)

October 5 - 10 - Airstream Club International Rally  
Missouri State Fairgrounds  
Sedalia, MO  
Registration/Information



# Wisc-UP Events

## We Rally Together

### Let's Rally In Bayfield! September 12-15 Apostle Islands Area Campground



*Host Jenny Bibler (BRN 8484)*

Time to reserve a site to attend "Let's Rally in Bayfield!"


Prior to April 1st, use this link: Apostle Islands Area Campground Early Registration to secure one of the sites that are being held for our group. They are holding the "premier" full hook up sites for us!

After April 1 you can still go on the campground website and make your reservation. Apostle Islands Area Campground, you just might not be parked with the group!

More details and registration to follow.


For more information, contact Jenny Bibler, 405-596-3134, [jenny.giles@att.net](mailto:jenny.giles@att.net)

### EVENT INFORMATION



# Membership News

# Message From the Editor Sandy & Ed Emerick (BRN 4425)



**Pattie Cook  
(BRN 22562)**

Pattie is our Membership Chair. Her email is:

[pattiejcook@gmail.com](mailto:pattiejcook@gmail.com)

Here are the latest new members of the Wisc-UP! Welcome!

Kenneth and Marie Bohnen  
BRN 1728  
Palatine, IL

Michael and Sandy Bolger  
BRN 20986  
Lac Du Flambeau, WI

Erin Flasher  
BRN 19004  
Portland, OR

Kim and John Gearin  
BRN 25700  
Star Prairie, WI

Andrea and AJ Hayes  
BRN 22675  
Davenport, IA

Mark and Lindalayne Holiday  
BRN 3339  
Brookfield, WI


Richard Narum and Sarah Priest  
BRN 21040  
Duluth, MN



As you can see this is a BIG newsletter this month. As usual, we were provided with a ton of information to share with you because, wait for it, OUR MEMBERS NEED TO KNOW! Boy, and they will know after reading this issue! Sandy and I thank you again for stepping up and providing the information contained here today, thanks for your help!

In this issue we have a new column, "There's more to me than just my Airstream". This is where our hobbyists share their passions for things away from the Airstream, like in this issue, making maple syrup and knitting. As most of you know, I too have interests beyond my Airstream like fishing, growing vegetables and tending to my orchard but I'm sure there are others that have things to share. I know each of you have some kind of hobby that you would just love to share with our members because, wait for it, our members need to know! So I hope you continue to share your lives with the membership, they just might find a new hobby because of your stories here.

Thanks again to all of you for your input , suggestions, support and kind words.



## Member News!

*Chuck Zellermyer*

*(BRN 10230)*

*Celebrates his Father's 99th Birthday!*

Join me in wishing Lt. Col. Robert "Bob" Zellermyer, AFRES Ret., a happy 99th Birthday. And if you see him wearing his WWII Veteran ball cap he's just looking for someone to buy him lunch. We all love you so much Dad.



## McFarland Luncheon Provides Sizable Donation to Dane County Humane Society

*Hosted by Tim and Patti Valenza (BRN 9196)*

Hi everyone! Patti and I would like to thank all who attended the February luncheon. It was a great turnout! It was so nice to see old friends and meet some new ones! We would also like to thank everyone in the club that donated to the Dane County Humane Society. Our goal was to raise \$200.00. Well people, we raised \$560.00 in monetary donations, along with some outstanding material donations as well!! As winter ends and spring begins, lets go camping.

Stay safe and we will see you down the road!



### Caption This!

#### *A Wisc-UP Contest Challenge*



So you want to be a writer? Here is your chance to write and possibly win a prize for the best caption for the photo above. All you have to do is submit your captions to your newsletter editors by May 10th and we will publish them in the next newsletter. You the MEMBERS will vote for the best caption. Good luck and good writing! Remember OUR MEMBERS NEED TO KNOW WHAT THIS IS.....

To get you started I will kick this off with this offering:

**Vicki Engelstad, Jane Hyer and Mary Jorgensen form the new "Wisc-UP Events Committee ".**

## New Member Spotlight

### *Patti & Blair Warren (BRN 20881)*

Greetings from Patti and Blair Warren,

Originally from Michigan, we downsized our lives in 2018 and made a move to Wisconsin in 2019. We currently live north of Madison. We bought our 2010 Airstream International 27FBQ in 2016. It's officially (in the Airstream Registry) and affectionately known as "Memaw and Papa's Roadhouse".

Traveling with our grandkids, and camping with our daughters and their families has been such a joy for us. Visiting and hiking at the National Parks (as many as we can), and camping near the Great Lakes has been the focus of most of our trips. One of our most memorable trips in the Roadhouse was when we traveled west with our grandkids to 8 National Parks in Colorado, Utah, and Wyoming.

A bucket list trip to the west coast to visit the last 4 states that we have not visited together is in the works for this year. We are excited to be part of the Wisc-UP Airstream Club and we are looking forward to making new connections and memories. Happy Camping!



## New Member Spotlight

*Mary-Jo and Doug Pierce (BRN 26465)*

Hello we are the Pierces – Doug and Mary-Jo.

We are retiring from our careers in engineering and optometry at the end of the March! This spring we have a two month trip planned to explore Texas, New Mexico and Arizona in our 2019 International Serenity 27FBQ. In Texas, we are all set to view the total solar eclipse. This will be the second time we will view an eclipse on the path of totality! A total eclipse is a truly awe inspiring sight to behold.

Our shared interests include kayaking, hiking, biking, history, bird watching and nature photography to list a few. We have two grown children – young men now – 24 and 26 years old. As a family, we enjoyed countless adventures together, camping in a tent and our previous travel trailer.

We are planning on escaping our Wisconsin winters by camping “down South”. We will enjoy being more active in the winter and learning about the history and culture of the places we visit.

In the late spring, we will return to our home in the Northern Kettle Moraine Forest. We look forward to being able to attend rallies with WISC-UP. This fall we are going to our first International Airstream Rally in Sedalia, MO – and we are looking forward to meeting fellow Airstreamers.

After a busy 35 years of work and kids, we are ready to work on the “Art of Living”! "



## Help... I Need Somebody ... To Be a Rally Reporter!

As you can see, the Wisc-UP Club has a very busy 2024 Rally schedule, and most of you have now made plans to attend. I need some volunteers to be a Wisc-UP Rally Reporter at each rally. All you need to do is write up a couple of paragraphs and send some photos of the event to your newsletter editors. Pick a rally, let us know, and send us your much appreciated articles. If you could let us know by email of your willingness to help that would be very helpful in our planning. If more than one member volunteers, I will put your names in a hat and draw a winner. If I don't get any volunteers... well you just don't want to know the consequences... Rally hosts are NOT eligible to participate as Reporters for their rally. (They have enough to do!) Remember, OUR MEMBERS NEED TO KNOW! Email: [emerick4425@gmail.com](mailto:emerick4425@gmail.com) to volunteer today!

# Member Spotlight

*Stephen Butler (BRN 9239)*



Don't write many stories , love to tell them though ...

Being full time in my life means , I have no physical home ... Summers are spent on my 38 ft sailboat , with small trips in my Airstream , Winters are anywhere life takes me as long as it is warm!

This winter started in October , in Marion , NC at the Alumalina Rally , then boogied over to the east coast , SC , and Brunswick , Georgia ....Getting chilly , did a month in Melbourne , FL @ Land Yacht Harbor ... A favorite spot for me , wonderful people and area ..

Got the itch to get rolling , heading to Arizona to attend the Parker 400 desert race , staying two months , another race last week , Parker 500 ... Lots of time in the desert , very much fun !

Leaving in the morning to cruise into Las Vegas for a month , Nascar race , and the MINT 400 Race , March 9 th .... Tons of activities , around the races .... I don't gamble , however , I will do plenty of day trips while there ..

End of March , on the road again up through Montana , then to Michigan to splash my boat , if the weather cooperates in early April ...

Plan on doing rallies with our region this year , skipping the International this year ..

Loving my 15 th Airstream ..... 30 ft Classic  
.....

Tippy Canoe Club ,, Out

Cheers and be safe ,

Stephen , with a PH





# Our Members' Travel Adventures



Dave Sherman, Vicki Engelstad (BRN 2412) and Rod and Beth Fierek (BRN 1924) showing some Wisc-UP pride while visiting in the Florida Keys.




Random pictures from the Tin Can Tourist 105th Winter Convention in Dunnellon, FL & Farmlife Rally by Chuck Zellermayer (BRN 10230)



Farm Life Rally at Lisa Forsyth's property in Land O Lakes, FL




At TCT 105th. Where there is a banjo you'll always find a mandolin.



# Good Reads for the Airstream

## Book Review By Mary Jorgensen. (BRN 6104)



A book that I have read recently and that I liked is “Demon Copperhead” by Barbara Kingsolver. If you have read any of her books, you know she is a writer of fiction, nonfiction, short stories, and poetry, and for this book she won a Pulitzer prize in 2023.

It is a story about a boy growing up in Appalachia. He is probably not unique in his story, but is unique in his looks. He has dark skin, red hair and sea blue eyes and is referred to as mulungen - a derogatory term.

His father is dead and he is living with his drug-addicted mother. Nearby neighbors are around to help him out in various situations, especially when his mother is in rehab from overdoses. His mother remarries a controlling man who does not like Demon and tries to control everyone. His mother commits suicide due to a drug overdose - probably related to the conflict between Demon and her husband. Her husband does not like or want Demon and so he is thrown into the foster system. After two really bad placements, he runs away to his grandmother - his father’s mother - a woman he had never met. She has compassion for him but will not keep him permanently because she only deals with girls. But she finds him a better foster placement with the local high school football coach with whom she had a close relationship - he had married one of her girls. The coach is living as a widower with a daughter about Demon’s age. This stage in Demon’s life is pretty good. Enough to eat, good clothes and a chance to play football - at which he is pretty good. However Demon’s luck changes when he has a severe injury to a knee during a game. He refuses surgical help, thinking that time and Oxy will get him through this.


Of course it does not and leaves him drug dependent. His drug addiction causes friction with people and he leaves to move in with a girlfriend who is also drug-addicted. They learn the drug system, and keep getting more dependent. His girlfriend dies of a drug overdose and Demon finds himself at rockbottom. He knows he needs help and he finally turns to a nurse he knows who gets him into rehab in another state. He gets clean eventually, but the story doesn’t end here. He goes back to his hometown to help celebrate the coach’s retirement and it is here that many questions are answered about things that have happened to Demon. I am not going to spoil this for anyone wanting to read the book by telling the ending, but I really enjoyed this book, as I have enjoyed reading other books by Barbara Kingsolver. She writes with detail and grit that is sometimes uncomfortable to read, but always interesting. I have given a quick overview of this story - there are too many things to list them all in a report like this.

There is one spoiler alert: if you have read David Copperfield, this book will feel familiar!

# Wisc-UP Events

## We Rally Together

### Sturgeon Bay Maritime and More Rally (Spring Business Meeting) May 2 - 5, 2024 Potawatomi State Park, Sturgeon Bay, WI



*By Sandy and Ed Emerick (BRN 4425)*

Join us for our first rally of the season! We will be camping at the beautiful Potawatomi State Park, Daisy Field Campground. There are charming shelters with fireplaces to enjoy our time together. This weekend is the first weekend the park will be operational with bath house and dump service, weather permitting.

Thursday evening, we will provide sloppy joes, and ask that you bring a happy hour snack, dessert, or side dish to round out the potluck.

On Friday, we have planned a docent led tour of the Door County Maritime Museum along with the refurbished Purvis Tug. This event will replace the cancelled Shipyard Tour.

Friday night, we have reservations at the nearby Idlewild Golf Course Clubhouse for a fish-fry and other non-fish menu options. Idlewild Golf Club will only be serving our group food this evening. They have come up with a fixed price menu that will include your choice of perch plate, cod dinner, or shrimp basket, and other items off their menu for non-fish guests. Each dinner price will include sales tax, gratuity & one beverage of everyone's choosing (soda, beer, cocktail). The meals are served with potato salad or fries, rye bread, onion, butter, coleslaw. More menu items are found in the event information! [EVENT INFO/REGISTRATION LINK](#) The bar will be open and serving additional drinks.

When you register, please respond if you will attend the meal, I will need to provide a head count for their preparations. The cost will be \$25 for fish, other meals \$20! What a deal!

Saturday morning will be the Business Meeting during our breakfast. The rest of the day will be yours to explore. Dinner on your own, a local restaurant, grill out at the campground, your choice!

We will provide a light continental breakfast each morning, bring your own coffee or beverage. You will have plenty of free time to explore the park, wineries, downtown Sturgeon Bay, Cave Point, or continue up the peninsula.

As of today, non-electric sites are still available, make your campsite reservation directly with the [Wisconsin State Park Reservation](#) system.

Remember, reserve a campsite, then [REGISTER HERE](#) for the rally on our website! Please contact us if you have any questions. Ed and Sandy Emerick [semerick4425@gmail.com](mailto:semerick4425@gmail.com)  
[WISC-UP Airstream Club](#)

# Wisc-UP Events

## We Rally Together

### The Amana Colonies Rally Wednesday, June 12 - Sunday 16, 2024

By *Ginny Janssen and Bill Scheuerell (BRN 3649)*



Amana Colonies: “Step into a world of authentic German ambiance that was created by the settlers of the Amana Colonies and preserved by their ancestors. Experience the unique culture that has its roots in Germany and flourished in the USA during a communal era for over 90 years.

Visitors have been coming to the seven scenic villages for over a century. Come for the food, wine, and beer – for the quality handcrafted products, art, and quaint shops – for the history and antiques.”

To top it off, this is the weekend of the Wurst Fest including music, food, wiener dog races, and more. Visit the [Amana Colonies Website](#) for more information!

We think this will be a popular rally so please register early. We are limiting the rally to 30 Airstreams. Only WISC-UP members (regulars and affiliates) may register before April 1. Non WISC-UP members will be put on a waitlist until April 1 when registration will be open to all. All registrations close after June 2.

[EVENT INFORMATION/REGISTRATION LINK](#) Click this link to view the tentative schedule and more!



# Wisc-UP Events

## We Rally Together

### Fall Color Tour Rally September 26-29 Lake Fanny Hooe Resort, Copper Harbor, MI

By Frida Waara and Ronald Thorley (BRN 6925)



Fall Color Tour Rally September 26-29, 2024, in Copper Harbor is shaping up to be a memorable weekend. It looks like we have 36 folks and 20 rigs coming north to the Upper Peninsula of the Upper Peninsula. There is still room for more, just contact Sheila at Lake Fanny Hooe resort at [fannyhooe@gmail.com](mailto:fannyhooe@gmail.com). For those who have family that may like to join the fun but prefer to stay in a hotel room, Sheila rents hotel rooms and even cabins at the resort as well. [EVENT INFORMATION LINK](#)

Copper Harbor is at the very tip of the Keweenaw Peninsula, where US 41 begins the journey to Miami, Florida, and we will surely gather at the signpost to get a group photo.

I've checked in with Raymond Landsberg owner of the Keweenaw Adventure Company and he will still be offering kayak tours that time of year, but they may be on inland Lake Medora rather than Big Blue. Seas get kind of lumpy that time of year. Check out all Raymond has to offer at [www.keweenawadventure.com](http://www.keweenawadventure.com).



For those who were interested in a day trip to Isle Royale from Copper Harbor, only 5 seats remain on Friday, September 27th passage on the Isle Royale Queen. Check the rates and times at <https://www.isleroyale.com/schedules.php>


# Wisc-UP Events

## We Rally Together

**Fall Color Tour Rally September 26-29**  
**Lake Fanny Hooe Resort, Copper Harbor, MI**

*By Frida Waarra and Ronald Thorley (BRN 6925 (Cont.))*

Hiking will be spectacular, in any direction you choose, but surely a bucket list excursion will be to the Estivant Pines, hundreds of 300-500 year old white pines measuring 3-5 feet around. In fact, it's the largest tract of old-growth Eastern White Pines preserved in Michigan. Bring your hiking boots and water bottle.



September's full moon is on the 17th, so by the 26th we should have a good dark sky, and the Keweenaw Mountain Lodge is a designated Dark Sky Park (not easy to earn that accolade). So, if folks aren't too tuckered out, we may make a trip to the Lodge to explore the "night life." To learn more about the Dark Skies, take a listen to my Lake Superior Podcast with Keweenaw Mountain Lodge owner John Mueller. <https://podcasts.apple.com/us/podcast/lake-superior-podcast/id1566430102?i=1000630421768>.

Lots more info coming. Copper Harbor is pretty sleepy in the winter so we haven't been able to connect all the dots on activities. More to come. If you have any questions, don't hesitate to reach Ron Thorley at [rthorley@gmail.com](mailto:rthorley@gmail.com) or me, Frida Waarra at [frida@fridawaara.com](mailto:frida@fridawaara.com).



# Wisc-UP Events

## We Rally Together

### Mischief in Marquette August 1-4 Gitche Gumee RV Park, Marquette, MI

*Hosts Jane Carmichael (BRN 219) and Ginger Slattery (BRN 2041)*

## Update! Update!

### Mischief in Marquette Rally WHAT TO EXPECT !

Hello All!

Ginger and Jane continue to develop plans for the Mischief in Marquette Rally, being held August 1 - 4. Hang on for the most updated news! Right off the bat, Ginger has lined up a local talent, Jim Koski, who will welcome our group.

Frida Waara and Gina Kasten have both contributed ideas & suggestions for this rally, and have been very helpful. Here's some of what you might expect when you attend:

Thursday: Check-in around 2 pm. 4 pm Introductions, Happy Hour, guest speaker Jim Koski, Dinner followed by a bonfire. For the menu that evening, we are favoring a Mexican buffet. Thanks, Gina. (She also suggested margaritas.....)

Friday: Wake up & Smell the Coffee. Ginger has offered to provide baked goods! You will then take off for the Waterfalls and Troll Tour to Germfask, MI. You may need fixings for a picnic lunch, tbd.\* A shorter tour option will be available to those who want to view scenic overlooks in Marquette County. We may take a tour of nearby Lakenenland, too, tbd\*. Happy Hour (\$) \* begins at 4 pm and will be held at the Crossroads Restaurant & Lounge. Order supper (\$) \* from the menu. I have eaten there since 1978 and I am still alive. The Red Pine brewery at the campground may provide a tasting, we might show a movie, serve popcorn, maybe have another bonfire...tbd\*... or sit down by Lake Superior and search for Yooper Rocks....tbd\*...



Saturday morning 9 AM starts off with a tour and Breakfast being served at the Airstream of Northern Michigan dealership located in Marquette. We have established a really good relationship with this family-run dealership and we appreciate the hospitality being provided to our group. You then have Free time to explore downtown, to check out the Farmer's Market, have lunch on your own, and to prepare your meal for the evening Grill & Potluck. From 1 - 3 pm we provide an Open



# Wisc-UP Events

## We Rally Together

### Mischief in Marquette August 1-4 Gitche Gumee RV Park, Marquette, MI (Cont.)

*Hosts Jane Carmichael (BRN 219) & Ginger Slattery (BRN 2041)*

House for the public to view our Airstreams. This is totally voluntary, but we encourage you to show off your Aluminum Beauty. Sign up with your site number, please. You may serve treats or nothing at all — it's up to you! From 3 pm on, we will gather at Ginger and Joe's home for games, Happy Hour (byo), shared Potluck Dinner (no meat provided), and a campfire.

For Sunday morning we are thinking about gathering for a coffee clutch to solve world problems, discuss our favorite caravans, and share our leftover food that "Must- Go."

We continue to gather door prizes, plan mischief stuff, figure out the finer details of a Mexican meal, "sample" the Red Pine beer at the campground, (it's a hard job, but someone has to do it) and possibly find a movie to show..... whew....

We WELCOME you each to join us. Reserve a campsite by calling Jeff Glass, owner of Gitche Gumee at [906-249-9102](tel:906-249-9102) (Office) or [906-250-6123](tel:906-250-6123) (Cell). Please mention that you are with the Wisc-UP Airstream Club and pay for your site. Water & Electric is \$59; Full hook up site is \$69. Then Register at [EVENT](#)

[REGISTRATION LINK](#). The Rally Fee is payable when you register and will be \$25 per adult and \$10 for children 12 and under.

\* tbd = to be determined \* (\$) = you pay \* (byo) = bring your own

If you have any suggestions or questions, please contact us!

SEE YOU IN MARQUETTE !

Jane Carmichael [906 236-3677](tel:906-236-3677), [janecarmichael2000@yahoo.com](mailto:janecarmichael2000@yahoo.com)

Ginger Slattery [906 250-6931](tel:906-250-6931), [viriniabslattery@gmail.com](mailto:viriniabslattery@gmail.com)





# We Rally Together, An Invite from the Minnesota Unit

**Music & Mines Rally in Chisholm, MN**

**June 20-23**

*Hosts Richard Narum and Sarah Priest (BRN 21040), Vern Petersen (BRN 1573)*

Rally on the Range!

Join us for our Music & Mines Rally in Chisholm, MN - June 20-23rd.

The Minnesota Airstream Club welcomes our WISC-UP neighbors for a special event this summer! Following a super successful summer rally in Duluth last year centered around local music, natural beauty, and area highlights, Richard Narum and Sarah Priest (BRN 21040) have-partnered up with Club President Vern Petersen (BRN1573) for another rally of music and more - this time in the impressive Iron Mining region of northern Minnesota.



We'll be rallying on the site of the northern St. Louis County Fairgrounds, steps away from the Minnesota Discovery Center - the largest museum complex in the state outside the Twin Cities. It's the place to learn everything about the Land, the Mines, the People and the Work of the Iron Range and also home to the world renowned and very popular Redhead Mountain Bike Park which has been carved from the walls of an abandoned water-filled iron ore mine pit - a great place for hiking too. You can also pick up the Mesabi Trail for a great paved trail ride or walk.

This rally will have a fantastic day-tour featuring the history and highlights of Bob Dylan, the Hibbing High School and Auditorium, mining in the region historically and today, the Greyhound Bus Museum, and the Paulucci Planetarium. And the most fun will be in the music!

You won't want to miss the Barn Dance with Sugar on the Roof and Field Birds, complete with lessons and Dance Caller on Saturday night. Friday night will be jazzy with Sam Miltich and the Clearwater Hot Club. And don't be late to Happy Hour on Thursday with Paul Metsa - the 'other' Iron Range famous song writer and storyteller.




We are sure to have a great time & we hope you'll join us! There's plenty of room for all of us!

Registration Open, [Link here!](#)

# 2024 Region 7 Rally

**We Rally Together**



**Where the Airstreams Roam, September 12-19  
Elkhorn Ridge RV Resort, Spearfish SD**

*By Chris Olsson Region 7, 1st VP (RN 7827)*

Dates: September 12 – 19, 2024

Location: Elkhorn Ridge RV Resort

20189 US Hwy 85, Spearfish, SD 57783

Phone: (605) 722-1800.

Website: <https://elkhornridgeresort.com>

Host: Chris Olsson - R7 1st VP ([cwolsson@comcast.net](mailto:cwolsson@comcast.net))



We have 45 sites set aside for the rally, and 16 are currently reserved. All are pull-through sites with full hookups in one area of the campground. You can call and reserve a campsite anytime (do not reserve online). The sites are being held until 2 months before the rally. 2023 costs are ~\$70 per night. There is a weekly rate plus they offer Good Sam, AAA, Military/Veteran, First Responder/Nurse discounts.

When you call to reserve a site, let them know you are with the Region 7 Airstream Rally.

**To attend the rally, you will need to do two (2) things:**

Call Elkhorn Ridge RV Resort and reserve a campsite.

Register and pay the rally fees using the Rally Registration form that will be forthcoming. I hope to have it available in the March/April timeframe.

We are very actively working on the planning for the rally. Here's a list of the planned activities:, four Buffalo Feeding Tours (limited to 9 people each tour), coffee every morning, Happy Hours and Campfires most evenings, a Potluck Dinner, a ride on the 1880 Train (Hill City to Keystone). Round trip with 3 hour layover in Keystone. Fort Hays Chuckwagon Dinner and Show (Dinner served @ 6:30 pm. Show starts @ 7:15 pm.) Bus Tour to Mount Rushmore & Crazy Horse. All day (~9 am to ~5PM). A Breakfast (maybe oatmeal & ice cream), Catered Dinner in the Event Center. Coffee & donuts on last day

I'm still working on the rally fees! Will be listed on the registration form. Looking forward to seeing everyone!!!!

Chris

WISC-UP Airstream Club

# A Healthy Airstreamer is a Happy Airstreamer

By Jane Hyer (BRN 4297)



Hey Airstreamers! Time to get ready for another fun filled season of adventures and comradery. Traveling by plane or in your tow vehicle often involves sitting for long periods of time. This can increase your risk of problems such as swelling, discomfort, and even deep vein thrombosis (DVT) in your legs and ankles.

Normally, the veins and arteries in your legs efficiently circulate blood back from your limbs back to your heart to be reoxygenated. In your legs, this process is supported by your calf muscles, especially as you walk and move. However, sitting or standing for long periods of time can make it especially hard for your legs to return the blood to your heart. This can lead to swelling, discomfort, and leg fatigue.

According to the CDC, anyone traveling for more than four hours is at risk for blood clots.

Studies show increased risk if you are:

Over 40

Overweight or obese

Pregnant or recently pregnant

Taking hormone replacement therapy

Diagnosed with vein disease or have a family history of blood clots

Sound like any of you?

Luckily, there are a number of ways you can reduce your risks and travel safely. If possible, take a break every hour to stand, stretch, or walk when traveling for more than four hours at a time. Drink plenty of water to stay hydrated, and avoid alcohol or sleeping pills. If you can't walk around, try small calf exercises such as raising your heels while keeping your toes on the floor.

One of the simplest and easiest ways to reduce your risk of blood clots when traveling is by using compression garments. Compression socks are a safe, effective way to reduce your risk of developing these conditions. Compression socks work by gently compressing your legs to promote blood flow back from your legs up to your heart.

# A Healthy Airstreamer is a Happy Airstreamer (Cont.)

*By Jane Hyer (BRN 4297)*

I KNOW what you are thinking. You are imagining those heavy, flesh colored stocking that your Grandma Thelma used to wear. Or the white support hose that Nurse Ratched wore in *One Flew Over the Cuckoo's Nest*. Au contraire my friends! Compression knee high socks are now high fashion and easy to find. They come in various lengths, patterns, colors and sizes. Compression is measured in mmHG. Nonprescription compression knee high socks are usually 20-30mmHG- great for runners, biking, nurses or long haul Airstreamers.

These are MY compression socks. Maybe you can show me YOURS at the next rally. (wink wink)

See You Down the Road!



# There is More to Us Than Our Airstream

## Our Members and Their Hobbies

---

### Knitting a Hat Fit for Camping

---

*By Meghan Lee (BRN 24601)*

I can't stop thinking about camping and have been working hard over the Winter to prepare for the cooler seasons of my favorite pastime! I also really love to knit so when my husband found this pattern, I got right to work! I recently finished knitting a Fall/Spring beanie for my son to wear while we're camping. Now I'm working on one for my husband, then I'll move on to one for my daughter and finally myself.

My son's hat is in the pictures

The pattern is by Owl Grey Knits and it's called Life's Better at the Campsite Beanie. You can find her Ravelry link to the pattern below. She also has mittens with the matching pattern.

<https://www.ravelry.com/patterns/library/lifes-better-at-the-campsite-ii>



# There is More to Us Than Our Airstream

## Our Members and Their Hobbies

### Making Maple Syrup, One Sweet Hobby

By. *Kriss and Kathy Williquette (BRN 14148)*

Kathy and I retired in 2014 and always wanted to tap some of the maple trees at our cabin near Mountain, Wisconsin. So in the spring of 2015 we tapped out first trees in March and set up an old homemade evaporator my brother gave me.

It was a huge learning experience but ten years later we are now experienced maple syrup producers. We make enough each year for our family and friends to use. About 10 to 12 gallons are bottled each year and from what we are told by everyone it's delicious.

In 2019 we decided to make our job easier and purchased a Smokey Lakes evaporator. We decided on the "Dauntless" model which was perfect for people with 50 to 100 trees. We were the first customers to receive the newly designed evaporator from Smokey lakes. This would make our jobs much easier by requiring a lot less wood and boil our sap faster and safer and produce an even better finished syrup.



2024 collecting sap



2015 first year tapping trees



Name tag on evaporator

our evaporator was also a World War II dive bomber and was also going to be the name on our Basecamp. So now it's the official name of our Airstream. BRN 14148

When we decided to buy our Basecamp in 2022 and we found out it needed a name. Being similar in construction to an airplane I decided to look into airplane names for our new Airstream. While boiling sap one day in spring that year I was deep in thought about our delivery of our camper the next month, when I looked up, the answer was in front of me. Dauntless



Adding sap to my original evaporator

# There is More to Us Than Our Airstream

## Our Members and Their Hobbies

### Making Maple Syrup, One Sweet Hobby

By. *Kriss and Kathy Williquette (BRN 14148)*

Now every spring as we enjoy friends and family stopping by our cabin to watch and help us with our sweet hobby, we wait for spring and make new travel plans for the year in "Dauntless" our sweet camper.

Kriss & Kathy Williquette

BRN 14148



Kriss & Kathy with the new evaporator



Keeping an eye on the syrup



Divided pan on new Dauntless



Kathy and our new sap pup



2024 Drawing off finished syrup



2024 New evaporator moved into our sugar shack



Label designed by our daughter Sarah

# Our Members' Travel Adventures

## Ellie Goes on a Trip (Cont.)

---

*By Mark and Lindalayne Holiday (BRN 3339)*

Hello fellow Airstreamers,

We'd love to share with you our experience we call our great adventure with Ellie. Ellie is our 16-ft Bambi Airstream that we bought from a couple in Ellison Bay (Door County) last summer. It was such a smooth, good transaction with a wonderful couple we named her Ellie after Ellison Bay.

We decided our first great adventure with Ellie was to go south with her to Florida for the month of February. Part of the adventure was to see if our marriage would survive living in such close quarters. Our first big challenge was sleeping on a 47-in wide mattress. That's less than 2 feet for each of us! And we're not snugglers! Plus, we both get up in the middle of the night. I (Mark) had the wall side of the mattress, so I had to gingerly crawl over my beautiful bride to get to the bathroom. But somehow – it worked!

I also calculated that the standing space inside Ellie is a whopping 20 square feet! I can literally, not exaggerating, have one hand on our bedroom mattress and the other hand on our table! Sometimes we would have described these close quarters as nice and intimate, at other times – in your face!

We planned on leaving February 1st, but didn't, because we didn't want to forget anything.

So, we kept packing, and packing and packing, grabbing things like extra books, magazines, clothes, clothes and more clothes, popcorn popper, colander, (yes, weird!), mixing bowls, 30 cans of sardines (no joke!) ... you get the picture; we were packing fools! I took a photo when we got home of all the extra stuff we took and never used! It filled our family room!

On February 2nd, still feverishly packing, we set a goal to leave by 7:00 a.m. the next day. We finally hit the road at 10:00 (had to pack more stuff!).

Somewhere on the road I remembered that the Airstream club has a guest parking feature. We called, joined the club and found our first host family in Naples, FL. Chris, Marco and Nadia were friendly, gracious hosts, shared their fresh eggs with us from their 25 chickens and helped tighten a loose bolt on our hitch. Next, we stayed on RC's property near Tampa where he treated us to an evening of good conversation while we enjoyed strawberries and ice cream. Then up to the Villages where we stayed with Paul and Melanie on their beautiful property just outside the



# Our Members' Travel Adventures

## Ellie Goes on a Trip

---

*By Mark and Lindalayne Holiday (BRN 3339)*

Villages. Our last guest host was near Champaign, Illinois, where we stayed with Katie and Stan and their menagerie of animals.

And, surprisingly, we were the first Airstreamers who had taken any of these families up on their offer to host fellow Airstreamers. Meeting each of them ranks up there as being some of the highlights of our trip. We hope to reciprocate their kindness by hosting them on our property in Brookfield. (And you too!)

For those of you into numbers like I am, over the 24 days we were gone, we traveled 3,000 miles. We spent \$750 on gas averaging 13 mpg. (We pulled Ellie with Lannie, our 2017 Highlander, which can pull 5,000 lbs. Ellie's GVWR is 3,500 lbs.) We spent another \$1,750 on restaurants and food plus another \$300 on misc. Our entire out of pockets costs for the trip total \$2,550 which works out to \$106/day. And the cool thing is that, other than the gift cards we gave each host family, we didn't pay a cent for lodging on this entire trip!

One third of the way through the trip we both thought – we're never doing a long trip like this again. But then, we slowly got into a rhythm, in spite of all the extra crap we had to go through to find what we really wanted. And staying with all of the wonderful families certainly helped our mental outlook. So will we do another cross-country trip again with Ellie? Not sure. But at the end we both scored the trip an 8.5 out of ten. So maybe.

Packing lessons learned:

Gotta have it? No you don't!

Gonna use it? No you won't!

But I have room for it. Tough! Leave it all behind!

Now we're itching to see more of our beautiful state of Wisconsin. Come on spring!

Warmest regards,

Mark & Lindalayne Holiday

P.S. If you haven't tried the guest parking feature, do it! It's sure to be a good experience.

# Repairs, Restorations & Cool Airstream Things

## A Good News TPMS Story

*By Rod Fierek (BRN 1924)*



If you're still wondering if you really need a Tire Pressure Monitoring System on your Airstream...the answer is unequivocally "Yes." Full stop. No hesitation.

We'll keep this saga short and just tell you that one of our Nev-R-Lube bearings disintegrated in the middle of nowhere on our return trip from Key West (these are the same bearings you have in your wheel hubs if you're hauling a modern-ish twin axle Airstream). The tire monitor worked as intended, alerting us of the 165 degree temperature on the left rear wheel while the other three were at 74 degrees.

As we said, this is a good news story. The temperature rise happened quickly, and very fortunately coincided with a fuel stop. The Coach Net folks dispatched a mobile mechanic, and FOUR DAYS later we were underway.

In the process, we learned a few things, such as:

- Nobody stocks Dexter Nev-R-Lube hubs. Seriously, nobody.
- Overnight freight is expensive. The hub and bearing assembly more so.
- Lifetime bearings have a finite lifespan. About nine years in one case.
- Our upgraded battery and solar system kept the lights running and the phones charged.
- Without the TPMS alerts, this would have been a very different story.

Ending up in a ditch along Lake Okeechobee was the likely alternate scenario. Instead, we spent four nights over a weekend in a shaded shopping center parking lot waiting for parts. The wheel didn't fall off, the dump valves weren't wrecked, and our Airstream wasn't damaged. We read a couple of books. Fixed a plumbing issue. Did laundry.

Consider this our unqualified endorsement for tire monitoring.

All of this applies even more so if you have a single axle Bambi. We've been there too, but that's another story.....

# Repairs, Restorations & Cool Airstream Things

## Check Out Upstream Outfitters in Madison, WI

*By Scott Ruttencutter (BRN 28145)*



I'm new to the club, but managed to attend one trip last year with the group with my kids. It was their first adventure out in an Airstream. They enjoyed meeting everybody, and a weekend full of hiking at Governor Dodge.



Over the winter I have been working on opening a new Airstream focused business in Madison, Upstream Outfitters. My frustrations with the Airstream air vents led to me designing and producing retrofit kits for the OEM air registers to allow them to fully open and close, and to be adjusted anywhere in between while also giving gradual control of the amount of air coming out.

We just opened our new shop on the east side of Madison. This year we begin our partnership with Victron Energy Systems to offer power and solar upfitting services to Airstream owners. There is something romantic about being able to tuck your Airstream into the far off corners of the world without neighbors to enjoy the quiet beauty of the outdoors. (Or those non-electric sites that are always available)

In addition to the power systems, I also have a long background in technology and AV and will be offering clients the ability to add cellular + satellite internet, wifi, and media upgrades to their rigs. I know I can't wait to get the Sonos systems installed in our demo rig, as well as the flush wall mounted TVs that we have lined up to clean up the look of the coach.

Hopefully this year will also let me bring some new products to market while I help the folks in our Airstream family catch up on some of the maintenance and upgrades they have been looking to do.

Anyways, I thought I might share what I've been up to the last few months in case you wanted to learn more about the work I'm doing down here in Madison :)

Website: <https://www.upstream-outfitters.com/about/>

# Repairs, Restorations & Cool Airstream Things

## DIY: Replace Your Factory Skylights

*By Jeff McCaffrey (BRN 10258)*

The skylights that come in modern Airstreams have an outer dome and a flat inside part. The outside dome is pretty flexible that is susceptible to damage by hail. If yours are showing their age, there is a better solution.

In 2009 an Airstream owner, Kevin Li approached the owner of Maxim Skylights, David Thornton about making replacements for his trailer. At the time Maxim produced hurricane proof skylights for commercial buildings but accepted the challenge. In May of 2022 Maxim was sold to Birdview Skylights but continues to offer skylights for Airstreams under the Maxim name.

Our 2019 Globetrotter's two skylights were still functional but I chose to replace them before they became a problem. The Maxim skylights are composed of three layers of 1/8" polycarbonate.

Maxim offers two sizes that fit Airstreams produced from the 1990's to present:

Square: 22.75" X 22.75"    Rectangular: 17.75" X 26.25"



# Repairs, Restorations & Cool Airstream Things

## DIY: Replace Your Factory Skylights (Cont.)

By Jeff McCaffrey (BRN 10258)

They have a form on their website with color and finish options. I chose light gray outer dome, clear and clear on the other two. For the finishes, I chose anodized clear for the metal frame.

<p><b>GLAZING TYPE &amp; COLOR</b> THREE LAYERS OF POLYCARBONATE: TWO DOMES &amp; ONE FLAT PANEL</p> <p><u>OUTER DOME:</u> LIGHT GRAY (50%) <input type="checkbox"/> WHITE (27%) <input type="checkbox"/> OTHER COLOR <input type="checkbox"/></p> <p><u>INNER DOME:</u> CLEAR (92%) <input type="checkbox"/> OTHER COLOR <input type="checkbox"/></p> <p><u>INNERMOST FLAT PANEL:</u> CLEAR (92%) <input type="checkbox"/> OTHER COLOR <input type="checkbox"/></p> <p><b>FRAME FINISH</b> MIL. FINISH <input type="checkbox"/> CLEAR ANODIZED <input type="checkbox"/></p> <p><b>SKYLIGHT DIMENSION(S)</b> INSIDE SKYLIGHT FRAME DIMENSION(S) PROVIDED BELOW</p> <p>STANDARD SQUARE SKYLIGHT <b>22.75" X 22.75"</b> <input type="checkbox"/></p> <p>STANDARD RECTANGULAR SKYLIGHT <b>17.75" X 26.25"</b> <input type="checkbox"/></p> <p><u>SPECIAL SIZE SKYLIGHT(S)</u> Additional charges apply for special sizes</p>	<p><b>SKYLIGHT ASSEMBLY</b> INSIDE SKYLIGHT FRAME = (this is our skylight frame dimension and should be minimum <math>\frac{1}{2}</math>" larger than your roof flange)</p> <p><b>EXISTING AIRSTREAM ROOF</b> OUTSIDE VERTICAL FLANGE = (this is the vertical "Roof Flange" and is part of your roof. The measurement is taken from the outside) Maxim will add <math>\frac{1}{2}</math>" to this dimension if provided</p> <p><b>FINISHED INSTALLATION</b> SEALANT: Applied to top of "roof flange" by installer and a minimum <math>\frac{1}{4}</math>" bead is suggested. Maxim recommends a neutral cure sealant only.</p> <p><b>FASTENERS:</b> #12 X minimum <math>\frac{3}{4}</math>" stainless steel, installed in each pre-positioned hole by installer. It is only necessary to tighten the fastener to the frame - do not over-tighten or bend the frame</p> <p>SEALANT: Applied by installer at seam of roof and skylight</p> <p>The interior vinyl trim is NOT an acceptable measurement!</p> <p>APPROVAL SIGNATURE &amp; DATE</p> <p><b>MAXIM SKYLIGHTS</b> 1630 Torre Colony Court Dallas, Texas 75214 Ph: 888.222.4898 P: 214.905.2021 F: 214.905.2024</p>
---	---


NOTE: This combination usually ships in 10 days. Mine arrived in less than that. Cost of the square is \$364, rectangular is \$299, shipping included. I recommend calling Maxim once you have your choices and place the order over the phone. It's a small company so you'll talk to a knowledgeable person.

# Repairs, Restorations & Cool Airstream Things

## DIY: Replace Your Factory Skylights (Cont.)

By Jeff McCaffrey (BRN 10258)

The process of removing the old skylights was very straightforward. Here's a list of the tools I found worked the best:



Stiff metal putty scraper, rubber mallet, carpet knife, plastic scraper, caulk gun, Phillips screwdriver, OSI Quad Max sealant. Solvents: Mineral Spirits, Lacquer Thinner, Xylol. Optional: Rubber wheel to remove adhesive

First, remove the shade and interior plastic trim. Next, grab a step ladder and using the carpet knife, slide it between the aluminum frame and the skylight to loosen the tape adhesive. Run it around several times until there's little resistance.



Next, take the stiff metal putty knife and insert it on an angle between the frame and the skylight. Using the rubber mallet, tap to drive the blade on an angle to further loosen the adhesive bond all the way around the frame. Push up on the skylight occasionally to see if the seal is broken.



# Repairs, Restorations & Cool Airstream Things

## DIY: Replace Your Factory Skylights (Cont.)

By Jeff McCaffrey (BRN 10258)

Once the seal is broken, you can push the old skylight up and off the frame.



With the old skylight removed, you'll need to prepare the aluminum curb for the Maxim skylight. I used the carpet knife again to remove as much of the old adhesive as possible.



I did try using a rubber wheel available from Amazon with mixed results. It couldn't get the stubborn last layer off. This is where the solvents come in.

I found the stubborn adhesive remaining wouldn't budge without a strong solvent like Xylol. \*Make sure to use protective gloves when using any solvent.\* Apply it to a rag and rub it slowly over the adhesive. It will dissolve the adhesive enough that you can use the plastic scraper to get it off. It will ball up and eventually come off. Afterwards, I used some lacquer thinner on a rag to ensure the surface was perfectly clean.



# Repairs, Restorations & Cool Airstream Things

## DIY: Replace Your Factory Skylights (Cont.)

By Jeff McCaffrey (BRN 10258)

TIP: With the curb surface prepared, slide the sunroof through the hole and set it on the curb (dry fit). Using a Sharpie marker, draw a line along the inside edge of the curb to mark the innermost edge. Remove the skylight and invert it on supports to keep it from rocking on the dome.

Cut a large tip on the OSI Max sealant tube, large enough for a 3/8" bead. NOTE: The large bead is to compensate for gaps between the skylight frame and the curb. Apply the sealant to the skylight frame opposite of the line drawn. Applying the sealant to the skylight frame eliminates the problem of disturbing the bead during installation.



Next, remove the protective film from the outer dome. Carefully slide the skylight through the opening and set it on the roof. Rearrange your hands to lift it onto the curb. You can pull down from the inside frame on the skylight to set the sealant. I secured the skylight with 1 1/4" #10 hex head stainless steel screws through the pre-drilled holes in the frame. Use mineral spirits to clean up the OSI Max sealant if necessary.



Reinstall the inside trim and shade then step back and enjoy your new skylights!



# Repairs, Restorations & Cool Airstream Things

## Don't Forget the First Aid Kit

By Jane Hyer (BRN 4297)

A first-aid kit is an important item to have when you travel, whether it's across the state or to a National Rally. A first-aid kit should include items that you need for a minor medical issue. (No brain surgery or amputations.) There are many fine, already assembled first-aid kits on the market, check Amazon. The marketed kits are convenient and effective. However, if you are interested in customizing or creating (DIY) your own first-aid kit, here is a list of items to consider including.



First, get a small plastic box with a cover or a large zip-up bag and clearly label it. Then, gather the items on your list, using travel or sample sizes when possible, to save space.

-Antibacterial wipes: Wipes that kill germs can be helpful for cleaning tools and hands.

-Hand Sanitizer: hand sanitizer should contain at least 60% alcohol.

-Instant Cold Packs: these disposable packs turn cold quickly to relieve bumps, bruises and minor burns.

-Pain reliever: Acetaminophen (Tylenol) or ibuprofen (Advil) is helpful. Include children's formula if you have children traveling with you.

-Scissors: you might need a scissors to cut gauze, bandages or open packages.

-Self-adhesive wraps: wrap up a sore knee, ankles or other injuries with self-adhesive wraps that don't require pins or tape.

- Thermometer: check for a fever with a thermometer and clean it with an antibacterial wipe when you are done. Most digital thermometers now have batteries.

- Antibiotic ointment: apply ointment before sticking on a bandage.

-Band-Aids in various sizes

-2-3 packages of sterile gauze squares and one roll of medical bandage tape

# Repairs, Restorations & Cool Airstream Things

## Don't Forget the First Aid Kit (Cont.)

---

*By Jane Hyer (BRN 4297)*

- Masks and non-latex gloves
- Tweezers: they are essential for removing bee stingers, splinters and ticks.
- Antihistamines: Loratadine or diphenhydramine (Benadryl) can be helpful for seasonal allergies.
- First-Aid Card with basic instructions for first aid care

Final considerations for traveling with medications- If you travel with prescription opioids or medications with needles, leave the prescriptions in their original pharmacy issued packaging. This will be helpful in case your luggage or trailer is searched by authorities while you are traveling. Hey, it can happen!

If you need medication refills, get them before you hit the road. Pack enough of your prescriptions for your entire trip and some extras in case you are delayed coming home.

Keep your first-aid kit secured and out of reach of children.

As always, be safe and see you down the road!



## Region 7 Treasurer Needed

*By Chuck Zellermyer (BRN 10230)      Region 7 2nd VP*

There is an exciting opportunity coming available in Region 7.

For the past four years, I have had the privilege of serving as your treasurer. Later this summer, I will become the 1st VP of the region. It would be inappropriate for me to serve in both offices. Therefore, we are looking for an individual who would like to take on the region treasurer responsibility.

Now you may think, oh no, not me! Well, let me tell you that I have served as treasurer in many different organizations and I can say that this is the easiest one that I have ever done. The only real pressure is at the time of the Region 7 Rally and the International Rally each year. There are a limited number of transactions that take place during those two events. Now that we are set up to use PayPal for collecting money for the rally fees and such it has become even easier.

It is helpful if you have some bookkeeping and/or accounting experience and if you have any experience with QuickBooks, it would be a huge plus for you. Even if you don't have any experience with QuickBooks, I am ready to help you learn.

Even if you only have a very minor amount of interest/questions about serving in this way, I would ask that you reach out to myself or Chris Olsson, our incoming president.

It is only through the efforts of our wonderful volunteers that your Region 7 officers are able to support the camping experiences of our three clubs. If you're looking for a way to contribute, this just may be it.

Chuck Zellermyer

BRN 10230

Region 7 Treasurer and 2nd VP



# This and That From Your Region 7 President

**“THAR SHE BLOWS!!!”**

By *GINGER SLATTERY (BRN 2041)*




This week I have had the privilege of meeting with our Executive Council and all 12 Region Presidents at our 2nd annual Strategic Planning session. You do not get to hear the summary of this week.....yet! Instead I wish to share how our 3 days ended!

Now my maternal grandmother, Lois Kenney, was a brave woman, not afraid of ANYTHING.....except wind. She had survived a tornado, and if the winds starting getting strong, it was the only time I saw her fearful! You have to understand, this woman was struck by lightening INSIDE her house, (before everything was grounded, but that’s another story!) Yet it’s wind that frightened her, not thunderstorms... She said an approaching tornado sounds like a freight train....I can confirm that.

I shared a Air B&B with Nancy Fitzgerald, R9 President, her husband, Randy and R3 President, Christine Baum. We had a fabulous time with late night discussions and maybe a glass of wine or two! Thursday night was our last night. We were at a new local brewery 5 doors down from our Air B&B. We had ordered pizza from the little establishment right across from our cottage called Jack and Dos. (Great, Great pizza!). It was lovely. When we finished eating we noticed the winds had greatly picked up and I said we better get back to the cottage while we can! It was getting frightening! We all got the tornado warnings on our phones! The sirens went off! Christine asked, “Where do we go?” The shower I said! It was very intimate! Let me tell you! Of course, I am too darn curious for my own good and start trying to see out the windows! Couldn’t see a thing! Just wind. Now I understood why Gramma K was so afraid of the wind.... And what it can bring. We all came through unharmed! Sorry to you all unbelievers but we go forth but by the Grace of God.

I have a picture of a gas grill in the road. When you see the picture, our cottage is in the background, the gas grill was to the left on the patio you can’t see. The tornado picked it up. Flung to the left of all our vehicles and left it in the road. Science? Yes, created by God. Our guardian angels worked overtime to protect us! I was awake by 4:30 am. Couldn’t go back to sleep so decided to hit the road! It was tricky in the dark. No, the power wasn’t on and hard to see all the downed lines in the dark. I was on the road by 5:15 a.m. gingerly creeping around all the downed power lines. I could get out, but there was no going back as all the roads were blocked. It wasn’t until I got onto I75N that my passenger mirror came off and was blowing in the wind! I got off on the next exit only to find the



# This and That From Your Region 7 President

## “THAR SHE BLOWS!!!” (Cont.)

By *GINGER SLATTERY (BRN 2041)*



only parking lot was the Ohio State Police and I pulled in there to see if I could unplug the mirror or what. I only had my cell phone flashlight (that’s not going to happen again!) and an officer came over and asked “what’s going on?” I explained I had been in Russel’s Point during the tornado and it wasn’t until I was on 75 that my mirror broke off. I asked if he had a knife to cut the wires and he was happy to provide assistance! Once daylight finally decided to make an appearance, I could see how much damage to my truck there was. It had been hit by a lot of the roof debris that came off the cottage immediately next to ours. They lost their whole roof and it was raining inside

as hard as outside. Fortunately they had a friend they could stay with and were unharmed as well. Their names are Ashley and Scott and are an adorable young couple, which led me to a brainstorm that many of the workers at Airstream come from the surrounding areas affected by this tornado. Ashley and Scott lost almost everything they owned as did many others in these communities. It’s already in the works that I would like our Airstream community to come together and have a special collection to aid our Airstream neighbors affected by this tragedy. When everything is in place, we’ll send out an email with the details. Please be generous. Christine, Nancy and I all got to leave, the residents did not. Let’s help them rebuild as they have all helped build our Airstreams....

