



THE BELL RINGER

PALMETTO STATE AIRSTREAM CLUB
CLUB 022 WBCCI



March 2025

Inside this Edition:

Page 2 – Inside this Edition, Officers,
President’s Message
Page 3 – Birthdays, Anniversaries,
Cares & Prayers, Sign up for Rallies
Page 4 – St. Paddy’s Rally Schedule
Pages 5 & 6 – 2025 Rally Schedule
Page 7 – Nuts & Bolts
Page 8 – Valentine Luncheon Pictures
Pages 9, 10, 11 & 12 – We Survived Year One
Page 13 – Some March National Holidays,
Welcome New Members, Donate
Page 14 – Hello & Welcome
Page 15 – Recipe

2025 Palmetto State Airstream Club Officers:

President: Eric Graham (BRN #5097)

1st VP: Charlie Purser (BRN #28742)

2nd VP: Joey Evans (BRN #8007)

Treasurer: Donna Pollard (BRN #7218)

Membership: Terry Montgomery (BRN #3156)

Recording Secretary: Sandee Welch (BRN #1399)

Corresponding Secretary:

Kathy Welch (BRN #11648)

Directors:

Nancy Suttlemyre (BRN #5118)

Kerstin Evans (BRN #8007)

Communications:

Editor of The Bell Ringer:

Joyce Butucel (BRN #5391)

Facebook Web Page: Melia Jacobs (BRN #6901)

Webmaster & Directory: Bill Welch (BRN #1399)

Please check PSAC membership directory to get people’s contact information.

President’s Message:

by Eric Graham (BRN #5097)

I hope everyone is doing well, and that you have done a safety check on your Airstream! We have some exciting travels ahead, and this year is shaping up to be amazing!



What better way to start the season than with some salty air?

Silver in the Sand has been a tradition of mine since I joined the club, and it always feels like the perfect way to kick off the season. It's just a few weeks away, so if you'd like to join us, there's still time to book your site!

Take a moment to review this year's rally schedule — there's still time to sign up for our rallies.

If you're interested in hosting, please let me know! We're looking for a host for **July's rally**. Even if it's your first time, we have plenty of experienced veterans and volunteers who are happy to help.

For those who registered online and overpaid, you will automatically receive a refund of \$5 per person to align with our new \$15 per person policy. If you have not received your refund, please reach out to me, and I will be happy to assist in resolving the issue.

Get ready to de-winterize your Airstream and wash off the dust because we have a fantastic year ahead!



HAPPY BIRTHDAY

March Birthdays:

Mark Weaver – 9
 Becky Fairey – 12
 James T Schaal – 13
 Cheryl Smithson – 14
 Jan Wilson – 14
 Gail King – 15
 Amy Eckhardt – 16
 Jennifer Olsem – 18
 Lisa Holden – 20
 Julie Gray – 21
 Allen Kirchner – 22
 Michael Miller – 22



April Birthdays:

Brit Cox – 4
 Joanne Miller – 4
 Dan Steadman – 6
 Bill Butucel – 6
 Joyce Butucel – 7
 Bob Hoffman – 8
 John Leake – 11
 Roxanne DeVecchio – 12
 Steve Bost – 16
 Larry Inguagiato – 16
 Randy Shropshire – 19
 Peter Davey – 23
 Jay Harris – 24
 Tracy Harris – 24
 Gary Menne – 24
 Marvin Snead – 25
 Donnie Lee – 27

HAPPY ANNIVERSARY

March Anniversaries:

Donnie & Vickie Lee – 25

April Anniversaries:

Kevin & Victoria Richards – 6
 Eddie & Sandi Lee – 21
 Donn & Julie Gray – 22
 Peter Davey & Stephanie Tisch – 28



Cares and Prayers:

- Continued prayers for Jeff Morehead/healing.
- Continued healing prayers for Nancy Suttlemyre and Gail Broadway from recent surgeries.
- Prayers for Jerry Peterson, his wife, Deb and their entire family for Jerry's sister as she battles brain tumors.
- Continued prayers for healing for Carole Austin.
- Comforting prayers for Donna & Eric Pollard from the loss of Donna's cousin.
- Prayers for Pam DeVine as she mourns the loss of her sister.

Our Club Website: airstreamclub.org/palmetto-state



How to Sign Up for Rallies:

To learn how to register for a rally, go to our club website airstreamclub.org/palmetto-state and page down to watch the "Registration Tutorial." This tutorial will walk you through the steps to register and/or pay for any upcoming rallies.

Link to [Registration Demonstration](#) →

After watching the tutorial go and register for the rally/rallies you are planning to attend

NOTE: This is only to register and pay your rally fees! See [PSAC 2025 Rally Schedule](#) in this newsletter for more details. You will need to call the campground to make your camping reservations, separately!

Still need hosts for July Rally!

A Note from Melia (BRN #1269) 🍑
 Hiya PSAC family,

Change is never easy, and this decision was no exception—I'm officially moving from the **Palmetto State Airstream Club** to the **Georgia Airstream Club, (new club for GA effective 2/25/2025)**. But don't worry, I'm not going far! I'll remain an **affiliate member** and will continue my role as **Social Media Editor** through the end of the term. In the meantime, I'll be looking for the right person to take over and keep our digital presence shining!

This club has been more than just a community—it's been **family**, and that will never change. Thank you all for the memories, the laughs, and the adventures. **See ya down the road!** ❤️

Melia, Carlton & Meka'



St. Paddy's Day Rally Schedule

March 13-16, 2025

St. Paddy's Rally

Let's celebrate St. Paddy's! Dress in green and decorate to "Do the GREEN thing!"

Time to get your Airstream out of hibernation and come join us for the first camping rally of the season with the Palmetto State Airstream Club. No better place to kick off the season than Myrtle Beach, SC, home of the "Grand Strand." Fifty miles of some of the finest beaches to be found anywhere! Enjoy the company of your friends and the local attractions at your leisure!!



Plus...we will have access to nearly a mile of fabulous beaches, right at our doorstep, at Ocean Lakes Family Campground. That's right, ocean front camping with all the amenities just steps away from the surf.

A quick look at the fun we have planned.....

THURSDAY, March 13th - 4:30 PM Social Hour --- Early arrivals

An informal meet up! If weather permits, we will gather at the Ocean View Pavilion. Bring your favorite beverage or snack to share. Dinner will be on your own at one of the many excellent restaurants in the area or just fill up on what is being shared!



FRIDAY, March 14th - 4:00-5:00 PM Social Hour --- Official Start of Rally

David & Sia Pickel are inviting everyone to join them on Site# HH16 for the official start of the rally for Social Hour. Bring something to share, and your favorite drink. - Weather Permitting! Dinner will be on your own.



SATURDAY, March 15th - 8:30 AM Breakfast ---

Join us for a wake-up in the Activities Building! Sausage and Grits Casserole, and for the many requests, a repeat of Southern Sausage Gravy with Biscuits. For the sweet tooth, a bit of Jelly and Honey, Fruit, Juice and Coffee.

4:00-6:00 PM Social Hour

Weather permitting, we will meet at the outdoor Ocean View Pavilion or inside the indoor facility if weather is not good. Bring your own beverage, hors d'oeuvres, or anything of your choice!

6:00 PM Supper - We'll gather at the indoor facility to enjoy Larry's treat of "Cincinnati Chili" with noodles, served with a Salad and Garlic Bread. We will also have Baked Potatoes with a few "fi" A couple of desserts will be provided: Banana Pudding and Homemade Cookies.

Optional - Bring a dessert to share.



SUNDAY, March 16th - 8:30 AM Continental Breakfast --- Good-bye until next time...

Continental Breakfast - Outdoor Oceanview Pavilion, weather permitting. Coffee and pastries with a goodwill message for the road.

Hosts: Larry & Jan Inguagiato and Tom & Nancy Suttlemyre




2025 Rally Schedule

March 13-16, 2025 | Silver in the Sand | **Reserve Now!**



6001 S Kings Highway, Myrtle Beach, SC 29575 | Ocean Lakes Campground
Booking Contact #: **(800) 722-1451 – Full hook-up**
Hosts: Larry & Jan Inguagiato and Tom & Nancy Suttlemyre

April 9-13, 2025 | Streamin' In The Sweetgrass | Region 3 Rally



9850 Highway 78, Ladson, SC 29456 | Exchange Park Fairgrounds
Full hook-up 50-AMP power; bring 30-AMP adapter if needed.
- Vendor booths, seminars, happy hours, meals, and ice cream!
- Explore the charm and heritage of Charleston and the Low Country.
Registration: Includes campsite, rally fee for one adult.



PSAC is hosting the Friday Fiesta; please [click here](#) to volunteer. **Reservation Deadline: March 24.**

April 24-27, 2025 | Silver in the City



North Congress Street, York, SC 29745 – **Boondocking Rally**
Currently SOLD out; reach out to Terry Montgomery to be placed on the waiting list.
Terry Montgomery at terrymontgomery31@gmail.com

May 10-18, 2025 | Silver on the Outer Banks | Reservation Deadline: March 31 | **Reserve Now!**



24798 NC HWY 12, Rodanthe, NC 27968 | Camp Hatteras – **Full hook-up**
Booking Contact: Jen Carlson at jen@camphatteras.com or 252-987-2777 Ext. 105
No Host Needed for this Rally and no Rally Fee!

Caravan Itinerary:

May 10-11, 2025, | May 17-18, 2025 | *Caravan overnight stays.*

558 Beaver Creek Road, Apex, NC 27502 | Poplar Point Campground

Booking Contact : **(877) 722-6762 – Book in Loop B if you can.**

<https://www.ncparks.gov/park-features/jordan-lake-state-recreation-area-poplar-point-campground>

June 19-22, 2025 | Silver in the Smokies | The Great Outdoors RV Resort | **Reserve Now!**



321 Thumpers Trail, Franklin, NC 28734– **Full hook-up**
Booking Contact: Michelle at **(828) 349-0412; sgo@gorvresort.com**
Hosts: Bill & Sandee Welch and Amy Eckhardt & Tim Demurs

Continued on page 6



2025 Rally Schedule

July 10-13, 2025 | Silver by the Creek | Reserve Now!



95 Pinewood Trail, Mill Spring, NC 28756 | Emberglow Outdoor Resort

Booking Contact: Nainsi at (828) 625-2205 – Full hook-up

There are still sites available, book NOW!

Use the QR code to your right to book your site:

NEED HOSTS:



August 14-17, 2025 | Silver at the Top | Reservation Deadline: July 14th | Reserve Now!



14255 Highway 75 N, Helen, GA 30545 | Top of Georgia – Full hook-up

Booking Contact: Kate Singleton at (706) 878-3590 - SingletonK1@aetna.com

Hosts: Joey & Kerstin Evans

August 23-28, 2025 | Airstream Club International Rally: York, PA | Reserve Now!

Registration is Now Open! Call (937) 596-5211

See Blue Beret for details and registration info.

- Visit the **FAQs page** for Rally details.

- Explore the historic town of York at **Explore York!**

Don't miss this exciting event – we look forward to seeing you in Pennsylvania!



September 17-21, 2025 | Carolina Mountain Jamboree/Joint Rally



521 Table Rock Road, Cleveland, SC, 29635

Palmetto Cove RV Park – Full hook-up

Reservation Deadline: August 1st

Booking Contact: Darlene Dudley at (843) 812-8430

Hosts: Low Country Airstream Club



October 23-26, 2025 | AlumaLine Update Coming Soon!!!

1885 US 70 E Marion, NC, 28752 – Full hook-up

Booking Contact: John Leake at john@leakesantiques.com



November 6-9, 2025 | Silver on the Broad River | Installation Rally | Reserve Now!



120 Broad River Campground Rd., Mooresboro, NC 28114 | Broad River Campground

Booking Contact: Christine (Christie) Rex at (828) 338-9598 – Full hook-up

NO RALLY FEE!

Hosts: Melia Jacobs and John & Susan Leake

Christmas Potluck - TBD



De-winterizing your Airstream

As winter's chill fades and the promise of warmer days beckons, it's time to prepare your Airstream for the upcoming rally season. De-winterizing your Airstream is essential to ensure everything is in top shape for your adventures. Here's a top ten(10) tips to help guide you through the process:

1. **Inspect the Exterior**

Before diving into the detailed steps, start by giving your Airstream a thorough inspection. Check for any signs of damage, such as cracks or leaks, and ensure all seams and seals are intact. Look at the roof, windows, and doors, and address any necessary repairs.

2. **Check the Tires**

Inspect your tires for any signs of wear, cracks, or bulges. Verify the tire pressure and inflate them to the recommended levels. Don't forget to check the spare tire as well.

3. **Reconnect the Batteries**

Reconnect the Airstream's batteries that were disconnected for winter storage. Make sure they are fully charged and inspect them for any signs of corrosion or damage.

4. **Flush and Sanitize the Water System**

Begin by flushing the antifreeze from the water system. Connect your Airstream to a freshwater source and open all faucets, allowing water to run through the system until it runs clear. Follow up by sanitizing the water system with a mixture of bleach and water, letting it sit for a few hours before flushing it out with clean water.

5. **Inspect and Clean the Propane System**

Examine the propane tanks, lines, and connections for any leaks or damage. Refill the propane tanks if necessary. Test all propane appliances, such as the stove, water heater, and furnace, to ensure they are functioning properly.

6. **Test the Electrical System**

Check all interior and exterior lights, outlets, and appliances. Test the functionality of the AC unit and other electrical components. Ensure all fuses and circuit breakers are in good working order.

7. **Check the Plumbing System**

Inspect all pipes, faucets, and connections for any leaks. Check the water heater, toilet, and shower for proper operation. Make sure the water pump is working efficiently.

8. **Inspect the Interior**

Give the interior of your Airstream a thorough cleaning. Check for any signs of pests or moisture damage. Ensure all cabinets, drawers, and furniture are secure and in good condition.

9. **Stock Up on Essentials**

Restock your Airstream with essentials, such as toiletries, kitchen supplies, and first aid kits. Check expiration dates on food items and replenish any depleted supplies.

10. **Perform a Test Run**

Before heading out on a long trip, take your Airstream for a short test run to ensure everything is working as expected. This will give you an opportunity to address any last-minute issues.

With these steps completed, your Airstream will be ready to hit the road again, offering you countless new adventures and memories.

Happy travels! See you Down the Road!





Thank you to Burt & Gail Broadway as our HOSTs for this event!



AIRSTREAM

Valentine's Luncheon
February 10, 2024



Our Club Website: airstreamclub.org/palmetto-state



We Survived Year One submitted by Charlie Purser (BRN #28742)

During the Mountain Jamboree Rally, I conducted a session on lessons learned, hacks, etc. Listed on the 4 pages is the follow-up message I provided to the attendees.

Included are the following:

- The Packing Checklist we have created (in Excel).
- Packing List from the Airstream website.
- Links to the websites I mentioned: (All Stays, Campground Reviews, etc.; see below).
- Notes that I created for Friday's session. Tips, tricks and best practices are included.
- Flush King. (see below).
- 28" water valve key (for bottom step support; see below).
- Some pictures of our rig and storage situation (ours is the one under the carport).

All Stays (my "go-to" site for finding new campgrounds:

[Campgrounds for Camping RV Parks, State Parks USA \(allstays.com\)](http://allstays.com)

Campground Reviews (you can filter by State):

[Top 100 RV Parks in North Carolina - North Carolina Campground & RV Park Reviews \(rvlife.com\)](http://rvlife.com)

Flush King:

[Amazon.com: Valterra Flush King™ 45 Degree Reverse Flush Valve Attachment for RV, Camper, Trailer: Automotive](http://amazon.com)

28" water valve key (for lower step support). Simply place the handle against the beam of your camper and the "U" on the lip of your bottom step. It keeps the step from moving around.

[HOMESTEAD 28-Inch Water Meter Key with wide T handle, Comfortable Grip and U-shaped Head - Amazon.com](http://amazon.com)

See [Wright Life](#) video listed immediately below.

The Wright Life: (one of my favorite YouTube channels). Straightforward and practical. I understand some of our Carolinas members know the Wrights personally.

[Top 10: Our Favorite AIRSTREAM HACKS – Simple & Easy! \(youtube.com\)](http://youtube.com)



We Survived Year One submitted by Charlie Purser (BRN #28742)

Inside vs Outside

Inside:

- Doors, pantry and cabinets latched
- Shower door latched
- Electrical appliances unplugged/off
- Windows closed and latched
- Antenna down
- Fans off
- Fan vents closed
- Water pump off

Outside:

- Chairs, grill, rug, etc. put away
- Disconnect and stow hoses/cables
 - Fresh water
 - Waste hose
 - Electrical cable (turn off electricity in trailer and at campground connection *first*)
 - TV cable
- Propane off
- Awnings retracted and secured
- Steps stowed
- Door locked
- Exterior storage compartments closed/locked
- Check blinkers, brake lights, and running lights
- Inspect tires for damage/wear
- Look for obstructions, low branches, etc. above, below, and around trailer

Getting Hitched

- Stabilizers up
- Tongue jack up
- Coupler latched and engaged with ball
- Safety chains connected to truck and trailer
- Emergency brake cable connected to truck and trailer
- Trailer electric cable connected to truck
- Hitch pin secure
- Chocks and/or levelers removed

Behind the Wheel

- Check trailer tire pressure
- Check tow vehicle tire pressure
- Engage trailer brake controller in tow vehicle to confirm brakes are functioning properly



We Survived Year One submitted by Charlie Purser (BRN #28742)

Pre-Trip:	Kitchen:	Bedroom:
US Mail	Water	Underwear
Tire air pressure	Meat	Shoes
Diesel & DEF	Milk	Shirts
Home HVAC & window check	Pot Scraper	Rain jacket
Washing machine water off	Eggs	Shorts
	Coffee	Pants
Connecting RV:	Coffee Press	Pillows 🧡
RV driving directions and RV park phone #	Milk mix	Wedge pillow
Gloves	Butter	
Power up walkie talkies	Sugar	Misc.:
Airstream steps	Boiled eggs	iPhones & chargers
Airstream stabilizers	Cheese	Doggie poop bags
Trailer brakes safety lanyard	Half and Half	Dog leads
Safety check with partner (walkie talkie)	Tortilla chips	Dog bowls
Tow-Haul mode (your tow vehicle)	Tortillas	Dog food
Exhaust brake (your tow vehicle)	Fruit	Dog brush
Rear camera on (lights on)	Lemon juice	Dog treat bag
TPMS receiver on	Vitamins	Games
	Forks, spoons & knives	Flash-lights
Parking RV:	Coffee cups	Airstream manuals
Gloves	Plates	Tool kit
Power up walkie talkies	Bowls	Fire kit (wood, matches, paper)
Reach water & electrical connections?	Pots	First aid kit
Level, left to right? (Anderson, etc.)	Utensils	Chairs
Chock tires		Outdoor carpet
Disconnect trailer		Raincoats & umbrella
Level front-back	Bathroom:	Quarters, dimes & detergent
X Chocks	Towels	Cash
Stabilizers	Soap	Personal Protection
Connect water & electricity (surge protector)	Toothpaste	Air compressor
Connect sewer hose	Bite guards	Heated water hose
Turn propane on	Dental floss	Roku HDMI stick
Battery bank in "Store" mode	Deodorant	Roku remote
	Meds	
	Activated charcoal	
Example: Palmetto Cove site E08: From E09 pedestal, 7' 6" wide from wooden base, 8' 5" forward from wooden base. 3x yellow blocks per tire.		
NOTE: You can personalize this list to meet your needs.		

Continued on page 12



We Survived Year One submitted by Charlie Purser (BRN #28742)

Checklist:

- Designate Airstream-related storage area(s) at home/garage.
- Update your checklist.
- Be patient & flexible.
- Build in adequate time for prep and travel.
- Walkie-Talkies.
- Chock, chock and chock.
- Airstream walkarounds at every stop.
- Written directions including town sequence, phone & address.
- Check campground website (ex. Orchard Lake & Top of GA).
- Full tank of diesel/gas before leaving home.
- Journal: Including notes, desirable sites (for return stays), etc.
- Notes from previous stays (site leveling, access, etc.) See Journal.
- Talk to other Airstreamers and accept rig visits!
- ***RVLife Trip Wizard*** for planning.
- Ongoing research and smart shopping.
- ***Campgroundreviews.com*** has videos, including hazards.
- ***Allstays.com*** provides State and City searches.



Top 10: Our Favorite AIRSTREAM HACKS - Simple & Easy! (youtube.com):

- 28" curb key (water valve) for step reinforcement.
- *Reflectix* bubble wrap for windows.
- Upside down Command Strip Hooks for partial blind opening.
- Pizza stone in oven to help distribute heat evenly.
- Curtain rods in refrigerator to lock load, while traveling.
- Stainless steel floor drain vents for HVAC air duct vent replacements.

INTERIOR RV ACCESSORIES YOU NEED | RV MUST-HAVES | FULL TIME RV AIRSTREAM (youtube.com)

- Departure checklist for travel trailers – Airstream Support
- Packing List – Airstream Support
- Arrival checklist for travel trailers – Airstream Support

Hope this helps you with your preparations and travel. Please let me know if you need further clarification on the materials I have provided. If you do not have Microsoft Office on your computer, you will not be able to open Word or Excel documents. I can copy/paste the Excel & Word documents to an email message. Just let me know.



Welcome New Affiliate Members

Michael & Franny Levesque, Windsor, VT
(BRN #7203) 2023 Flying Cloud 28'



SOME OF OUR NATIONAL HOLIDAYS IN MARCH

March 1

- Peanut Butter Lover's Day

March 5

- Ash Wednesday



March 9

- Daylight Savings



March 14

- Popcorn Lover's Day

March 17

- St. Patrick's Day



March 20

- 1st Day of Spring

March 24

- National Cheesecake Day

March 26

- Live Long and Prosper Day



March 27

- Major League Baseball Opening Day



March 31

- Crayola Crayon Day

DONATE

Anyone can donate anything at anytime as a door prize.


Donate whatever you'd like, such as a craft, or something you think would be a nice door prize. It's always fun to give and receive.

Please bring your donation(s) to the next rally that you attend!


At every rally there will be this box to put your donations in, so you can donate at anytime!



A Little Something About Us by Randy & Veronica Booth (BRN #23661)



Hello &
welcome



We joined back during the summer and renewed our membership in January.

We have two dogs, both Huskies. Jenna is on the left and Qira is on the right.



We have a 2023 27' International FBQ with a Hatch.

We have been camping with our Airstream for about three years.

We live in Athens, GA.



Apple Pancakes (Apfelfannkuchen)

Ingredients:

3-1/4 cups All Purpose Flour

1-2/3 cups Whole Milk

1/2 cup Seltzer Water

4 Large Eggs, divided

1/2 cup Sugar

1 Pack Vanilla Sugar (or you can add 1 tablespoon of sugar and several drops of pure vanilla extract, or 1 tablespoon vanilla paste)

2-3 Apples of your choice

Dash of Salt



Instructions:

1. Two to three apples (your choice) chopped up into small pieces
2. Oil of choice for pan.
3. Beat the egg whites until they form stiff peaks. Then in a separate bowl, add egg yolks, flour, sugar, vanilla sugar, salt, milk, and seltzer water and mix until smooth.
4. Gently fold in the stiff egg whites.
5. Add the chopped-up apples and place the bowl in the refrigerator for 10 minutes or overnight.
6. Preheat the pan with oil of choice or butter and cook your apple pancakes.
7. The batter is thicker than regular pancakes, just gently spread it out in the pan.
8. Sprinkle with powdered sugar.