

# The Riveted Peach



GEORGIA AIRSTREAM CLUB  
CLUB 181 WBCCI



July 2025

# **2025 Georgia Airstream Club Officers:**

**President:** Jill Rabb 00404

**1st VP:** Ned Webb 13486

**2nd VP:** Dene Huff 06740

**Treasurer:** Joe Huff 06740

**Parliamentarian:**

Alan Rabb 00404

**Recording Secretary:**

Randy Booth 23661

**Corresponding Secretary:**

Sherry Johnson 01153

**Membership Chair:**

Sherry Johnson 01153

**Webmaster:**

Alan Johnson 01153

**Public Relations:**

Melia Jacobs 01269

**Newsletter Editor:**

Veronica Doster-Booth 23661

**Assistant Newsletter Editor:**

Jillian Webb 13486

**Trustees:**

Denise Sims 08306

Rob Goodell 01380

# **Welcome to our new members and affiliates!!**

**May New Members:**

Tiffany Hagwood

**New Affiliates:**

Scott & Cindy Butzen

Wayne & Laurie Murphy

Stan & Robin Richey

Joseph & Bianca

DeNapoli

Mark Workman

Edward & Marsha Roepe

Abrom & Soon Ja

Douglas

Craig & Monica Brinkley

# President's Letter July 2025

By Jill Rabb



June is supposed to be a HOT, HOT, HOT month, but it has been more of a WET, WET, WET month.

Georgia Airstream Club had its first ever Sister Rally with the Top of Georgia and the South Eastern Camping Unit. We had a wonderful time getting together with our sister clubs. Hiking, sightseeing, knitting, ballon festival, bike fest, eating and socializing were in order for this rally. By the way don't forget that we really needed those rain boots and umbrellas – it rained every day. We had so much rain that the ground could not absorb anymore water. There were so many dogs at the rally they could have had their own rally – it was great seeing Lucy, Daisy, Oliver, Piper, Willow, 2 Bella's, Bogey, Frodo, plus so many more.

These two cuties (Piper and Willow) are waiting for the rally to get started.

Mom and Dad had to keep a close eye on Willow as she is a runner. When she first got to the campground “poof” she was gone. They found her playing in the creek behind their airstream. Thank goodness they found her so quick.






Thank you, Top of Georgia for your warm welcome and generous hospitality.

Thank you, Judi Sells, Joycelyn Peace, and Maria Harris for the welcome lunch on Thursday. Ladies, lunch was a very special treat and we all appreciate your hospitality. Very well done! Thank you again.

Here are a few pictures for one of the dinners that was coordinated at a local German restaurant - Bodensee



*Enjoy the journey and be kind to each other.*

*Jill*

# Treasurer's Report for June 2025

## Assets:

We still are collecting new members and new rally fees and continue to see increases in our assets accordingly. Nothing exciting to report other than monthly figures.

Category	SUM of Amount
Dues	812.22
Rally	191.52
Grand Total	1003.74

## Expenses:

I have coordinated with the Rabb's and we have all agreed to continue to defer any start-up cost repayments as we continue to grow our assets.

Category	Liabilities	Reimbursed	Outstanding
Admin - Postage	56	0	56
Admin - SG&A	571.09	0	571.09
Marketing	873.88	0	873.88
Merchandise	1353.08	400	953.08
Grand Total	2854.05	400	2454.05

## Accounts Payable:

We have no outstanding payments due other than the aforementioned reimbursement of start-up expenses to the Rabb's.

# **A Trip to Bahia Honda State Park in the Florida Keys by *Kathy Estabrook***

At the end of April, Todd and I finally got our chance to stay at Bahia Honda State Park which, even for Florida residents, is a difficult reservation to get. It is located near Big Pine Key, about 45 minutes or so from Key West. A distinctive feature of the park is the Old Bahia Honda Bridge which was part of the East Coast Railway built by Henry Flagler between 1905 and 1912 and was later turned into a road which became part of the original overseas highway. Use of this bridge stopped in 1972.

Although our campsite was not directly on the water, it was beautifully shaded, which was helpful during the heat of the day. There were plenty of open spaces where we were able to enjoy the view, watch the sunset, and we even saw a few manatees!

Although we had been to The Florida Keys before, we did visit two places that were brand new to us. One of them was Pigeon Key, which was the home base for railroad workers constructing the old seven-mile bridge. The cost included a tram ride to the island on the old bridge and a guided tour. Our tour guide was very informative, admitting she had a crush on Henry Flagler and told us all about him, the history of the railroad and Pigeon Key itself. There was also time to explore the historical buildings and museum.

Another day, we ventured down to Key West and visited The Key West Butterfly and Nature Conservatory. Visitors get to walk through a glass dome among hundreds of free flying butterflies. There are also exotic birds and even two flamingos! Your ticket gives you the ability to come back as many times as you want during that same day. We went through multiple times and on our way out one butterfly tried to hitch a ride out on Todd's shoulder but was caught by the sharp-eyed staff member at the door.

The last night we were there, there was a free "Stargazing at Bahia Honda State Park" event and with an astronomer who set up his telescope and we looked at planets, star clusters and galaxies. He also pointed out numerous constellations and shared other interesting information about telescopes and planetary objects.

These are just a few of the things we did during our trip and relaxing near the water with no agenda is never a bad thing. Bahia Honda State Park has a lot to offer: beautiful views, sandy beaches, short hiking trails and a small concession/beach store.

I already miss the gorgeous colors in the water and the smell of the salt air. We hope to make it back there soon!



# Bahia Honda State Park



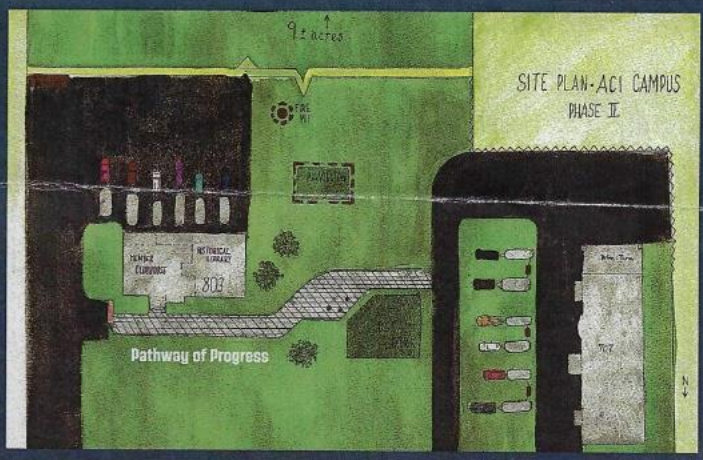




# LEAVE A LASTING MARK ON OUR CAMPUS WITH A PERSONALIZED LASER-CUT BRICK!

## ACI Member Clubhouse & Historical Center Fundraising Campaign

Dollars raised will go toward the renovation of the old Club building, developing our wonderful Member Clubhouse, Historical Library, Pavilion, Dog Park & expanded camping.



4x8 with or without Clipart

**\$125**

AIRSTREAM CLUB  
4X8 WITHOUT CLIPART  
3 LINES-20 CHAR/LINE



AIRSTREAM CLUB  
4X8 W/CLIPART  
3 LINES-15 CHAR

8x8 with or without Clipart

**\$250**

AIRSTREAM CLUB  
8X8 WITHOUT CLIPART  
UP TO 6 LINES  
OF TEXT  
20 CHARACTERS  
PER LINE



AIRSTREAM CLUB  
8X8 WITH CLIPART  
4 LINES OF TEXT  
20 CHARACTERS/LINE

8x8 Logo

**\$1,000**



### 21 Clipart Options Available!



**Order Deadline:  
September 30, 2025**

Questions?  
Contact Jenny Schnettler  
[jschnettler@airstreamclub.org](mailto:jschnettler@airstreamclub.org)

Order Online:



SCAN ME

[www.fundraisingbrick.com/aci/](http://www.fundraisingbrick.com/aci/)



## **Spring Adventure By Sherry Johnson**

Now and then, everybody has to be a SOB (Some other brand)!

That's exactly what Alan and I were for three weeks in May when we picked up a new Winnebago MinnieWinnie 25B from the factory in Iowa and delivered it to Alaska. At least we didn't bring it home.

It wasn't an Airstream, but we were comfortable on our Spring Adventure Package. We started in Iowa and ventured through South Dakota, where we drove through the Badlands, ate at the famous Wall Drug store, ventured past the Black Hills, and ate an ice cream cone in the shade of Mt. Rushmore, all in just two days. If you ever want a straight flat road, I-80 is the one. It's easy except when the wind blows at 35 knots. Even the cruise control won't work. It's the only flat thing between South Dakota and Alaska. There's always a view of the mountains! In Wyoming, we enjoyed the Big Horns, where we saw a cowboy herding his lost cattle on a 4-wheeler. In Yellowstone, we had a snowstorm and a hailstorm all in one evening. The snow let up in Alberta, British Columbia, and Yukon, but there were piles of it everywhere. Over the Canadian line what there weren't a lot of were restaurants, cafes, or diners. I had to do something I'm not used to doing, use the kitchen! The snow was especially heavy in Banff and on the Icefield Parkway to Jasper. That stretch, probably the most scenic, included a couple of glaciers and our very first bear sighting. The Al-Can was rough with many frost heaves, but the most challenging road was the Top of the World Highway, which isn't a highway at all, but a dirt road with no guardrails from Dawson City to Chicken. It included a ferry crossing and a border crossing into Alaska. We arrived in Chicken on the first day the cafe opened, their very first customer of the season. There were only 3 other establishments in the town with a population of 12 in 2020. Snow, bison, and bears everywhere.

We didn't see a moose until we were in Denali. There's nothing more ferocious than a moose with her baby. We saw her chase a dog and its owner. And then heard she attacked two more off-leash dogs the morning we left. Those animals are huge, at least 6 feet to their shoulder, and they use their front hooves to crush anything that they think threatens their babies.

We made it to Anchorage via Fairbanks. If you are ever in Fairbanks, eat at the Salmon Bake, an experience as well as good food. Or, try Soapy Smith's downtown and talk to the owner, who will tell you everything you want to know about Alaska. Our favorite in Anchorage was the Moose Tooth. And there's nothing like the relieved feeling of turning in your vehicle or rig with no dents, cracks, or funny noises at the finish of an adventure. And it was quite an adventure. But we can't wait until we get back home, do the laundry, and hook up our Flying Cloud next week for another adventure, this time in good ole hot Georgia!





# Where is the Riveted Peach?



Please send your Riveted Peach pics to [Veronicagac181@gmail.com](mailto:Veronicagac181@gmail.com)



# 2025 Rally Schedule

## JULY

15th 6:30pm  
Social Event  
Town 220 Restaurant  
Madison, GA

## AUGUST

23rd – 28th  
68th Airstream Club International Rally.  
York Expo Center  
334 Carlisle Ave  
York PA, 17404

## SEPTEMBER

4th- 7th  
Talona Ridge RV Resort.  
723 Highland Pkwy  
Ellijay, GA 30540  
15 sites available

<https://forms.office.com/r/cB2g5uBRrB>

(The link will take you to the reservations for our Talona Ridge Rally.)

## OCTOBER/NOVEMBER

FLORIDA/GEORGIA SHOWDOWN Joint Rally/Peanut Festival  
Oct 30 - Nov 2nd  
Hidden Hallows RV Park (The Crossing At Big Creek)  
Call 334-316-9300.

When you call there will be music playing,  
someone will answer the phone.

Say you need to make a reservation and you are with the  
Georgia Airstream Club

## DECEMBER

6th

Social Event - Dinner and Light Show at the Botanical Gardens Athens.  
More details will follow

## 2026 Rally Schedule

**Hosts are needed for all rallies.**

Please use the Jot Form on Georgia Airstream Club website

### JANUARY

10th-13th

Rally White Oak Pastures

101 Church St

Bluffton, Ga 39824

(229) 641-2081

10 spaces

You will need to call and reserve/pay for your camp spot for this rally.

### FEBRUARY

12th-15th

Stone Mountain Park Campground

4003 Stonewall Jackson Dr.

Stone Mountain, GA 30083

770-498-5710

### MARCH

4th-8th

Region 3 Rally

Sun and Fun Campground

4590 Rocky Rd

Lakeland, FL 33811

863-904-0199

8th-11th After Party

Ocala Equestrian Center

(World Equestrian Center)

1750 NW 80th Ave

Ocala, FL 34482

352-414-7900

Urgent attention is needed for this rally. You must make your own reservations with the Equestrian Center.

## APRIL

9th-12th

Crooked River State Park  
6222 Charlie Smith, Sr Hwy  
St Marys, GA 31558

(This is a Georgia State Park. You will need to make individual reservations)

## MAY

April 30-May 3rd

Cloudland Canyon State Park  
122 Cloudland Canyon Park Rd  
Rising Fawn, GA 30738

(This is a Georgia State Park. You will need to make individual reservations)

## JUNE

4th-7th

Shady Dale Rodeo  
Hard Labor Creek State Park  
5 Hard Labor Creek State Park Rd  
Rutledge, GA 30663-0247

(This is a Georgia State Park. You will need to make individual reservations)

## JULY

15th

11:30 Meetup at Lazaro's Cuban Cuisine  
25 Woodstock Rd  
Roswell, GA 30075

## AUGUST

22nd-27th

International Rally  
2005 E. Burdick Expressway  
Minot, ND 58701  
Caravan?



## SEPTEMBER

25th-27th

Talona Ridge RV Resort.

723 Highland Pkwy

Ellijay, GA 30540

rallies@talonaridge.com

25 sites available

Discounts available: Good Sams, Firsts Responders, Military  
Active/Retired

\*This will be an Annual Rally\*

## OCTOBER

Brew, Stew, and Que in Hiawasee, GA for the FL/GAShowdown with  
Emerald Coast Airstream.

Dates have not been made available for this event

## NOVEMBER

5th-8th

High Falls State Park

76 High Falls Park Dr

Jackson, GA 30233

## DECEMBER

3rd-6th

Christmas at Calloway

Pine Mountain RV Resort

8804 Hamilton Rd

Pine Mountain, GA 31822-4711

Ph# 800-441-3502

(You will need to make individual reservations for this park)



## Soaring to the Sea: The Great American Balloon Race 2025

Melia Jacobs

### From the Mountains to the Coast – A Journey Like No Other!

From June 4–7, 2025, the skies above Georgia came alive with color, adventure, and awe as the **Great American Balloon Race** lifted off from the charming alpine village of **Helen, GA**, and soared eastward toward the shimmering shores of the **Atlantic Ocean**.

This year's race brought together over 20 hot air balloon teams from across the country, each vying for glory in one of the most scenic and challenging ballooning events in the nation. Pilots navigated the rolling hills of North Georgia, the vast Piedmont, and the coastal plains, all while contending with shifting winds and unpredictable weather patterns.

### Highlights from the Race:

- Spectacular Launch in Helen:** Crowds gathered early on June 4 to witness the breathtaking mass ascension from Helen's riverside fields, with balloons rising against the backdrop of the Blue Ridge Mountains.

- Mid-Race Magic:** Pilots and spectators alike were treated to stunning aerial views of Georgia's heartland, with impromptu landings and community meetups along the way.

- Triumphant Finish:** The race concluded with a dramatic descent near the Atlantic coast, where the leading teams touched down to cheers and celebration.

### Winners & Awards:

*First Place:* Team SkyQuest (Pilot: Amanda Reyes)

*Second Place:* High Spirits Ballooning

*Third Place:* Wind Riders of the South

**Community Spirit & Celebration:** The event wasn't just about competition—it was a celebration of flight, freedom, and community. Local towns along the route hosted viewing parties, balloon glows, and family-friendly festivities, turning the race into a statewide celebration.

**Looking Ahead:** Plans are already underway for the 2026 race, with new routes and even more teams expected. Whether you're a ballooning enthusiast or a first-time spectator, the Great American Balloon Race promises an unforgettable experience.



## A Note from Jenna's Mom and Dad

If you've seen us out on one of our many walks during a Rally, you probably remember Jenna — our sweet rescue pup with a gentle spirit and a strong sense of direction (even without her sight). Jenna was a part of our family for 14 wonderful years. She had been blind since the age of 2 due to glaucoma, but that never stopped her from exploring the world with confidence, joy, and a wagging tail.

We wanted to share with our Airstream friends that Jenna recently passed. It's been a difficult goodbye, but we're deeply thankful for the love and kindness so many of you have shown her — and us — over the years. Jenna truly loved Rally life: the new smells, the campfire visits, and especially all the friendly people and pets.

In this issue, we've contributed a story in her honor — a small tribute to the joy she brought to our travels and the hearts she touched along the way.

With love and gratitude,  
Veronica & Randy





One of the hardest things we've ever had to share... With hearts full of sorrow, we want to let all of Jenna's friends know that we had to say goodbye to her last night (May 29<sup>th</sup>).

For those who may not know, our dear friend Moe adopted Jenna in December of 2013 from Alleys Rescued Angels in California. Not long after, she asked us to be Jenna's Godparents—a role that has been a true honor and joy.

We're so thankful Jenna was able to join us on our recent trip to Santa Rosa Beach—one of her absolute favorite places. Watching her there, you'd swear she spent her puppy days chasing waves and digging in the sand. The beach brought her so much happiness.

Even though she had been dealing with some health issues, she still had that spark of adventure in her. When it was time for another trip—this time to the lake—she was all in. She got in a few good walks, dipped those sweet paws in the water, and soaked up every moment. We'll treasure that time with her always.

We ended up cutting the trip short when we saw she was starting to struggle. After a few more episodes of discomfort, it became clear she was gently letting us know she was ready. Ready to go be with her mama Moe.


We know Moe welcomed her with open arms and endless kisses. They're finally back together—just as it was always meant to be.

Our hearts are broken, and the house feels so different without her. Jenna brought so much love, comfort, and joy into our lives. And through her, we've met some truly wonderful friends—what an incredible gift her life has been.

Until we meet again, sweet Jenna... We love you so very much. Always and forever.

Veronica, Randy & Qira





"There's nothing like roughing it in the woods to make a man feel alive!"

HAHAHA!!



# Peach Bread Recipe

This Peach Bread is a wonderful recipe to incorporate summer peaches. Delicious, moist quick bread full of ripe diced peaches with a easy peach glaze.

## Ingredients

### For the Bread:

- 3/4 cup [granulated sugar](#) 150 grams
- 1/2 cup 2% milk 4 ounces
- 1/2 cup canola oil (vegetable or coconut oil)
- 1 large egg
- 1 teaspoon [vanilla extract](#)
- 2 cups [all-purpose flour](#) 260 grams
- 2 teaspoons [baking powder](#)
- 1/4 teaspoon [salt](#)
- 2 cups diced fresh peaches

### For the Glaze:

- 2 cups [powdered sugar](#)
- 2 tablespoons melted butter
- 1/3 cup finely diced peaches (peeled and drained of any extra juice)
- 1/2 teaspoon [vanilla extract](#)
- 1-2 tablespoons heavy cream or milk\*\* (optional)

## Instructions

- Preheat the oven to 350°F.
- In a medium bowl, stir together the sugar, milk, oil, egg and vanilla.
- 3/4 cup granulated sugar, 1/2 cup 2% milk, 1/2 cup canola oil, 1 large egg, 1 teaspoon vanilla extract
- In a separate bowl, combine the flour, baking powder and salt. Add the dry ingredients to the wet ingredients and stir until just combined.
- 2 cups all-purpose flour, 2 teaspoons baking powder, 1/4 teaspoon salt
- Fold the peaches gently into the batter.
- 2 cups diced fresh peaches
- Pour the bread batter into a greased 9"x5" bread pan. Bake at 350°F for 55-60 minutes. A toothpick inserted in the center of the bread should come out clean. Allow the bread to cool for 10 minutes, then remove the bread to a wire rack to cool completely.
- To make the glaze, combine the powdered sugar, melted butter, diced peaches and extract in a small bowl. Mix until it is smooth. Add heavy cream only if needed to get the glaze to a drizzle consistency.
- 2 cups powdered sugar, 2 tablespoons melted butter, 1/3 cup finely diced peaches, 1/2 teaspoon vanilla extract, 1-2 tablespoons heavy cream or milk\*\*
- Once the bread is cool, spread the glaze on top of the bread. Slice and serve.
- Store the bread in an airtight container in the refrigerator.

## Notes

\*\*We didn't need any milk or cream to make the glaze spreadable, but it may depend on the juiciness of your peaches. The glaze will be very thick and look like it is not mixing up, but if you keep mixing, it should create a nice creamy peachish glaze as shown. If it doesn't, add milk or heavy cream 1 tablespoon at a time. The glaze will soften as it sits too since the sugar pulls out juices from the peaches. Keep this in mind when adding milk and don't add too much!

