



The Trillium

August 2025
Volume 53 Issue 4
Public Edition



Events Calendar	2	Labrador Adventure 2026	20
President's Message	4	True North Caravan 2027	22
Region 2 Message	6	Cooks' Corner	24
New Members	7	Quartermaster's Report	27
What's Zup	8	A Slow Drain!	28
2026 Event Preview	12	Airstream Life Hacks	30
Tales From The Trails	13	Sunshine Report	31
Tanner Steffler ... Thank You	15	Community Services Update	32
Getting to Know Your Executive	16		
I Didn't Know That	17		
Caravan Corner	19		



Events Calendar

Aug. 15-17	Rendezvous at Rideau Rideau Acres Campground Kingston, ON 613-546-2711	Hosts: Helene T. & Roch G. Theresa B. Registration is open Contact the park for camp reservations
Aug. 23-28	68th International Rally York, PA	Registration is open
Sept. 4-7	Region 1 Rally and 70th Anniversary of the WBCCI Annapolis Valley Exhibition, NS	Registration is open
Sept. 12-14	Fall Rally and AGM Lombardy Fairgrounds Lombardy, ON	Hosts: Kerry & Betty M. Registration opening soon
Oct. 3-5	Windezvous East Smuggler's Cove RV Resort Picton, ON 613-476-4125	Hosts: Helene T. & Roch G. Theresa B. Contact the park for camp reservations
2026	69th International Rally Minot, ND	Registration TBA
2027	70th International Rally Rock Springs, WY	Registration TBA

Shakedown – is a very informal gathering in the spring and gives us an opportunity to get together, renew friendships and make new ones, dust the cobwebs off our rigs and make sure everything is in good working order for the upcoming camping season. The weekend does not have club business meetings and will likely involve a potluck and casual get-togethers.

Make your own fun.

Rendezvous – another opportunity to get together and a little more structured than a Shakedown but again, it does not include club business meetings. Subject to the Hosts' planning, it may include a potluck meal and other activities or events.

Another make your own fun.

Winedezvous – much like a Rendezvous but takes place in wine country and includes excursions, tours of wineries and tastings.

Rally – as well as getting together, a Rally goes one step further and includes some organized meals, entertainment and may also include training seminars and other activities. Our Club holds a yearly Spring and Fall Rally which involve a business meeting, and the Fall event is our Annual General Meeting.





President's Message

David H.

Hello campers and welcome to summer. I thought our camping season got off to a bit of a slow start but then, my goodness, Mother Nature took pity on us and dished out some great sunshine.

Carol and I were chatting recently, and I commented on the heat and humidity. She was quick to point out that this is the first summer in four years that we've spent in Ontario as we've been either travelling the east or west coast.

I'd never heard of Coe Hill and didn't know where it was until we spent the weekend at the Rustic Canuck Weekend; what a wonderful time getting together with friends. Thank you to our hosts Joan McLean and Theresa Brown and everyone who pitched in to help. It was HOT and the horse flies were as big as sparrows, but we survived.

Our club continues to be strong and active and has been for quite some time due to the outstanding contributions of our volunteers. It certainly is heartwarming at an event to see many hands busily making the magic happen. It goes without saying that if it were not for our volunteers then there would be no OCAC.

I think everyone knows we have Trustees, but the question most often asked is "What do they do?" The duties of the Trustees are outlined in our By-Laws.



Trustees

Sec 4.3; Six Trustees are to be elected for a term of two years, commencing November 15th, but arranged so that the terms of only one half (1/2) of the Trustees expires in any one year. No Trustee may serve more than one, two-year term, consecutively.

Sec 4.4 The Trustee:

- a. Ensure accountability and continuity in the administration of the affairs of the Ontario Canada Airstream Club
- b. Attend all meetings of the Ontario Canada Airstream Club and the Executive Board
- c. Accept special assignments as directed by the Executive Board or by the President
- d. Ensure adherence to the Club Articles of Incorporation and By-Laws and the Ontario Not-for-Profit Corporations Act

When I was asked to be a Trustee, I considered it an honour, and so should you if you are approached to be part of the Executive team. Being a Trustee is rewarding and not very time consuming. Get involved; it's your club and together we will make it great.

Here is a quote by Jules Verne from his book Around the World in 80 Days.

Anything that one man can imagine, other men can make real. I see that it is by no means useless to travel, if a man wants to see something new.


Help Wanted

Are you interested in volunteering on our Executive Board?

We have three trustees and one 2nd Vice President position coming open at the Annual General Meeting in Lombardy in September.

If you would like more information, or to give back to your club by serving in any of these positions, please contact 1st VP Lesley S.

Ontario Canada Airstream Club
Making Every Mile Memorable Since 1964



Region 2 Message

Cody K. - Region 2 Newsletter Editor

I'm excited to share that the newly created **Region 2 Newsletter** is in progress and will be sent out shortly. Going forward, this quarterly newsletter will take the place of the traditional President's message, providing updates, highlights, and information from across Region 2 in a more engaging and comprehensive format. It will be sent out August, November, February, and May.





New Members

Please welcome our newest OCAC members.

Kim B. & Brian B.
2017 International Serenity 28

Steven S. & Dawna B.
2008 Intl. Signature CCD 23D

Tim B.
2022 Caravel 16RB

Matt & Nicki D.
2003 Safari C 25

Coreene S.
2009 Classic 31

Elie D.
2024 Pottery Barn 28
(Transfer from MAL)

Bruce & Beverly G.
2017 Classic 30

Dale & Lori C.
2020 Globetrotter 23



Thanks Can-Am
for all your
support!

The Towing Specialists



What's Zup

David H.

Rideau Acres Rendezvous Aug. 15 - 17

1014 Cunningham Rd
Kingston ON
613-546-2711

Join your OCAC family and friends at the Rideau Acres Rendezvous. Rideau Acres has been a long time go to destination for our club; they offer excellent facilities.

Our special rate is \$60.00 per day a \$6.70 discount from the regular price for full service. Water/Elec sites are \$54.90 after a \$6.10 discount.

The campground offers a heated pool, beach with boat/kayak rentals, laundry, camp store and mini put. Located just 10 km from Downtown Kingston.

We have 30 trailers and 60 people attending this Rendezvous, WOW, that's fantastic.

Activities for the Weekend

Friday – Pot-Luck appetizer dinner. This will be a dinner consisting entirely of appetizers. Prepare your favourite appetizer as a dinner entre to share with everyone. Dessert will be supplied by your hosts.

Saturday – light breakfast in the hall then you're free to venture out and explore. If you'd like to tour the Historic Kingston Pen, book it NOW as tours fill up quickly.

Saturday night we'll have a Pizza Party in the pavilion and more desserts supplied by our hosts. Weather permitting, when the sun goes down, we'll enjoy an outdoor movie. Bring your snacks and favourite beverage.

Sunday – light breakfast in the hall then you're free for more adventures or relaxation. Sunday night will be games, trivia night.

Things to do During the Weekend

Campground:
Pool, beach, mini put

Kingston:
Saturday Market downtown. Local meat, vegetable vendors

Fort Henry Historic site
<https://www.forthenry.com>

Bellevue House National Historic Site
<https://parks.canada.ca/lhn-nhs>

Tour Kingston Penitentiary
<https://www.kingstonpentour.com>

City Tour of Kingston (Hop on - Hop off)
<https://www.kingstontrolley.ca>

Kingston 1000 Islands Boat tours
<https://www.1000islandscruises.ca>

OR; park and stroll downtown with no particular destination!!!!

Hosts: Helene T. & Roch G. and Theresa B.

Questions please contact David H.



OCAC Travel brochure

Our new club brochure is on the [OCAC website](#), print a copy and take it with you when you travel, you can hand it out to folks you meet that have an Airstream but are not Club members.

New Member Handbook

The New member handbook is on the [OCAC website](#). This handbook is an excellent resource for all members old and new. You never know what you may learn.

Cooks' Corner

A new addition to the Trillium is a section dedicated to posting or requesting a recipe.

Our events often include a pot-luck meal with an assortment of delicious epicurean gastronomical delights that members would love to make. Well, this is the place where you post, request and receive.

Tales from the Trails

When we get together at an event, we share our travel stories. We also talk about the breathtaking views, places to avoid or experience - funny or not so funny. You don't have to be a wordsmith. Send your stories of your adventures to our [editor](#).

Lombardy Rally and Annual General Meeting

September 12 – 14
Lombardy Fair Grounds
6 Kellys Rd
Lombardy On
K0G1L0

Hosts: Kerry & Betty M. Registration opens soon, see the June Trillium writeup by Kerry.

Is this your first OCAC Rally? If you joined OCAC in 2024 or 2025 and have not attended either the Spring or Fall Rally in 2024 or the Spring Rally in Blyth in 2025, then this is your first rally. Please check the “First Rally” box on the registration form, and you will receive \$50.00 off your registration fee. This is only available to New Members who joined in 2024 or 2025 and are attending their First Rally.

Questions, contact Kerry M.



Fall Windezvous East

October 3 - 5

Smugglers Cove RV Resort and
Campground

3187 County Road 13

RR#3 Picton K0K2T0

Phone 613-476-4125

Website – smugglerscove.ca

Email – smugglerscoverv@outlook.com

This weekend is all about the local wines and cheeses so plan for an exciting and relaxing weekend in the heart of Prince Edward County where you'll have a challenge deciding what to do and which wineries, microbreweries and cheese factories you'd like to explore. Don't forget you're also in Apple Country and its fall; the apples will be ripe for the picking.

Friday, we arrive and get settled. At 7pm we'll gather in the hall to receive your comprehensive list of local attractions and places of interest for you to explore and experience on your own or with friends. While perusing your list you will be able to sample some local wines, complementary. Following the meet and greet we'll gather for a campfire.

Saturday – light breakfast in the hall then you're on your own for the day. The self-guided tours begin right from the campground gate.

Returning to the campground you'll prepare some tongue tingling, tasty treats including wines and cheeses for a potluck dinner. Followed by a campfire.

Sunday you are free again to explore places you missed the day before or sit and relax by the water. Returning to the campground in time for Happy Hour and sharing your gathered treasures.

Book your campsite now by calling Smugglers Cove at 613-476-4125 and tell them you are with the Airstream group.

Camping fees range from \$53.00 - \$63.00 depending upon the services you want.

The Winedezvous weekend OCAC price is only \$50.00 per trailer. The registration form will be coming out soon, I'll send out an email to let everyone know.

No better way to wind up the season with fall colours, food, great local wine and friends.

PS. Don't forget your corkscrew.

Your Hosts: Helene T. & Roch G., and Theresa B.

Questions; Contact David H.



2026 Event Preview

Lesley S.

Please mark your calendars with these upcoming events already booked for 2026

- ▶ May 8-10, 2026. Eastern Shakedown, Richmond Ontario
- ▶ Western Shakedown, Location TBA
- ▶ May 15-18, 2026. Spring Rally, Drayton Agricultural Fairgrounds
- ▶ Sept 11-14, 2026. Fall Rally and AGM, Quinte Isle campground

Both the spring and fall rallies are new locations never previously used for Club events.

The Spring Rally is scheduled to feature a catered roast beef dinner and a hot cooked breakfast both put on by members of the Fair Committee. The town of Drayton is very excited to be holding our rally.

The fall rally will feature full service sites for every rig and a catered BBQ dinner at a campground that annually hosts several large rallies.

Hosts are needed for both events. Please contact me directly if you would be willing to help. Remember the club succeeds only when everyone pitches in.

Both venues have provided us with some entertainment options so some of the heavy lifting has already been done.

Lesley S.

First Vice President





Tales From The Trails

David H.

I keep notes of our travels and here is a humorous little excerpt from my diary while travelling through Newfoundland in 2023. We were staying at Crescent Lake Newfoundland.

Thursday August 1, 2024 Crescent Lake

We decided to do laundry here as we're not sure what the machine availability will be at our next stop. The laundry room is a little way from our site, so I drove Carol up with our basket of clothes. The laundry room and showers are very conveniently located in the same small building.

We got our clothes washed and Roz and Doug, the owners, have just put up a clothesline beside the building which we're taking advantage of.

We had just got our clothes out on the line and were sitting in front of the laundry building enjoying the nice weather and a refreshing breeze waiting for our clothes to dry when a truck and large trailer pulled up to use the dump station located just in front of but off to the side of the laundry building.

As he was pulling up, I could see liquid dripping from underneath the trailer but again this isn't unusual because the freshwater tank is slow to drain and some campers, needing to exchange the water

will drain it by opening the valve allowing the fresh water to drain out en-route to their next campsite. So, the wife of SOB (some other brand) gets out of the truck and helps her husband get lined up with the discharge tube and dump site. Mr. SOB gets out of the truck, his wife told him that there is "something is leaking, there must be a broken hose or something" she said.

The Mrs. takes their 3 little yappy dogs for a walk so mister can dump the tanks, but mister doesn't heed his wife's words, grasps the cover on the discharge tube and gives it a twist to remove it and hook up his stinky slinky (dumping tube). We stood there in horror as a torrent of brown poop water gushed from his tube spraying everywhere, him, the trailer and extensively over the ground. Mister fights with the cover to put it back on with one hand while he frantically tries to close the trailer valve with the other which somehow was left in the open position, the dripping or leaking that was going on was the poop water seeping past the tube cover onto the ground.

Although I'm not one to let someone struggle needlessly in a desperate situation there was no way in hell I was going within 50 feet of this toxic conundrum. The poop gushed forth for a good 10 to 15 seconds and I would guess that based on the force the toxic waste was spewing I would say that his tank was full, but not now.

Mister managed to fight with the valve which he was finally able to close, and he got his discharge hose connected and opened the valve again to let what was left of his waste tank flow through the proper channels and down the discharge hose. Mister stands up and the entire front of his body is now covered in brown toxic sludge, including his shirt, pants and shoes. Good thing Mrs. wasn't there to see the show I can't image what calamity the two of them would have caused, you just had to be there to hear them to understand.

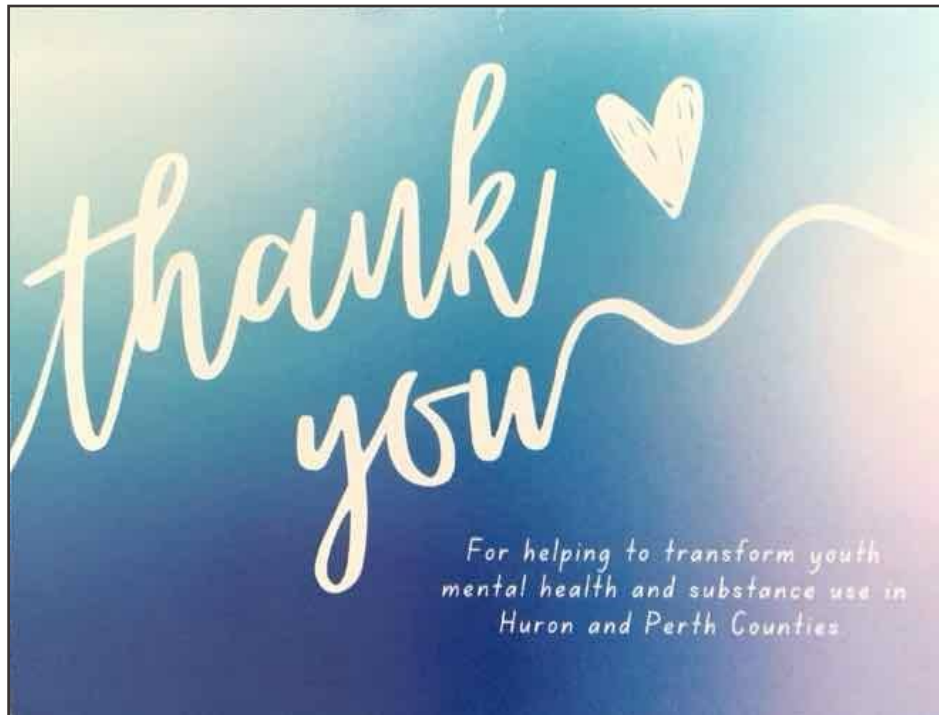
So as Carol and I stand there in disbelief as to what we have just witnessed and failed to capture on video to submit to one of those TV programs to win \$100,000.00 the amount of pooled and puddled excrement reeks and the stench is now permeating the air, I believe it was even searing the inside of our nostrils so we quickly grabbed our clothes off the line and put them into the dryer inside the building away from the offending airborne stench.

Now to make matters worse, the entire situation doesn't appear to have any effect on mister, he just carries on as if nothing out of the ordinary has happened at all and he went about his duties of emptying his tanks, touching and contaminating the dump equipment and hoses, then after he was done, he puts away his contaminated gloves and attempts to get in the truck, NO WAY!

Mrs. SOB is back, makes her displeasure known with facial expression, doesn't say a word and immediately jumped in the truck and won't let him in but tells him to go into the building and have a shower. She goes into the trailer and gets out a clean set of clothes which she hands to mister. Mister has a shower, touching and contaminating everything he puts his hands on, has a shower puts on the clean clothes but leaves his excrement-soaked attire hanging in the shower room. I drove down to the office and told the owner only to return to the scene of the Eco disaster and see mister and his Mrs. drive away, they had no intention of telling anyone what just occurred. The campground now had to disinfect the laundry and showers rooms as well as do something with the contaminated soil.

I was going to dump my grey water tomorrow, but I think I'll take a wide berth of the dump station.

Thank You From the Tanner Steffler Foundation



Dear Ontario Canada Airstream Club,
Wow! Thank you so much for your generous donation to the Tanner Steffler Foundation.
It is because of community members like you that we can continue to support youth and their families dealing with mental health and substance use challenges.
We are so grateful!
-Alina + the TSF team ♡



Getting to Know Your Executive

Donna C. - Membership Chair

I grew up camping with my family. We started in a cub tent with no floor, moved up to a tent trailer and then eventually to a trailer. Every year for two weeks we went off camping mostly to Grundy Provincial Park but also trips to the west and east. I remember as a child going to a trailer dealer with my dad to get a part for the trailer and he ended up purchasing a candy apple red Travelaire.

My husband and I retired to Goderich from Cambridge about 4 1/2 years ago and now live in a community just north of Goderich on the shore of Lake Huron. We started out as boaters, first a sailboat then a cabin cruiser. I wanted to get back into camping and do more 'land cruising'. Our first trailer was a 1973 Boler and from there we went to a 19' Bambi and then to 27' Flying Cloud.

We have been members since 2019 and joined the club on a recommendation of another member who was a caravan leader we met in Newfoundland. We have been to International Rallies in Fryeburg, Maine (2022) and Rock Springs, Wyoming (2023), have attended various rallies and joined the Northern Lights and Polar Bear Caravan (2022). We are also affiliate members of the Northern Ohio Virtual Airstream Club (NOVA). Ohio was the first place we went for our shakedown trip and there started our venture into what it was like to be a member of the Airstream community.

I am nearing the end of my first year of a 2 year term as Trustee and earlier this year I took over the role of Membership Chair. I do enjoy my role as Membership Chair as I try to connect with the new members and introduce them to what the club has to offer. If you have any questions please do not hesitate to reach out.





I Didn't Know That

David H.

The Ontario Canada Airstream Club 124 is the 3rd largest WBCCI club in North America.

WBCCI was born August 3, 1955 in Kentville, Nova Scotia. Yes, WBCCI was born in Canada during the Eastern Canada Caravan. The first membership meeting was held in Kentville and marked the beginning of a passion for travel, adventure and camaraderie that is still enjoyed by all members.

This year, 2025 the WBCCI is celebrating its 70th year and is the largest and oldest single-brand RV club in existence.

Past President Kathy B. wrote an article about our club bones.

I'm sure that in 1962 when our founders started to think about an Ontario Unit of WBCCI, they weren't thinking 50 years ahead! Hey, wait a minute – 1962 plus 50 years brings us to 2012. Shouldn't that have been our Golden Anniversary? The truth of the matter is that the idea of starting an Ontario-based unit in WBCCI germinated in 1962.

In September of that year, an organizing rally took place at Miner's Bay Resort. By the end of the weekend, there was an Executive Committee in place.

Dues had been set at \$8 for the following year - \$5 would be forwarded to International, and \$3 would be kept for Unit operations. WBCCI issued an initial charter on January 24, 1963, but it wasn't until January 24, 1964, that the final charter was granted to the Ontario Unit 1964 is, then, our year of record, even though our origins date further back.

There are 7 cities in the USA called Ontario, and it's believed that's why a second charter was issued to our club and the wording changed to "Ontario Canada."

We've had 3 club members serve as the Region 2 President: Jim H, Bruce M. and Don M. Don and his wife Kathy have been members of our club since 1993.

In 2014, Don M. earned a Founders award bar for having recruited over 100 members into our club. He is only the 2nd person to achieve that award.

Jim H, member from 1978 to 2019 was an Ontario Club president in 1985-86 and also served as Region 2 President.

Until about 2006 we had 3 VPs. The 3rd VP was always the quartermaster. The position of VP3 was abolished in the early 2000's

Our very first Club caravan was to Perry Georgia USA for the International Rally in 2008. It was Kerry M's first caravan as a leader.

Current member Brian H., joined the Club in 1975, and has the honour of maintaining the longest continuous membership.

Bruce M, was a founding member and Past President (1965 - 1966) of the Ontario Canada Unit. In 1974, Bruce became the twentieth International President of WBCCI and the very first Canadian to hold that office! The International Rally for which Bruce was responsible, held in Brandon, Manitoba, had one of the highest registrations in WBCCI history with 4209 rigs in attendance! Bruce was in his 107th year when he passed away and up until a short time before his passing, he enjoyed having his son read every word of The Trillium to him.





Caravan Corner

Kerry M.

Your Caravan Committee has been hard at work this summer laying plans for our Ontario club. Elsewhere in this issue of the Trillium you will find articles about two such initiatives. Pat L. is leading the effort for a Labrador mini-caravan that would precede the Viking Trail next year, focusing on the Trans-Labrador Highway. It sounds like a real adventure into a part of Canada that most of us have not experienced. Pat is also developing a follow-up to the 2016 True North Caravan that saw a group of intrepid caravanners traveling the remote areas of the Northwest Territories and the Yukon. She is working on a refined itinerary for 2027 that looks fascinating. Check out these articles for more information and to get on the information list.

More immediately, we are developing a seminar on caravan planning and operations for the Fall Rally at Lombardy in September. After breakfast on Saturday morning we will devote a couple of hours to

really explore the world of caravans with our members. Whether you are a complete newcomer to caravanning or a seasoned participant, we hope that we will have material that will expand your horizons. In this session, we will look at some of the potential differences between local club caravans and the ACI National caravan program, in terms of financing, duration and flexibility in operation. There will be lots of time for questions and feedback.

One of our aims is to build interest in members taking on the voluntary role of Caravan Leader. We have enjoyed the challenges and rewards of caravan planning for the past 18 years but its time to pass the torch, so to speak. Without leaders, there will be no caravans. We hope to see you in Lombardy and see if we can whet your appetite.



Labrador Adventure 2026

Pat L.

OCAC exclusive

Interested in a cutting edge adventure?
OCAC caravan to Labrador is in the works.

The inland passage from Quebec to Labrador is a rugged challenge including pristine, undeveloped northern lands. Our intent is to follow the gorgeous north shore of the St Lawrence to Baie Comeau and then head inland through Quebec with stops including an Innu based station, Churchill Falls and other massive hydro electric facilities, locations highlighting the indigenous culture as well as early European and modern influences. Once along the Atlantic coast we plan a stay at a living museum as well as visiting historic and cultural sites reflecting the life of Labrador people over the past 400 years.

This early season will mean cooler, but do not expect freezing weather. Some tourism sites will not be open yet so we will focus on the land and people around us. Overnight stays will include community parking lots - and an abandoned air strip! Some sections - various reports suggest about 100 km split in 2 sections - are unpaved and rough. Long stretches of uninhabited land so you and your trailer/ vehicle need to be stocked up, fuelled up (some travel with spare fuel containers), with spare tires and other maintenance equipment on hand. Wildlife in abundance. Most importantly, this time of year will be just prior to the black fly and mosquito season. We hope.



The caravan end location will let you decide whether to explore the Labrador coast further on your own - dip down into coastal Quebec, cross into Newfoundland on the ferry, or return inland and take in tourist attractions that will have opened.

- ▶ Approximate dates: after May long weekend - June 12, 2026
- ▶ Start: May long weekend OCAC rally
- ▶ End: Red Bay, Labrador
- ▶ Caravan size: small - exact numbers TBD
- ▶ Cost: TBD

Interested? Email Pat L.

Application/registration: Pat will send an email out to everyone interested in the fall (November or later) once we have more plans in place. Instructions on applying at that time.





True North Caravan 2027

Pat L.

True North Caravan - Ontario Canada
Airstream Club exclusive

June 6 - July 20, 2027

Come see the great Canadian North - Northwest Territories, the Yukon and northern provinces in between. Truly a bucket list caravan.

Meeting in northern Alberta, we head north towards Great Slave Lake. Adventures really begin in Hay River, Yellowknife and Dene communities. Camp on the beach. Catch fish for supper. Experience the culture to see the land. Celebrate National Indigenous Peoples Day with the community in Fort Simpson. Enjoy the solstice in a land where the sun barely sets.

Dipping down to northern BC for an afternoon at the Hot Springs, wander through the Sign Forest before arriving in the Yukon. Celebrate Canada Day in Whitehorse. Relive the Gold Rush in Dawson City. See glaciers from the air, experience tundra, Tlingit traditions.

This caravan brings you to unspoiled nature, stunning views, wildlife everywhere. Roads can be rough and not always paved. There will be boondocking at times. Your cell phone may not have a signal. Fuel and groceries need to be planned.




Interested? Make sure your rig and vehicle are in good shape and ready for lots of miles. Dings and dents could happen. Dust is guaranteed. Bring spare parts. Bear Aware for everyone. For those interested: golf and fishing gear.

We would love to have you join us!

- ▶ Number of rigs: 10
- ▶ Leader: Pat L.
- ▶ Email: leggattocaccaravan@gmail.com
- ▶ Expected start/stop location: Edmonton.
- ▶ Optional pay on your own caravan from Ontario to Edmonton
- ▶ Getting on the caravan: contact Pat if you are interested. A group email will go out in the fall with details on applying and registering.
- ▶ Wait list will be kept.
- ▶ Caravan cost (kitty fee): \$3000 currently, and expect increases as we add some activities.
- ▶ There will be optional excursions you may choose which must be covered by the leader. Your individualized payments will reflect those optional excursion fees.
- ▶ Deposit: \$500 to confirm registration
- ▶ Cancellation fee: \$50 plus any non-recoverable costs





Cooks' Corner

Beets With Honey Mustard Vinaigrette - Joyce W.

The beets can be boiled or roasted, peeled or not, sliced or spiralized! Tossed in a honey mustard vinaigrette, these beets are super healthy, easy to make and taste phenomenal!

Makes 4 small servings.

- 2 large beets, washed and peeled (peeling is optional; it looks nicer peeled but the peel also has a lot of nutrition)
- 1/2 tsp sea salt
- 1/4 tsp freshly ground black pepper
- 3 tblsp extra virgin olive oil
- 2 tblsp dark balsamic vinegar
- 2-3 tsp honey
- 1 tblsp Dijon mustard

Beets

Cook beets by boiling or roasting.

Boiling:

Boil 20 to 40 minutes until tender when pierced with a knife. Smaller beets take about 20 minutes, medium beets about 30 minutes and large beets about 40 minutes or more.

To Peel - Allow the beets to cool for a few minutes. Then place them under cool water and rub off the skins with your fingers. Watch out: this process is a little messy! You'll want to take care not to splash too much, and wipe up any beet juice stains right away. The beet juice will eventually wash off of your hands.

Slice or spiralize into large bowl.

Roasting:

Whole - Roast whole beets 45 to 60 minutes in a preheated oven at 400°F (200°C), or until they are fork-tender. Smaller beets may require closer to 45 minutes, while larger ones

could take the full hour or slightly longer.

Spiralized - Spread spiralized beets out on a lined cookie sheet. Drizzle with a little olive oil and sprinkle with the salt and pepper. Roast the spiralized beets for 10-13 minutes in a preheated oven at 400°F (200°C) or until the beets are soft. Place the beets in a large bowl?

Vinaigrette

Place the ingredients in a small sealed container and shake until emulsified.

Salad

Pour over the beets. Stir to evenly coat the beets. Serve immediately while warm or serve at room temperature

Make ahead: You can roast the beets and prepare the vinaigrette in advance, keeping them separate in the fridge (up to 3 days) until you're ready to assemble the salad.

Options:

extra virgin olive oil - olive oil, safflower or sunflower oil

balsamic vinegar - apple cider vinegar, white wine vinegar, rice vinegar, or even flavored vinegars. Whichever you prefer for flavour.

Optional additions:

Mixed salad greens (e.g., arugula, spinach, or mesclun)

Walnuts (toasting enhances their flavour - place them in a dry skillet over medium heat for 3-5 minutes, stirring occasionally, until they are golden and fragrant.

Cheese - goat cheese, feta or blue for a different taste profiles

Protein - grilled chicken, quinoa, or chickpeas for a more filling meal

My version at the Rustic Canuck potluck - boiled unpeeled beets, sliced small, balsamic vinegar, extra virgin olive oil, 2 tablespoons PC Honey mustard (replaces Dijon mustard & honey), Woolwich goat cheese (under Kirkland brand), forgot the salt & pepper.

Enjoy! Joyce

Scones - David H.

We travel with a Cosori Air Fryer which we find very convenient. As some folks know I like to make scones in the Cosori, here is my recipe.

Ingredients for about 12 Scones

- 2 cup flour
- 3 tbsp sugar
- 1 tbsp baking powder
- 1/2 tsp salt
- 5 tbsp soft butter, cut into small pieces or grated
- 1 cup whipping cream
- 1/2 cup raisins, cranberries or cheese

In a large bowl, stir together dry ingredients flour, sugar, baking powder, and salt then add butter and blend thoroughly, about 1-2 minutes.

After all ingredients are thoroughly blended, pour in cream and mix by hand for 1 minute.

Place mixture onto a floured surface and knead for 15-30 seconds and form the mixture into a ball.

Cut the ball into 4 then cut each section into equal portions and roll each small piece into a ball then press semi flat.

Place 4 or 5 pieces into the air fryer or oven and bake at 400 degrees for 12 – 15 minutes.

Enjoy with a cup of tea or coffee.



Quatermaster's Report

Leanne J.

COMING SOON!

New for 2025


OCAC embroidered cotton baseball hats. They feature a fully embroidered logo on the front and an embroidered Canadian flag on the back.

These hats will be available at the following upcoming events or anywhere your quatermaster may be found.

- ▶ Rideau Acres Rendezvous
- ▶ OCAC Fall Rally

Get yours for only \$20.00





A Slow Drain!

JohnR.

Yes, you are in your Airstream relaxing and you have lots of time on your hands, but do you really have time to watch a slowly draining sink in your Airstream? Wouldn't you rather be out hiking, biking or just sitting around the campfire? Well, here is a maintenance tip to help you get out to the fun stuff sooner.

The newer Airstreams use the Hepvo waterless P trap under the sinks to prevent the odors from the grey tank from overcoming you in the RV. See the picture to the right of the one under my kitchen sink in the Airstream.

Older Airstreams still use the common P trap which contains a water loop to prevent the odors from coming back from the grey tank.

The Hepvo waterless P trap is good for an RV because there is no water seal to lose while travelling down the road, thus allowing odors to escape. The design of the Hepvo P trap has its downside and that is because we tend to conserve water while RVing due to the limitation of the grey tank. This allows build up in the Hepvo of sludge and prevents draining and may also allow tank odors to seep back into the RV. Looking on Amazon a new Hepvo will cost you about \$70 so replacing is not the preferred option. That leaves cleaning the Hepvo as an option and it is a relatively simple quick job to do and could be done in

less time than it would take a sink full of dish water to drain.

Access to the Hepvo under the kitchen sink or bathroom sink is usually easy as is the removal of the Hepvo. First step is to ensure all standing water in the sink has drained away or emptied out. The Hepvo can be mounted either horizontally or vertically depending upon how much room there is under the sink, in my case they are mounted horizontally. Unscrew the end of the Hepvo from the sink drain then you can have room to unscrew the Hepvo from the downstream end. Provided the sink was clear of water, there should be no leakage but have a rag handy just in case. The inside of the Hepvo is a soft rubber tube with one end that collapses to form the seal to prevent odors from coming back from the grey tank.



There is a warning label on the Hepvo not to use mechanical means to unplug the Hepvo.



For reinstallation of the Hepvo the end that goes onto the drainpipe will need some new Teflon tape added to the treads to prevent leakage but first remove any old Teflon tape before adding new tape. The end of the Hepvo that attaches to the bottom of the sink has a gasket in it to prevent leakage. Connect the Hepvo back up. Ensure the ridges on the Hepvo are pointing down if it was a horizontal installation. Test for leaks by putting water in the sink and letting it drain out. If no leaks, you are ready to get on with the things you like to do while out in your Airstream - like sitting outside watching the birds.

Just take the Hepvo and using a soft toothbrush and lots of warm water clean the rubber tube at each end of the Hepvo till all the crud is gone.



Before cleaning



After cleaning



Airstream Life Hacks

Lesley S.

New upgrade: We changed our outside shower.

While on the caravan we took last year on Route 66 the outside shower door somehow opened. We lost the shower head on the highway.

As a result of watching some of the videos posted by 13 Adventures on YouTube we changed the taps in the outside shower.

<https://youtu.be/43tQElqjibA>

It's a fairly simple process once you purchase the product from Amazon. A detachable quick connect hose completes the set up. Took us about 3/4 of an hour to do the upgrade and it is worth it.





Sunshine Report

Lynn B.

It has been rather quiet on the sunshine front. I sent out a get well card to Velda & Dewayne H. who have been dealing with congestive chest infections.

Thank you cards were given to Joan M. and Theresa B. for the great job they did on the Rustic Canuck Weekend Rally. Entertainment was great!

Here is David H. with the Coe Hill Girls.



After they performed, David, Kate D, and Kerry M. entertained us with the ukuleles.



Community Services Update

Project Linus - Julie R.

The next and final Project Linus blanket collection for 2025 will be at the Fall Rally in Lombardy. Looking forward to seeing your creations then!



Tabs 4 Kids Wheels - Rick A.



G'day to all the Airstream tab collectors. Due to a couple of family emergencies, we have been unable to make it to the spring Shakedown or the rally. However, as things stand now it looks like we will be able to attend the Rendezvous at Rideau Acres and the Rally at Lombardy this fall. If something happens in the meantime, I will try very hard to get a volunteer to collect the tabs for us. However, for those who have been collecting for us, we do plan to be at both events to lighten your load on the way home by taking the tabs off your hands. Thanks so much to all those who so reliably collect for us.