



Missouri-Kansas Airstream Club

Gopher News



WBCCI - Unit 059

October 2025

President's Message

Our Missouri-Kansas Airstream Club has been a truly rewarding experience for me. I've had the joy of working alongside wonderful, capable board members, and being an Airstream owner has been nothing short of an adventure. ***Over the past year, I've received great advice, built lasting friendships, and look forward to making many more.***

What makes our club so special is the spirit of helping one another, no matter the circumstances. It is this willingness to volunteer that allows our club to grow and thrive, and I am confident it will only become stronger in the years ahead.

Thank you all so much!


- Monty



2026 Monthly Luncheon Hosts

We are looking for a few more volunteers to host our monthly luncheons for 2026! ***It's a fun and easy way to volunteer in our club.***

Hosts are just responsible for making a reservation for a group of 40 at your local favorite restaurant. If you have any questions, please contact **Christine Embers**. Sign-up using this link: <https://www.signupgenius.com/go/8050A4BA4AF2DA75-58928572-monthly>



Executive Officers

President:

Christine Embers
cembers1@gmail.com

1st Vice President:

Jill O'Connor
joconnor@pcpartners.net

2nd Vice President:

Heather Hosea
henderlh@yahoo.com

3rd Vice President:

Teresa Bontrager
ptbontrager@aim.com

Treasurer:

Doug Brown
dbrown194@comcast.net

Recording Secretary:

Marsha Brown
mkbrown3@comcast.com

Corresponding Secretary:

Christine Whitney
chriswhitney1@gmail.com

Past President:

Monty Sowder
montysowder@gmail.com

Parliamentarian:

Vern Wirka
vwirka@cox.net

Membership Chair:

Susan Griffey
montegriffey@yahoo.com

Community Service Chair:

Deb Mitchell
mitchdeb@gmail.com

Newsletter Putertogether:

Kirk Moore
kcunitnews@gmail.com



Welcome New Members!

Ed & Stacy Drane

Columbia, MO


Jeff & Kimberly Krum

Kansas City, MO

We hope to meet you at a future luncheon or Rally!



In Remembrance of Don Sutton



Fellow Mo-Kan Club Member, Don Sutton passed away on September 17, at the age of 94. He and his wife Shirley lived in Chanute, KS and were long-time Airstream Club Members.

Don's [obituary](#) states that he "was always busy and could repair almost anything. He enjoyed building and restoring boats, water and, snow skiing, fishing, and hunting. Fun was had traveling the country with Shirley in their Airstream camper."

Outdoor inspiration at "Plein Air Grand Marais 2025"

Denise & I camped at Grand Marais during this annual competition and festival, organized by Outdoor Painters of Minnesota. One morning we discovered a married couple working at their easels -- inspired by our '61 Flying Cloud! Of course, we HAD to buy BOTH paintings! - Kirk Moore



Upcoming Mo-Kan Club Activities

LUNCHEONS

[Please RSVP the Hosts if planning on attending the luncheon,]

October 4, 2025 - 11:30am

Sickies Garage

71111 W 95th St., Overland Park, KS

Hosts - [James & Kristal Thompson](#)

November 1, 2025 - 11:30am

Rodeo Mexican Restaurant

15510 State Ave #11, Basehor, KS

Hosts - [Dustin & Christine Whitney](#)

December 6, 2025 - 11:30am

Holiday Luncheon

6 Mile Chophouse & Tavern

4931 W 6th St., Lawrence, KS

Hosts - [Monty & Tonja Sowder & Christine & Richard Embers](#)

<https://pci.jotform.com/form/252714371154150>

Register with this Jotform Now!

RALLIES



April 23 – 26, 2026

Mo-Kan Spring Rally Topeka, KS

Lake Shawnee Campground

More Details to Come!

Campsite booking begins Oct 13th. Watch for email!

April 29 – May 3, 2026

Region 8 Spring Rally Hutchinson, KS

Kansas State Fairgrounds

More Details to Come!

Jun 4 - 7, 2026

Joint Rally Get-Together

Mo-Kan Club and Greater Ozark Club

Morrilton, AR

Petit Jean State Park

If you missed the window to reserve a camping spot, please contact a Mo-Kan Executive Officer

August 22 - 27, 2026

Airstream Club Int'l Rally

Minot, ND

Info & Registration: airstreamclub.org/Rally2026



Remember! There's lots of good info, photos and archived newsletters at our Club's website:

<https://airstreamclub.org/missouri-kansas>

Mo-Kan Club Fall Installation Rally – Topeka, KS, Sept. 18-21, 2025

We want to thank our Hosts - **Dave & Heather Hosea** for an amazing Fall Rally! They provided a fun, relaxing and memorable rally for our members. The schedule included local ice cream tasting on Thursday night, a bike ride on Friday morning, and the 3rd Annual Chili Cook-off on Friday evening. On Saturday, we installed our new slate of officers, then members attended a tour of Brown vs Board of Education and a HAM radio POTA event, followed by a "Street Taco" dinner prepared by Chef Dave Hosea.



Official "Chili Cook-off" Judges:
Lynn Anderson, Tawnya Madl
and **Roger Masters**



"Chili Cook-off" winners –
Spiciest & Judge's Choice – **Karen Rapp**
People's Choice – **Chris Whitney**



Newly installed Mo-Kan Club Executive Officers and Committee Chairs




2026 Mo-Kan Club President, **Christine Embers**,
thanks 2025 President, **Monty Sowder**

Mo-Kan Club Fall Installation Rally



Tour of Brown v. Board of Education Site



HAM Radio Demo



"Street Taco" Dinner chefs:
Dave & Heather Hosea



Trailer Tires

By **John Eckardt** September 2025

2008 27 ft Classic Limited Airstream

2022, 2500 Ram Limited Crew Cab 6.4 liter Hemi

One of the reasons I joined the Wally Byam Caravan Club International (WBCCI) two months after I purchased my Airstream in 2016, was to learn from others something I knew very little about—how to operate, maintain and fix an RV. I'm not very handy but I'm willing to learn and love maintenance demonstrations. Like a few years ago at the *Cottonwoods RV Park* in Columbia, Missouri, when **Dustin Whitney** showed our group the bag of tools he assembled to quickly fix a flat tire on an Airstream in an emergency situation. Or the time at our rally at the *Basswood Resort*, north of KCI when **Lee Orth** brought a scale and measured the actual tongue weight of the Airstreams of those attending, so that the tow vehicle's *payload* could be more closely estimated. It was surprising to many that the actual tongue weight was often over 1,000 lbs. Or the time **Lee Cantrell** showed me how to pull out (mostly) a dent in an upper panel in my Airstream with a Central Pneumatic Air Compressor Dent Puller. Please don't ask how the dent got there. There are many other examples over the years but you get the idea. I like that stuff. And it's a big benefit from being in the Club



Lately, I've been thinking a lot about trailer tires. The reason for this was because it had been a while since I bought my last set and Maria and I had two long trips planned this year. The first was a 2,500 mile *Just for Fun trip* around Lake Michigan, mostly planned by the Mitchell's and Whitney's -- and a fall 2,500 mile, Albuquerque, NM, Balloon Festival trip. Also, I have two close acquaintances who just in the past year bought S.O.B. RV's and each of them have experienced a flat tire while on the road camping. One of the them had extensive damage to the underneath exterior wall of the unit and had to replace both the tire and the exterior wall. No fun there. The annoyance and damage can even be worse on a single-axle RV, where a second tire on the side can't help limit the damage until the RV can be stopped in a safe place.

According to [*The RV Geeks*](#), RV trailer tires should typically be replaced around 3 to 5 years from the manufacture date, even if the tires still appear to have sufficient tread. This time could vary depending upon the quality of the tires, the amount of time the tires spend exposed to the elements and whether the tires are showing signs of stress or cracking. To determine when the tires were purchased, check on the sidewall of the tire for the DOT code. Right next to the DOT, will be four numbers. A code of "2319" means the tire was made in the 23rd week of 2019. Even though my previous tires did not show any signs of wear, they were six years old, so I decided to change them. To extend the life of the tires, I always try to keep around 65 lbs. of pressure in them. The cushions seem to stay in place a little better in the Airstream while traveling with 65 lbs. in them. In addition, I use a TPMD (*Tire pressure monitoring device*) while on the road and make sure that my spare tire under the Airstream also has the proper air pressure! What a pain that was to check. I also carry a small portable 20V Cordless Air Compressor Tire Inflator to use on the bikes, the truck and RV Tires. It's about the size of a regular drill but has a surprising amount of air displacement.



The next questions-- which tires should I buy and where should I go to have them installed? This can take time too. I called one of the *Big O Tires* dealerships and was told that "Cody typically changes out the RV tires but the company requires the workers to have their own jacks and he doesn't have his any longer"! Well okay then. I then remembered a Facebook post from Lee Orth where after much research on his part, he chose *Goodyear Endurance RV tires* due to their high rating and firmer sidewall. Good enough for me. My tires were 225/75R15, 10 ply and Load Range E. I checked and Goodyear carried that make and size. Also, on Lee's advice, (here is the good part) I called **Goodyear's Roll Mobile Services**. The Roll Mobile Service is based out of the Goodyear store located at 5200 Johnson Drive in Mission, Kansas but they service the entire metro area. I called and a service representative (844-765-5826) who took all of my information and then required payment over the phone. This is where the trust in Lee came into play. She then scheduled a time we were both available and gave me a two-hour window for the service truck arrival.

This procedure had a little added complication since the Airstream is parked inside the Interstate Underground Cave at the southeast corner of Interstate 435 and E 23rd Street. I have a boat parked four feet away on one side and an RV four feet away on the other. No problem. The technician, who was very experienced, completed the four-tire change out in less than an hour. His van was fully stocked. He used a mobile heavy-duty jack with only the four feet to work in and an air compressor lug wrench to remove the old tires. The van was equipped with a tire changer and a wheel balancer—which was needed because he used about a four-inch-long weight on several of the tires.

He took the old tires away and that was that. Very efficient and very quick. And I didn't have to move the RV. The job cost a total of \$1,016.82 and included the tires, a \$20 service fee, the installation, a \$12 Tire Disposal Fee, a \$2 waste tax (whatever that is) and a \$74 sales tax.

A few things to consider. If you have tire monitoring device knobs on the valve stems, you may need to change out the steel stems so you can request that he stock his truck prior to leaving. He reused mine. Their brochure states that the change out site needs to be safe and if you have a wheel lock, you will need a key for it at the time of installation. You also need five feet of clearance on each side.

I have now just completed the Michigan trip and so far, the tires have been fine. You may however want to use a different make of tire. And others may also have a mobile service. There are plenty to choose from. However, if you have settled on a Goodyear brand and if your situation fits within the reasonably loose restrictions identified above, then you may want to consider the [Roll Mobile Service from Goodyear](#).

