



Celebrating 52 Years – 1973-2025

The Newstream

Southeastern Michigan Airstream Club
Region 4 Club 137
Having Fun in Our Airstreams Since 1973



1st Qtr 2026 – Winter Edition

Volume 51 Issue 1

2026 Officers	
<i>President</i>	Bill Biland SEMACpresident@gmail.com
<i>First Vice President</i>	Anna Richardson SEMACvicepresident@gmail.com
<i>Second Vice President</i>	Brian Butler SEMACVP2@gmail.com
<i>Treasurer</i>	Marc Cram SEMACTreasurer@gmail.com
<i>Secretary</i>	Michelle Kaloustian SEMACsecretary@gmail.com
<i>Past President</i>	Steve Rowley SEMACpastpresident@gmail.com
<i>Trustees</i>	Grace Guillen Mark Romanowski
2026 Committee Chairs	
<i>Membership</i>	Mary Goff SEMACmembership@gmail.com
<i>Newsletter</i>	Tanya Graettinger SEMACNewsletter@gmail.com
<i>Parliamentarian</i>	Barb Derian
<i>Webmaster</i>	Barbara Derian
<i>Historian</i>	Joe Peplinski
<i>Airstream Links:</i>	SEMAC Website Region 4 Website Airstream Club International SEMAC Facebook Group Region 4 Facebook Page SEMAC Instagram Page

Presidents Scoop

Bill Biland

SEMAC has crossed the threshold of our 100th member! Kristine and Dominic Milicia are Southeastern Michigan Airstream Club's 100th Members. We are hoping to see them at one of our rallies in 2026!

If you attended the Fall Maintenance Rally at Woodland Clarkston, this past October, you know we had a great turn out and that our weather was near perfect, except for the second night. A few of us, myself included, split early to avoid the downpours. It was still a fun rally.

I want to thank Brian Butler, our 2nd VP, and Steve Rowley, our Past President, for their help in planning the rally with me. We were honored to have Mike Pastva, Region 4 President, attend our rally and install our new board of officers.

The first night of the rally we had a Chili Cookoff. There were many participants and it was decided they all won! We then watched the documentary *Alumination*. Eric was our tech guy who got us all set up, and Marc saved the day with two big speakers for surround sound! Included were some solo stoves to make the evening perfect for an outdoor event.

Saturday, Mark Kaloustian gave an in-depth presentation on water filtration for your rig, as well as cleaning out the water tanks on board. Brian Butler did a demo on changing the locks on the outside storage compartments of his rig. He made it look really easy. Woodland service gave demos on how to winterize. They also showed us how to swap out all of the A/C ceiling vent covers for the new Airstream vent covers. Brian and Megan's trailer was their demo! We had our annual business meeting and installed our new board of officers for 2026. We then had a great lunch of BBQ and socializing. I often think, how lucky we are to have a great group of members and of board officers to help keep SEMAC fun and active!

If you have not registered for our Rally in the Woods@Twin Bears, be sure to! Let's make SEMAC's first rally of the season a great one!



Sheri & Robert Trout **31397**
Michael & Gail Lutton **12976**
Karen Granata-Behrle **18201**
Kristine & Domenic Milicia **6187**
Michael & Jeanne Antulus **13659**
Robert & Aileen Franchi **07877**
Mike Pastva/Jill McCauslin **204**
Lynn Peters/Dan Partin **4523**
Eugene & Juliet Ruiz **7792**

Happy ACI/WCBCCI Anniversary!

January

Dale & Hazel Wagner **29229**
Douglas & Maggie Cervin **11023**
Dawn & John Farmer **24469**
Steven & Linda Blackmer **1095**
Terry & Lois Swartzell **1248**
Victoria Wall & William Copenhaver **1799**
Laura Strachan & Jason Nardoni **9298**
Margaret & Douglas Coburn **1404**
Jim & Susan Pontzer **8737**
Adriel & Christina Henderson **1074**
Thomas & Donna Cobb **1617**
Laura Morrow **1765**
Patricia & Patrick Bergin **1864**
Peggy & Mark Stephenson **4705**
Susan & Gary Shepard **5605**
Jeriel & Carol Jean Beard **8150**
Carol Baidinger **17241**
Fred & Sharon Bryant **30962**
Steven & Linda Blackmer **1095**



February

Liz Johnson & Sidney Beckwith **9080**
John Clyne & Karla Pearson **6120**
Emily & Michael Andrews **3483**
David & Cherylin Tuck **1731**
Tom Diamond & Gary Flint **3935**
Stephen & Janet Pinkham **18323**

March

Richard & Marie Steele **12700**
Jason & Robin Beeman **27931**
Eric Sweterlitsch & Valerie Mutchler **13113**
Amy & Rick Lieblein **8815**
John & Deborah Chipman **3312**
David & Rebecca Smith **20208**



January

Bob Schwabel
Peggy Stephenson
Stephen Rowley
Tanya Graettinger
Douglas Cervin
Richard Steele
Cindy Kalota
Eric Graettinger

February

Scott Beutler
Jerry Dubzak
Cheree Rowley
Victoria Walls
Nick Tonkin
Christine Teff
Michael Andrews
Maggie Cervin
Mark Romanowski

March

Grace Guillen
Elena Cram
Diane Bergquist
Jeriel Beard
Fred Bryant
Leanne Romanowski
Stephen Pinkham
Jason Beeman
Dave Smith

Thank you to our 2026 Newstream Sponsor



WOODLAND
AIRSTREAM
Est. 1966



9331 Dixie Hwy.
Clarkston, Michigan 48348
www.woodlandairstream.com
248-922-7545
Service and Sales, used and new

SEMAC Board Updates & Financials

Annual Financial Notification: The club's financials are audited each year by a volunteer Club member. This year the audit was performed at the annual meeting in October and all was found in good order. Any regular club member can obtain financial information by making a request to the SEMAC Treasurer at SEMACTreasurer@gmail.com.

FROM THE SEMAC SECRETARY

Your SEMAC Executive Board works hard to make sure your Club has activities and adventures that are meaningful and fun! All minutes from the Board meetings and the Membership meetings, along with any financial information, are available upon request to any member of the SEMAC Executive Board. If you wish for a topic to be discussed by the Board or wish to present a topic to the Board, please give me call or send me an email at SEMASEcretary@gmail.com!

Annual board meetings

We have set the board meeting schedule for 2026. The dates are Mon, Jan. 12, Mon., March 23, Mon., July 13, and Mon., Sept. 28. The meetings are held virtually at 6:30 p.m. All members are welcome to join. If you have a topic for the agenda please email the SEMAC Secretary at SEMASEcretary@gmail.com at least 10 days prior to the meeting. At times we must change the dates or start times, so if you want to attend, please email Bill Biland at SEMACpresident@gmail.com around the time of the scheduled meeting for current meeting information.



SEMAC APPAREL



Get Your Swag On....

Are you aware of the SEMAC swag offerings? Check it out at www.seriousgraphicsandsigns.com there is a "Online Stores" tab, click on it, then click the SEMAC store. The quality is really good, the pricing is very fair. The offerings are t-shirts, sweaters, hoodies (youth and adult sizing), hats, and flags. Turn around time is about three weeks. There is no profit for SEMAC, and Serious Graphics is a local business, so it is great to support them.



My name is Anna Richardson and my husband is Matt. When I met him, my idea of roughing it was no mint on the pillow. But I learned quickly if I wanted to travel and adventure with him, I had to get in a tent! For 10 years I tent camped with Matt.....we tented in some of the best conditions and most beautiful places. Equally, we camped in some of the worst conditions and scariest places. One of the most memorable things that moved us into our journey of our Airstream was a trip to Georgia. On our way to Jekyll Island, we hit an Alligator on I-95. We then endured 5" of rain in 5 days, we both got ticks, had a Wren make a nest in the fly of our tent, and we even slept in the Subaru one night since our air mattress was floating. After that we started looking for a camper and after 3yrs of looking, somehow, somehow, we landed on our Airstream, which we lovingly called "the Bubble".

What we didn't expect with our purchase was the network that came with it. I, of course, immediately joined the Airstream International Club and Southeastern Michigan Airstream Club(SEMAC). What this has given me in return is so much more than I could have ever imagined. I have made the most amazing friends that I am proud to call my family; they have embraced me with such open arms and hearts. I was even blessed to share my birthday this year camping with them. I am also proud to say I am the Vice President of (SEMAC).....what an awesome journey.

So, I still stand by my idea of roughing it is no mint on the pillowbut how can it possibly be roughing it when I lay my head down every night in a beautiful place, in the cutest bubble, with the best group of friends/family anyone could ever ask for.

So, on any given weekend from April to October, you can find me rolling down the road towing my Airstream ready to meet up with my Airstream family.

Anna Richardson
Vice President of SEMAC



As it happens now and again, one must investigate anomalous noises coming from the furnace in your Airstream. Ours was restarting frequently while running. When you opened the door the flame would go out and it would have to restart itself. This clearly wasn't normal behavior. It is the original furnace so I knew it was time to take it apart and investigate.

Note: if you're the capable type, this is quite simple to do. Take pictures often, especially of the wiring, and you will have no trouble reassembling these units.




Figure 1

Two large flat head screws on the outside drop down this door that covers the access to the rear of the furnace. This is an Atwood brand and a well-known unit in the industry. 12 Philips screws (Red Arrow) must be removed to allow you to pry off the outer cover. This is adhered to the outer skin by butyl tape so carefully work that free and avoid scratching your AS skin.

Make sure your gas is turned off at the tank and then disconnect the gas line fitting just below the blue arrow. Note the rubber gasket and how it fits into the side of the furnace. There is a plastic edge that slides out of the way to free up this gasket so you can push the line to the right and out of your way.

The orange arrow shows one of many sheet metal screws you will need to remove to service this unit. Best to have a storage container for all the screws. There were 3 types used on this furnace.

The computer board that controls the furnace (Fig: 2, Red Arrow) needs to be removed to access the main power connector. The green arrows indicate the wires that need to be removed from their connectors and the purple arrow shows the wingnut that needs to be loosened to slide out the board. Set it in a safe location. Behind this board is a 6 wire connector that you can reach with your hand and disconnect from the outside of the furnace housing. This will allow you to pull the furnace from the AS for servicing, once you have disconnected the heater hoses and mounting screws at the other side of the furnace. This is under my kitchen cabinet in my AS where I have an access door. The hoses rotate to come out of the furnace heat exchanger. It may be a different location in your AS.




Figure 2

Once you have the furnace removed, start removing the sheet metal screws on the inside corners. I had a long extension on my light impact driver. Having a magnet stick is also essential for retrieving the screws and putting them back in on assembly. In figure 3 you will see the heat exchanger exposed (red arrow) the rear cover has been removed you will need to remove the fan motor as well. The plastic frame separator is held in by 8 screws that are unique due to the plastic they are holding. Note this for reassembly. There are 3 screws on the left side of the and 2 on the right side of the motor. Once this is out of the way you can access the 3 screws that hold the ignitor system (yellow arrow) in place and remove that by turning it into the area where the motor resides. It doesn't come straight out.

Note the orange arrow. I used my shop vac in reverse to blow air pressure into the exchanger to test for any leaks. If I had found any then it would have required changing of the exchanger or likely a new furnace. However replacing the furnace with a newer model of the same dimensions would be a challenge. My exchanger had no leaks (whew) so I moved on!




Figure 3

Once the ignitor was removed I found my problem. (Fig: 4) This is the rusted out Burner head. I found a replacement easily on Amazon. (I was amazed!) They still make parts for this 40 year old furnace!

Once I had the parts I reassembled it in the order I took it apart. Be sure to check that the ignitor does NOT touch the burner head once you have it screwed into place. It will ground out the ignitor and your furnace will not start once you have it all assembled... I would save you that pain.

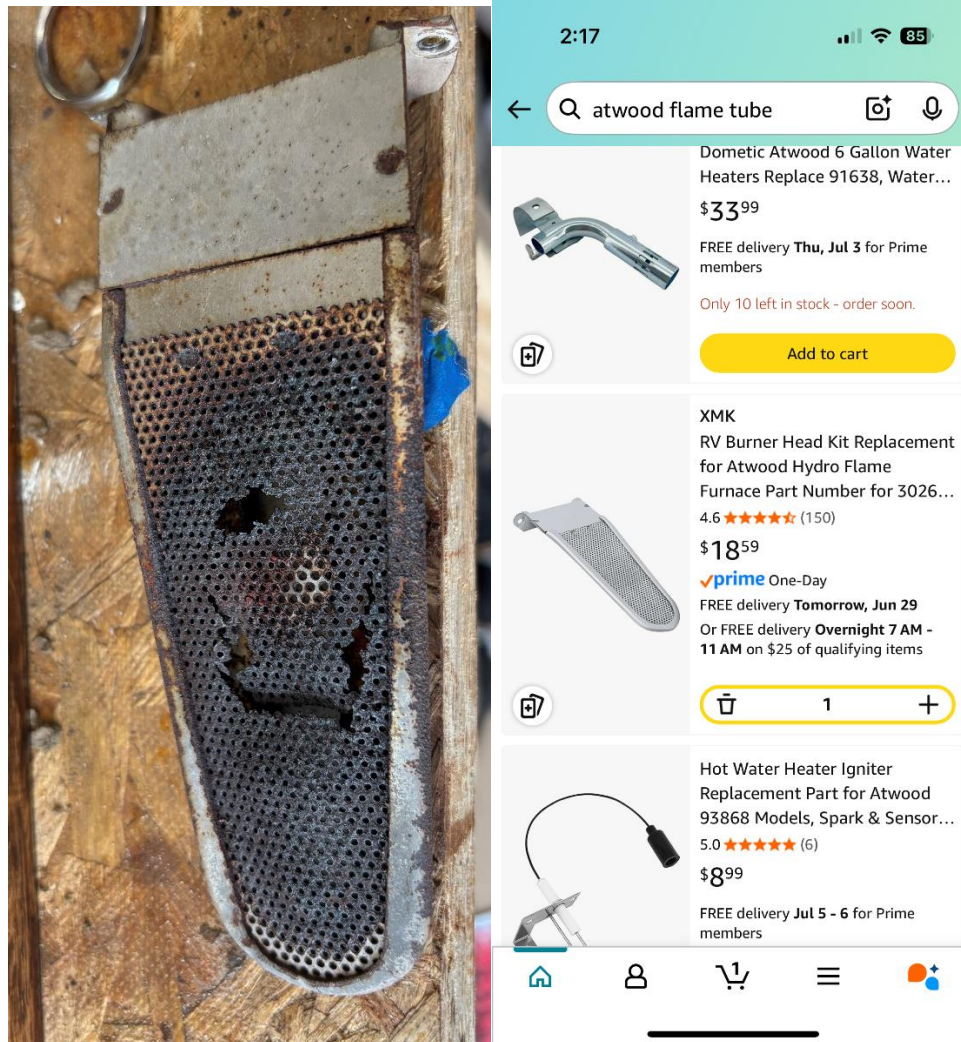


Figure 4

When you reinstall the unit back into your AS, be sure to use butyl tape seal it properly. I would connect the wiring and the gas line and test the unit before fixing it into place with the butyl tape. Just to be sure.

Maintenance is not rocket science. If you have the time and patience you can do this too. I feel much better knowing that my furnace is safe to continue using.

**Let's Rally
Together
2026!**



Upcoming SEMAC, WBAC/ACI and other Airstream Events At-a-Glance

(SEMAC events/rallies highlighted in yellow)

Feb 7	Spirits & Bites Luncheon @ Detroit City Distillery https://www.detroitcitydistillery.com	2426 Riopelle, Detroit, MI 48207 Come join us for a tour of the Detroit City Distillery and lunch at the famous Eastern Market.
April 16-20	Hocking Hills campout @ Hocking Hills State Park	Hocking Hills State Park, 13178 Rte 664, Logan, OH, 43138 This campout is a casual gathering of club members. There is no fee or any official activities. It's all about camping and socializing! Make your camping reservations and let us know you'll be there.
June 4-7	Silver on Silver @ Holiday RV Park & Campground, Traverse City, Michigan https://airstreamclub.org/mac-silver-silver-rally	Hosted by MAC in 2026. Come enjoy camping, wine tasting, and bike rides, and fellowship with MAC and SEMAC!
June 18-21	Rally in the Woods @Twin Bears http://www.twinbearscamp.com	Twin Bears Wooded Campground, 2201 M-68 HWY, Indian River, MI 49749
Jul 16-19	DeTour to Paradise, a Rally Under the Stars www.paradisepointrvpark.com	Paradise Pointe Detour Village, 20085 E. Paradise Pt., DeTour Village, MI 49725 Only 10 Spots Available. The park is holding spots until January 1, so do not delay if interested in spending time in this beautiful area!
Aug 14-16	Mitten Burger Roundup Campout www.harborbeach.com/north-park-campground	Can't make it to Minot this year? We have you covered! Come camp with others for the weekend! North Park Campground, 836 N. Huron Ave, Harbor Beach, MI
Aug 15-21	SEMAC Caravan to International Rally in Minot, ND	Join SEMAC on a Caravan from Michigan to the International Rally, in Minot, ND. Drive days will typically be 3 to 5 hours. Arrive in Minot before 8 am on Fri, Aug 21. The Caravan is limited to 12 rigs. The cost is estimated at \$300/rig to cover camping fees only. We will mostly be staying at Water & Electric sites, with one night of boondocking planned. This caravan is to Minot only. You may leave the International Rally and return home at your own pace and route of your choice. Registration will open on November 1, 2025.
Aug 22-27	International Rally, Minot ND	Just you and a 1,000 other Airstreams coming together for a week of camping, fun, and education. If you haven't been to an international rally, what are you waiting for?!
Sept 17-20	Grand SEMAC Rally; Fun, Friends, and Fires On The Grand River http://www.steamboatpark.com	Steamboat Park, 825 Taylor St, Jenison, MI 49428. Optional activities include a brewery tour, riverboat ride, and Meijer Gardens.

Registration is open for all SEMAC events at <https://airstreamclub.org/southeastern-michigan/semac-rallies-and-events>