

## Winegard Sensor TV Ant.

Question:

What, if any, seasonal maintenance is required on my Winegard Sensor antenna?

Some recommendations from Winegard:


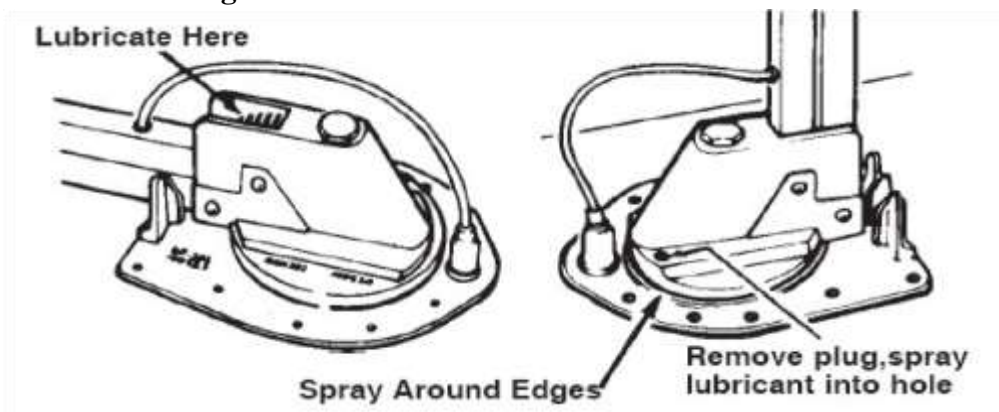
The Winegard Sensor or “Batwing” antenna requires very little care throughout its life, however 3-4 times each year it is strongly recommended that the unit receive some maintenance. By raising the antenna and spraying the gears with a Silicon Spray Lubricant you can increase the life and the enjoyment of the Sensor.

This “bath” helps in two ways. First, by cleaning the dirt and debris from the gears the unit will be easier to operate, making raising the unit much less taxing. Secondly, this lubricates the seal that prevents water from flowing into the coach. Without this lubrication, the seal will eventually get brittle and crack. Properly lubricated, this seal should last for the life of unit.


Take warm soapy water (be careful not to slip if on roof) and wipe down antenna head and antenna blades. At this time you may also want to inspect the rubber boot for the coaxial cable and the sealant used around the base of the antenna installed by manufacturer.

If you are having problems with your antenna wobbling or not locking into place you may need to have the antenna checked by your Airstream Dealer. The antenna may have worn gears or the internal nut for the gear assembly at the interior shaft may have vibrated loose.

### Suggested Maintenance for Winegard Sensor Antenna



This is a good example of an antenna in need of attention. Notice the caulking is starting to crack at base, and the antenna needs cleaned and the rubber boot is showing signs of sun damage.



Antenna wing bent and  
antenna head needs a good bath